



STATE FINANCIAL SERVICES DIVISION
LOCAL GOVERNMENT SERVICES BUREAU
Mitchell Building Room 255, PO Box 200547, Helena, Montana 5962
Phone (406) 444-9101
[Local Government Services Bureau Portal](#)



PARK

COUNTY

MONTANA

FINAL BUDGET DOCUMENT



Fiscal Year ended June 30, 2024

Park County

Form Prescribed by Department of Administration
Local Government Services Bureau
Montana Budgetary, Accounting, and Reporting System



2024 FINAL BUDGET
Table of Contents



	Page
Executive Summary	5
Budget Certification.....	6
Budget Message.....	7-10
Park County Mission.....	11
Park County Profile.....	12
Local Government Budget Calendar.....	13
Officials Sheet.....	14
Schedule of Personnel Levels.....	15
Organizational Chart.....	16
County Financial Summaries	17
Financial Report Glossary.....	18
Total County Financials & Graphs.....	19
Source of Revenues and Expenditures by Function Graphs.....	20
General Fund Financials & Graphs.....	21-22
Total County Fund Balances & Working Capital	23-24
Alphabetical List of Funds.....	25-26
Taxable Valuation History.....	27
General Government Activities	29
Overview of General Government Activities.....	30
General Government - Discussions & General Fund Portion of Expenditures	
Commissioners, Justice Court, Clerk & Recorder.....	31-34
Auditor, Treasurer, Elections.....	35-38
County Attorney, Building, Public Administrator.....	39-41
School Superintendent, Copier/Mail, Parks.....	42
Accounting/Finance, Grants Administration, Human Resources.....	43-45
Information Technology, Geographic Information Systems.....	47-49
District Clerk of Court - Discussion & Financials.....	50-51
Planning - Discussion & Financials.....	52-53
Victim Witness Program - Discussion & Financials.....	54-55
County Land Information.....	56
Record Preservation.....	57
Public Safety Activities	59
Public Safety - Discussion & General Fund Portion of Expenditures	
Juvenile Detention, Coroner, Code Enforcement.....	60-62
Law Enforcement / Detention Discussion.....	63
Law Enforcement & Detention Expenditure Breakout.....	64
MO River Drug Task Force - Discussion & Financials.....	65
Search & Rescue - Financials.....	66
Jail Commissary.....	67
Disaster & Emergency Services - Discussion & Financials.....	68-69
911 Emergency - Discussion & Financials.....	70-71
Ambulance - Discussion & Financials.....	72-73
Homeland Security Grants - Discussion & Financials.....	74
911 Gardiner.....	75
Fire Control / Council.....	76
Public Works Activities	77



2024 FINAL BUDGET
Table of Contents



	Page
Overview of Public Works Activities.....	78
Public Works Department.....	
Public Works - General Fund Portion of Expenditures	
Public Works Administration.....	79
Road & Bridge Discussion.....	80
Road.....	81
Bridge.....	82
Road & Bridge Cip.....	83
Road & Bridge Capital Equipment.....	84
Junk Vehicle Discussion & Financials.....	86-87
Weed Discussion & Financials.....	88-90
Solid Waste, Landfill & Refuse Discussion & Financials	92-94
Airport Discussion & Financials.....	95
Chicory Rural Improvement District (RID).....	96
Gardiner Lighting.....	97
Noxious Weed Grant.....	98
Public Health Activities	99
Overview of Public Health Activities.....	100
Public & Environmental Health Department.....	101-102
Public Health - General Fund Portion of Expenditures	
Sanitarian, Health, Mental Treatment Discussion & Financials.....	103
Health Grant Discussion.....	104-105
Connect Program Grant.....	106
Maternal & Child Health Grant.....	107
Public Health Preparedness Grant.....	108
Immunization Grant.....	109
MT Asthma Grant.....	110
Chronic Disease Prevention.....	111
Women, Infant, Children Grant (WIC).....	112
Crisis Intervention & Peer Support Discussion & Financials.....	114-116
Mosquito Discussion & Financials.....	117-118
Predatory Animal - Cattle.....	119
Predatory Animal - Sheep.....	120
Alcohol Rehabilitation.....	121
Social, Economic, Cultural, Recreation & Community Activities	123
Overview of Social, Economic, Cultural, Recreation & Community Activities.....	124
Social, Econ, Cultural, Recr & Community - General Fund Portion of Expenditures	
Veterans, MSU Extension and Historical Discussion & Financials.....	125-127
Angel Line Discussion & Financials.....	128-129
Community Development Block Grant.....	130-131
Fairgrounds & Parks Discussion & Financials.....	132-133
Museum Discussion & Financials.....	134-135
Park County Transit - Windrider Discussion & Financials.....	136-137
Library Discussion & Financials.....	138-139
Senior Citizens.....	140



2024 FINAL BUDGET
Table of Contents



	Page
Other Administration & Transfers Activities	141
Overview of Other Administration & Transfers Activities.....	142
BN General Capital Improvement.....	143
Comprehensive Insurance.....	144
Emergency/Disaster Transfers Discussion & Financials.....	145
Cooke City Resort Tax Discussion & Financials.....	146
Crime Victim's Assistance.....	147
Economic Development.....	148
Hard Rock Mine Trust.....	149
Metal Mines Tax.....	150
Permissive Medical Levy.....	151
Permissive Sheriff's Retirement Levy.....	152
Payment in Lieu of Taxes (PILT).....	153
LATCF.....	154
Capital Requests & Debt Schedule.....	155-156
 Appendix A	 157
Resolution Adopting Final Budget & Adopting Levies.....	158-160
Full Park County Levy Sheet - Exhibit A.....	161-162
10 Year History of Mills & Assessments.....	163
Park County Taxable Valuations & Determination of Revenues.....	164-178
 Appendix B	 179
Fund Line Item Detail.....	180-310

EXECUTIVE SUMMARY



PARK COUNTY

MONTANA



BUDGET CERTIFICATION

THIS IS TO CERTIFY that the Annual Budget for Fiscal 2024, was prepared according to law and adopted by the Board of County Commissioners, on September 7, 2024; and that all financial data and other information set forth herein are complete and correct to the best of my knowledge and belief.

Signed _____ Date 09/07/2023
Board Chairman

Signed _____ Date 09/07/2023



Final Budget Message

September 7, 2023

Residents of Park County:

This document is the final budget for Park County, Montana for the fiscal year ending June 30, 2024. A brief summary of the budget follows with explanations of noteworthy changes in the coming fiscal year.

Overview of Budgeted Resources

The following table depicts beginning fund balances, budgeted revenues, budgeted expenditures, and estimated ending fund balances for the coming year. This table reflects estimated revenues of \$32,329,792 and budgeted expenditures of \$33,776,975 resulting in a projected ending balance of \$18,100,396 for all funds. This ending fund balance represents an increase over last year’s projection. All Park County funds are included in this table, broken down between Governmental Funds and Proprietary Funds.

Projected Changes in Fund Balance/Cash Balance Final Budget – July 1, 2023 through June 30, 2024

	Governmental Funds				Proprietary Funds	
	General	Special Revenue	Debt Service	Capital Project	Enterprise	Total All funds
Beginning Fund Balance	\$1,049,454	\$7,705,493	\$0	\$9,320,617	\$1,472,016	\$19,547,580
Plus Budgeted Revenue	\$4,509,929	\$23,488,928	\$0	\$2,558,655	\$1,772,280	\$32,329,792
Less Budgeted Expenditures	\$5,059,688	\$24,492,047	\$0	\$2,491,972	\$1,733,268	\$33,776,975
Projected Ending Fund Balance	\$499,695	\$6,702,374	\$0	\$9,387,299	\$1,511,028	\$18,100,396

While Park County recognizes that unforeseen events occur, Park County focuses on regular operating expenses and planned projects for the fiscal year 2024 budget. The conservative revenue approach practice recognizes that it is easier to acknowledge an excess of revenue than to deal with a shortfall. Because of the conservative approach to revenues, estimated ending fund balances are sometimes lower than beginning fund balances in several budgeted funds, but they may end up higher at the end of the year. Vacancy savings for unfilled positions can create year end expenditures that are less than budgeted. It’s possible that there will be unforeseen and/or uncontrollable expenses, such as natural disasters or accidental losses, but those are excluded so that the data can be looked at as normal operations. American Rescue Plan (ARPA) Act funding has been partially budgeted in 2024 to cover other approved treasury expenditures. Park County received \$3.2 million for 2022 and 2023 in the two step payment from the Treasury.

For Fiscal Year 2024, expenditures exceed revenues by \$1,447,183 The BN General Capital Improvement fund includes expenditure items with little or no corresponding revenues (see Notes).



Major Funds

1. Net General Fund is \$548,843 Expenditures in excess of Revenues. There is recognition that wages are not always paid out at 100% of budget, and the beginning fund balance of \$1,049,545 can support the overage in FY24.
2. Net Sheriff's Office is \$162,674 Expenditures in excess of Revenues. There is recognition that Sheriff's Office positions typically are not paid out at 100% of budget due to turnover, but the budget reflects 100% pay for all of the positions.
3. Net Road Fund is \$154,174 Expenditures in excess of Revenues.
4. Net Refuse is \$189,540 Revenues in excess of Expenditures – Due to a proposed fee schedule change the fund is improving.
5. Net PILT is \$191,775 Expenditures in excess of Revenues – In 2024, PILT has additional expenditures in order to purchase vehicles and an increase in contributions for equity payroll increases and Fairgrounds building improvements.
6. Net BN Fund is \$20,932 Expenditures in excess of Revenues – In 2024, the Search & Rescue and Convict Grade Bridge Loans will be repaid from these funds.

A five-year analysis of payroll, including employment taxes and benefits, determined that Park County consistently pays less than 97% of budgeted amounts due to turnover. Budgeted 2024 payroll is \$10,207,559. Three percent amounts to \$306,227 that likely will not be paid out over the year. This factor increases the likelihood that for Park County revenues and expenditures will be more closely aligned in FY 2024, excluding the one-time charges for the BN Fund. Additional funding for COVID-19 will improve the outlook as well.

Highlights of the 2024 Budget

Taxable values and mill levies

The county-wide total taxable value of property, \$94,157,503 uses the 2023 certified values from the Montana Department of Revenue. The Taxable Value less Incremental Taxable Value is \$91,644,988 producing \$91,665 for the value of a mill or 1/1000 of the taxable value of property. The value of property in two Tax Increment Financing (TIF) Districts within the city of Livingston is \$2,495,515. The TIF Districts use gains in property taxes within the TIF District to finance improvements within those TIF Districts. The difference between the total taxable value and the TIF Districts are not available for use outside of the TIF Districts.

PILT – Payment in Lieu of Taxes

Payment in Lieu of Taxes (PILT) funds are received annually from the federal government in lieu of taxes on federal property within Park County and are dependent upon congressional appropriations. Budgeted revenues and expenditures for 2024 are \$1,812,000 and \$2,003,775 respectively. The County is working to spend PILT money that is available at the beginning of the fiscal year because there is no guarantee that PILT funds will be authorized the following year. The county will be reducing the PILT reserve by \$171,775.

The majority of appropriations from PILT are transfers out to other funds in order to finance their operations. It is also used to pay for operating costs of certain services such as Public Safety programs, advisory services, motor pool maintenance, and debt for IT switches and building electric switchgears. In 2024, appropriations have increased by almost to cover Sheriff wages and Road expenditures. Some funds will need extra transfers to cover equity pay increases. PILT appropriations increased from \$1,995,140 in fiscal year 2023 to \$2,003,775 in 2024.



Forest Reserve Act Funding

The Forest Reserve Act, also known as the Secure Rural Schools and Community Self Determination Act (SRS), was designed to provide assistance to rural counties and school districts to compensate for lost revenues from declining timber harvests on federal lands. 2024 funding is budgeted at \$245,000.

Title II of SRS is designated for special projects on federal lands nominated by a local Resource Advisory Committee (RAC). Title III is used to support community wildfire planning and protection. Because the allowable uses for Title III funds are restricted and under a deadline, in recent years Park County elected to allocate 0% of its SRS payment to Title III. Currently, previous elections have been carried forward so there is no additional funding from Title III.

BN General Capital Improvement Fund

The BN Capital Fund was created with a settlement award from a lawsuit between Park County and the BNSF Railway in relation to pollution issues at the Park County landfill. The original settlement of \$8,727,098 is defined as the principal amount of the fund. In 2012, Resolution #1145 allowed the expenditure of interest accrued from the award on capital improvement projects and to repay the Search and Rescue building loan. In July of 2015, the Commission amended that resolution to allow for expenditure of the principal of the BN Capital funds on a limited basis.

In fiscal year 2024, \$82,300 was appropriated for continuing SAR building loan payments and \$58,633 for Convict Grade Bridge loan payments. In addition, one loan has been made to the Cooke City Fire District within Park County which is being repaid at the prevailing prime rate at the time of the loan. An interfund loan has been set up for the Fairgrounds & Parks with loan repayments beginning in FY23. A Museum solar project interfund loan was approved for 2023.

Permissive Medical Levy & Permissive Sheriff Retirement System (SRS) Levy

Montana law allows local governments to permissively levy for the increase in employer contributions for group health insurance benefits. For fiscal year 2024, the Commissioners elected to continue fully supporting Park County's contribution to employees' health insurance premiums through the Permissive Medical Levy. Health rates per employee increased in 2024 by 11%.

During the 2017 legislative session, the Montana legislature increased employer contributions for the Sheriff Retirement System by 3% and are allowing Counties to levy the increase as a permissive levy. The levy may continue until a future legislation adjusts or eliminates it.

Debt

Park County has an allowable debt limit of \$152 million or 2.5% of the total assessed value of taxable property in Park County, per 7-7-2101 MCA, yet owes around \$1 million to outside financing sources. In fiscal 2014, Park County incurred an \$880,000 debt from the Montana Board of Investments in order to construct a new Search and Rescue facility on Park County land and which has a total outstanding loan balance of \$325,214. In 2017, the Commission elected to fund electric switchgear equipment, the County's portion of the Dispatch remodel as part of a continuing city/county building remodel, a replacement grader and new IT network switches for a total of \$82,754 through the Montana Board of Investments InterCap loan program with a 7 year term. In 2020, two new loans were set up for Park County. The first loan is to pay for the Convict Grade Bridge and will be funded out of the BN Fund. The unexpected failure of the bridge would place to great a hardship on the Bridge fund as the outstanding balance is \$445,477. The second loan is for remodeling to finish out the HVAC replacement and for a new grader with an outstanding balance of \$269,000. The variable rate interest of 5.75% is applicable to all loans in 2024.

There is no enterprise fund debt. The only debt service fund of Park County is one created from the Junk Vehicle program reserves to fund future compensated absences for that department which has a balance of zero.



Capital Improvement Projects

Major capital projects budgeted in fiscal year 2024 include the following Federal Lands Access Programs (FLAP) and other projects totaling \$2,453,075:

- The Mill Creek Road rehabilitation project is a \$1.96 million project that will utilize FLAP grant funds. The Tom Miner Bridger Replacement project is a \$2.42 million project that will utilize FLAP grant funds to replace the Tom Miner and Rock Creek Bridges. A Shields River Road FLAP is a \$180,000 project for road rehabilitation and improvement planning. The Old Yellowstone Trail South FLAP is for a \$235,000 corridor study. There are no budgeted outlays in FY24.
- The 911 fund plans to replace a Motorola radio monitor for \$6,000.
- Park County has a 100% funded bus barn for Park County Transit estimated at \$1,110,000 which finishes out at the beginning of 2024 for around \$200,000.
- The Road and Bridge Department has budgeted \$4.1 million for the FEMA funded Carbella Bridge replacement. The Road CIP has budgeted \$1.5 million for a rock crusher and other equipment.
- The Sheriff's Office has budgeted \$155,000 for replacement vehicles and equipment for Law Enforcement. Search & Rescue plans to purchase equipment for \$15,000.
- The county Information Technology will be replacing Wireless Refresh with Controllers and split the \$40,000 cost with the City of Livingston.
- There are some remodels planned for the city/county complex for \$63,000 which will be a shared cost with the city.
- There are multiple vehicles budgeted to be replaced with funding from PILT. The PILT budget for vehicles is \$65,600. One vehicle for IT/GIS is to be split with the GIS County Land Fund.
- Refuse has budgeted \$186,500 equipment.
- The Fairgrounds has multiple projects which will cost around \$1.4 million which will be covered by ARPA funding, Minimum Allocation Grant from state ARPA funding and LATCF funding. The ARPA projects include storage, ADA bathrooms and a solar system. LATCF funds are intended for the Exhibit Building Roof Replacement.

Other details of note

The Consumer Price Index increase for 12 months ending in 2022 was 8% and the Employment Cost Index (wage inflation) for 12 months ending in March 2023 was 4.9%. These indices are often used as a basis for salary adjustments. Counties are free to provide salary adjustments for elected officials based upon a recommendation from the Park County Compensation board. Park County's Compensation Board recommended that elected officials receive the 2024 COLA increase of \$0.25 per hour. Wages for non-elected Park County employees were increased by \$0.25 per hour as well with some equity adjustments for lower wage positions. Some of payroll is covered by grant funding, such as for DES, MRDTF, Victim Witness and numerous Health Grants. Total payroll, including taxes and benefits, was budgeted at \$9,743,875 in 2023 and increased to \$10,207,559 in 2024, going from 108 positions to 111 positions and including wage adjustments.

Respectfully,

Erica W. Strickland
Park County Finance Director

Park County Organizational Mission

Park County, Montana responsibly provides quality public services and education for the health, safety, and prosperity of all community members, businesses, and guests while supporting our exceptional natural and historic assets.

Park County Organizational Vision

Park County, Montana is a trusted and thriving team engaging and empowering citizens and guests to enjoy quality of life, success in business, and world-class recreational and cultural opportunities.

Park County Organizational Core Values

- **Teamwork:** We are a team of teams supporting each other with open minds toward common goals.
- **Quality Service:** We deliver professional, quality services that respond to the changing needs of our diverse community in a dynamic environment.
- **Integrity:** We are honest, trustworthy, fair, and committed to doing the right thing.
- **Courage:** We have the strength to tackle difficult and controversial issues, be innovative in our approach, and embody the values of Park County.
- **Work-Life Balance:** We appreciate each employee's ability to provide outreach and excellent service while honoring their personal lives.

Park County Organizational Goal Statements

- **Safe and Healthy Community:** Work with our communities to ensure public health and safety through outreach, education, service, and prevention, and provide safe opportunities for travel and recreation.
- **Public Engagement:** Invite public participation at all levels through transparent processes that provide accurate and timely information.
- **Service Excellence Through Quality Workforce:** Provide a positive work environment that attracts and sustains knowledgeable, valued, and inspired employees and volunteers who provide courteous and competent services.
- **Financial Stewardship:** Responsibly allocate resources through intentional decision making, partnerships, and innovation.

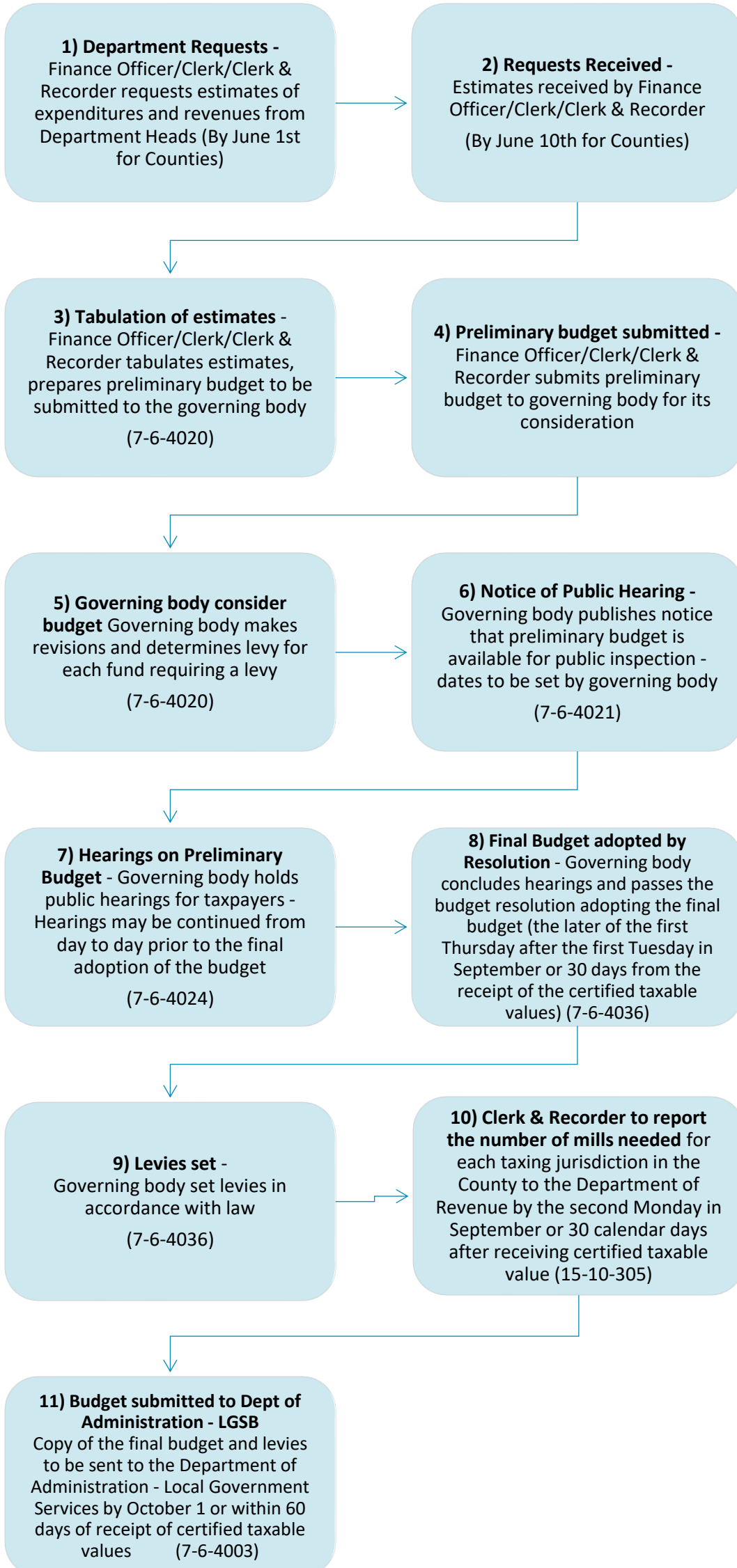


GENERAL STATISTICAL INFORMATION

Class of County	2
County Seat	Livingston
Year Organized	1887
Registered Voters	13,731
Area	2,802 sq. mil
Courthouse Elevation	4,491 ft.
Incorporated Cities	Livingsto
Incorporated Towns	Clyde Par
Population of County (2020 Estimate)	17,790
Form of Government	Commission
Number of Employees (Elected)	13
Number of Employees (Non-Elected)	98

Local Government Budget Calendar

Local Budget Act: Title 7, Chapter 6, Part 40 MCA





PARK COUNTY

2024 Budget

OFFICIALS SHEET

OFFICE	NAME OF COUNTY OFFICIAL/OFFICERS	DATE TERM EXPIRES
Commissioner (chairman)	William Berg	12/31/2024
Commissioner	Clint Tinsley	12/31/2024
Commissioner	Michael Story	12/31/2026
Attorney	Kendra Lassiter	12/31/2026
Auditor	Martha Miller	12/31/2024
Clerk and Recorder	Maritza Reddington	12/31/2024
Clerk of District Court	Molly Bradberry	12/31/2024
Coroner	Albert Jenkins	12/31/2026
Justice of Peace	Linda Cantin	12/31/2026
Public Administrator	Neil Travis	12/31/2026
School Superintendent	Lisa Rosberg	12/31/2026
Sheriff	Brad Bichler	12/31/2026
Treasurer	Kevin Larkin	12/31/2026
Finance Director	Erica Strickland	-
Administrative Assistant	Carly Ahern	-



SCHEDULE OF PERSONNEL LEVELS
OPERATING FUNDS
ELECTIVE AND NON-ELECTIVE EMPLOYEES

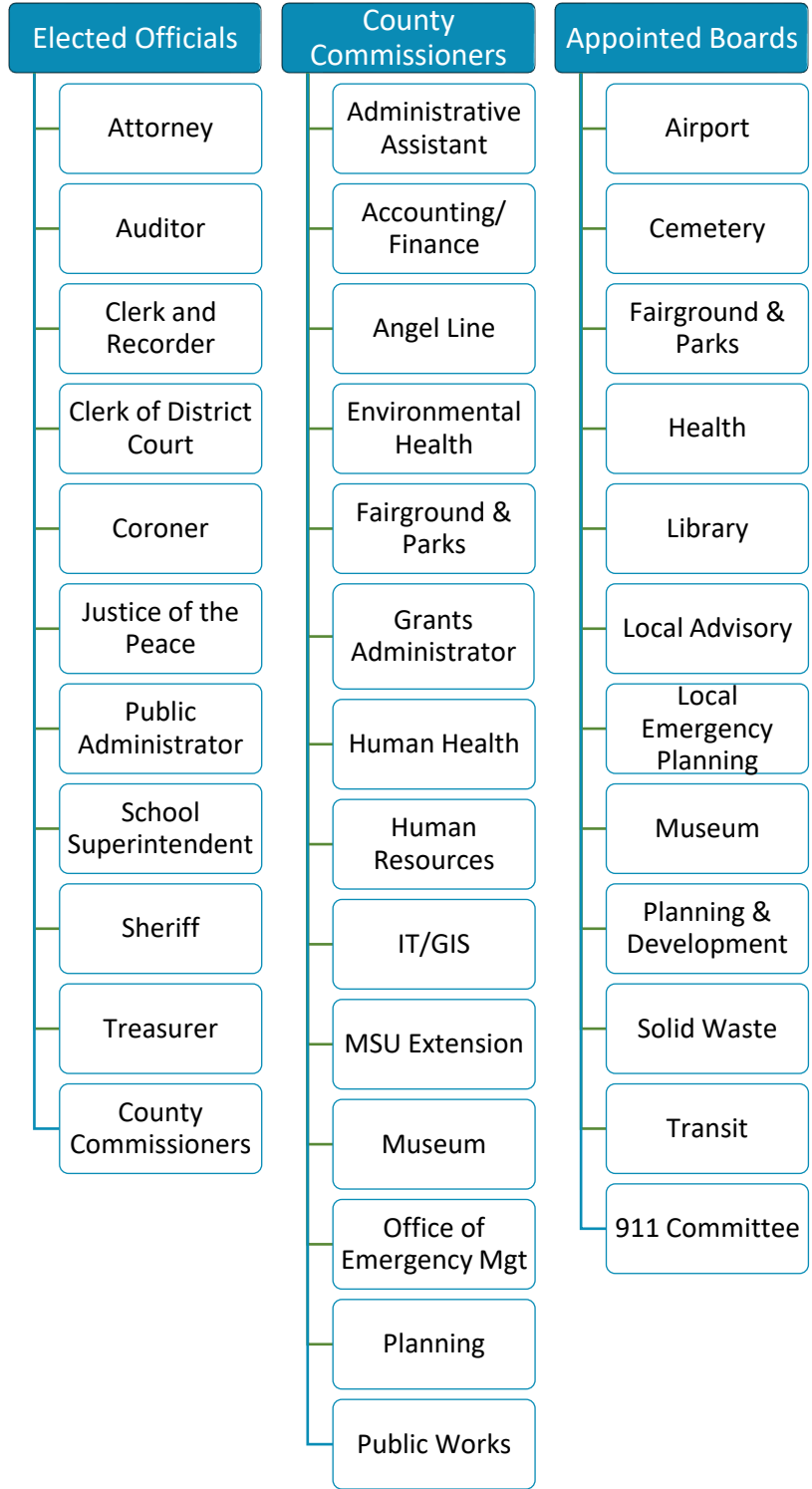
FUND	FY 21 PERMANENT FULL-TIME EMPLOYEES	FY 22 PERMANENT FULL-TIME EMPLOYEES	FY 23 PERMANENT FULL-TIME EMPLOYEES	FY 24 PERMANENT FULL-TIME EMPLOYEES
General	41.08	41.23	41.18	42.725
Road	7.25	7.25	7.25	7.65
Bridge	2.75	2.75	2.75	2.75
Weed & Junk Vehicle	1	1	1	1
Fairgrounds & Parks	2.4	2.4	2.4	2.4
District Court	4.25	4.25	4	4
County Planning	2	2	2	2
County Health (Grants)	3.63	4.15	4.1	4.15
Museum	2	3	3	3
Solid Waste	6.25	6.25	6.4	7.4
Sheriff's Office	27.5	27.5	27.5	27.5
Angel Line	2.05	2.05	2.05	2.05
Disaster & Emergency Svcs	1	1	1	1
Crime Control Grant (MRDTF)	1	1	1	1
Airport	0.1	0	0	0
Park County Transit Grant	1.78	2.15	2.45	2.45
Total County Employees	106.04	107.98	108.08	111.075



PARK COUNTY

Organizational Chart

Voters of Park County



COUNTY SUMMARIES



PARK COUNTY

MONTANA



PARK COUNTY

Revenues and expenditures are classified using the Montana Budgetary Accounting and Reporting System (BARS). The following list defines the contents of the summary reports.

Source of Revenues		
310000	Taxes/Assessments	Taxes and assessments levied for the support of the fund
320000	Licenses and Permits	Issuance of Licenses and Permits
330000	Intergovernmental Revenue	Revenues from other government agencies including federal and state
340000	Charges for Services	Fees collected for services, including enterprise revenues (Refuse)
350000	Fines and Forfeitures	Court and other fines
360000	Miscellaneous Revenues	Revenues not elsewhere classified
370000	Investments and Royalty	Revenue related to investments of a government fund and royalties
380000	Other/Transfers In	Transfers In from other government funds, proceeds from debt and sale of fixed assets
Object of Expenditure		
100	Personnel Services	Payroll and benefits
200-500, 700	Operating Expenditures	Supplies, services, building materials, fixed charges, grants
600	Debt Service	Repayment of debt
900	Capital Outlay	Capital outlay for equipment, land & building expenditures
800	Transfer Out	Transfers out to other government funds
Budget Funding Summary		
	Tax Revenues	Tax revenues and assessments (310000)
	Non-Tax Revenues	Revenue expected during the year excluding tax revenues
	Cash from Reserves	Cash from fund reserves needed to balance fund revenues and expenditures

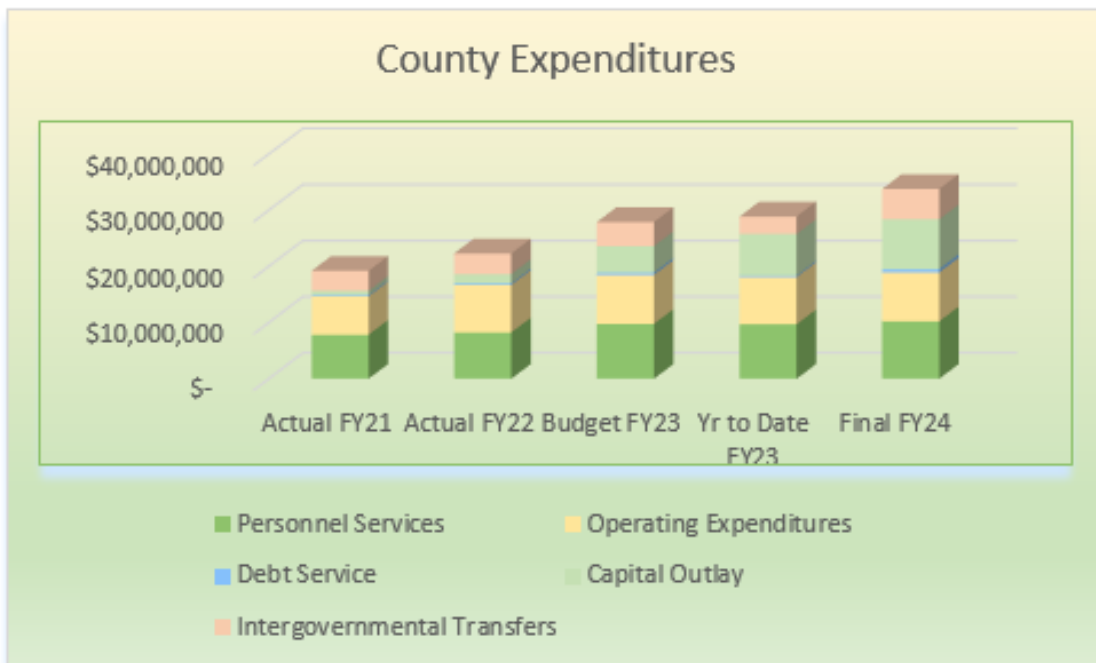



County Overview

>>>>-COUNTY TOTAL-<<<<

TOTAL COUNTY

		Actual FY21	Actual FY22	Budget FY23	Yr to Date FY23	Final FY24	% of Total
Source of Revenues							
Taxes/Assessments	\$	7,989,125	8,549,765	8,916,242	9,054,226	10,047,027	31%
Licenses and Permits		62,081	53,719	52,000	61,760	53,000	0%
Intergovernmental Revenue		6,299,533	6,701,029	7,995,571	9,742,264	12,308,601	38%
Charges for Services		1,069,547	1,014,542	783,950	849,586	957,150	3%
Fines and Forfeitures		133,309	144,081	132,000	124,030	127,000	0%
Miscellaneous Revenues		1,766,414	1,874,894	2,337,526	1,952,581	2,183,686	7%
Investments and Royalty		146,589	132,732	162,820	355,763	166,100	1%
Other/Transfers In		3,560,406	3,828,717	4,295,740	3,391,637	6,487,222	20%
Total Revenues	\$	21,027,004	22,299,479	24,675,849	25,531,847	32,329,786	100%
Object of Expenditures							
Personnel Services	\$	7,839,630	8,239,604	9,743,875	9,699,726	10,207,559	30%
Operating Expenditures		6,855,813	8,435,803	8,736,070	8,423,463	8,716,621	26%
Debt Service		204,766	283,631	399,990	234,194	573,886	2%
Capital Outlay		756,438	1,651,657	4,737,748	7,425,144	8,887,171	26%
Intergovernmental Transfers		3,551,347	3,689,683	4,271,858	3,094,689	5,391,338	16%
Total Expenditures	\$	19,207,994	22,300,378	27,889,541	28,877,216	33,776,575	100%
Budget Funding Summary							
Tax Revenues	\$	7,989,125	8,549,765	8,916,242	9,054,226	10,047,027	30%
Non-Tax Revenues		13,037,879	13,749,714	15,759,607	16,477,621	22,282,759	66%
Cash from Reserves		-	899	3,213,692	3,345,369	1,446,789	4%
Total Funding	\$	21,027,004	22,300,378	27,889,541	28,877,216	33,776,575	100%



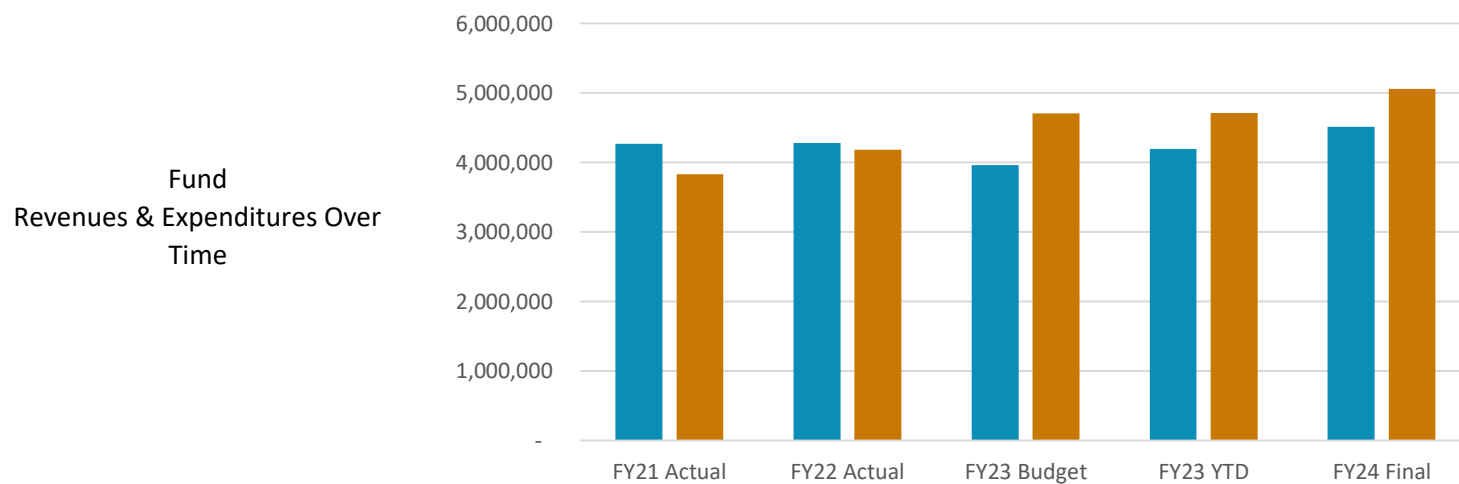


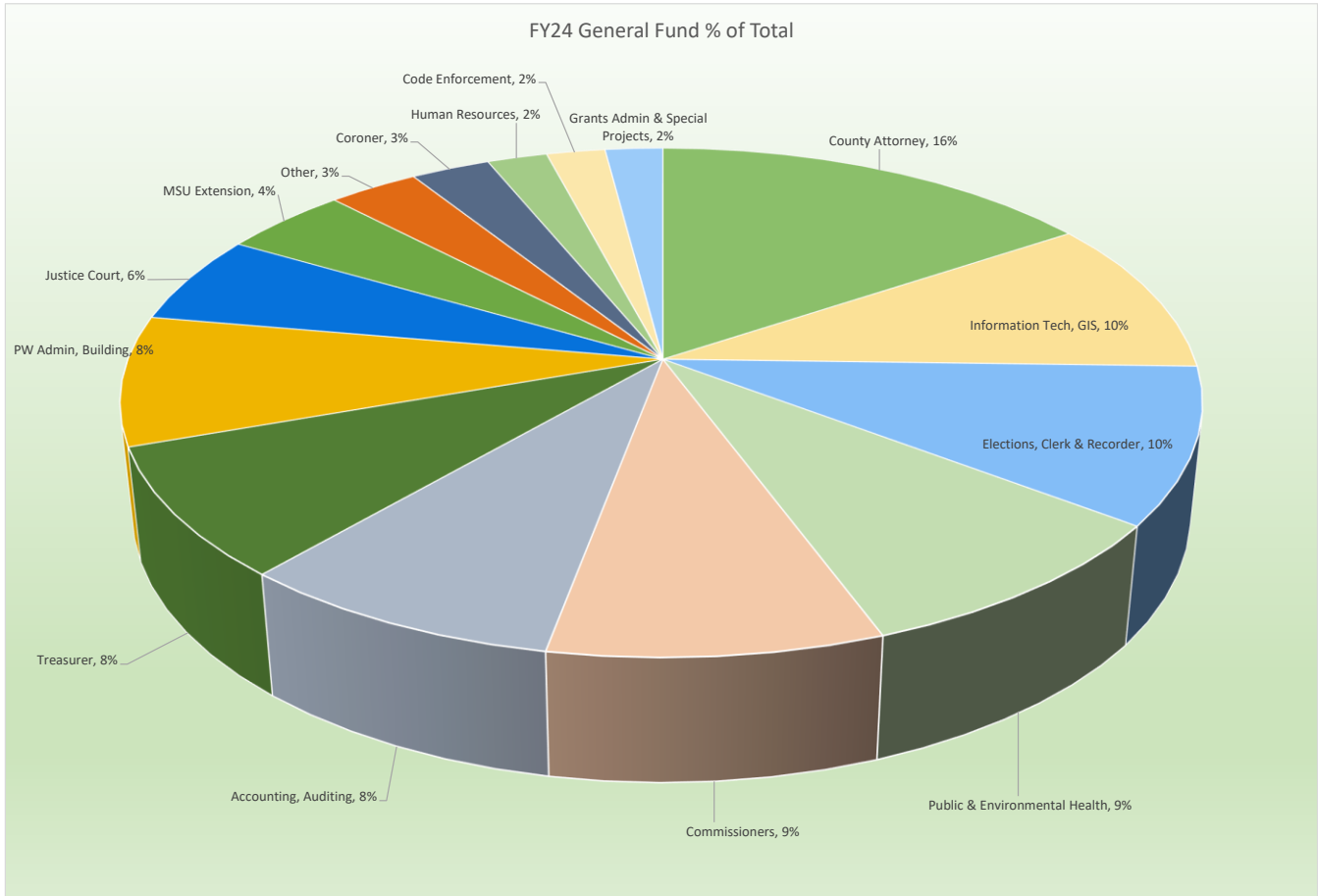
General Fund

1000 - TOTAL GENERAL FUND

TOTAL GENERAL FUND

	Actual FY21	Actual FY22	Budget FY23	Yr to Date FY23	Final FY24	% of Total
Source of Revenues						
Taxes/Assessments	\$ 2,252,631	2,380,724	2,325,824	2,461,871	2,619,808	58%
Licenses and Permits	41,379	37,300	32,000	48,077	32,000	1%
Intergovernmental Revenue	614,634	552,013	528,657	540,809	579,925	13%
Charges for Services	700,016	623,008	449,950	419,227	542,670	12%
Fines and Forfeitures	118,264	131,816	115,000	111,822	115,000	3%
Miscellaneous Revenues	61,133	81,283	47,110	108,568	45,200	1%
Investments and Royalty	6,733	10,877	10,000	56,960	10,000	0%
Other/Transfers In	472,075	459,490	451,012	443,589	565,326	13%
Total Revenues	\$ 4,266,865	4,276,511	3,959,553	4,190,923	4,509,929	100%
Object of Expenditures						
Personnel Services	\$ 2,803,743	2,921,997	3,471,737	3,553,097	3,711,965	73%
Operating Expenditures	867,000	1,134,382	1,157,677	1,079,518	1,236,877	24%
Debt Service	-	32,820	-	-	-	0%
Capital Outlay	94,687	4,812	21,700	-	51,500	1%
Intergovernmental Transfers	65,628	87,926	52,075	80,050	59,345	1%
Total Expenditures	\$ 3,831,058	4,181,937	4,703,189	4,712,665	5,059,687	100%
Budget Funding Summary						
Tax Revenues	\$ 2,252,631	2,380,724	2,325,824	2,461,871	2,619,808	52%
Non-Tax Revenues	2,014,234	1,895,787	1,633,729	1,729,052	1,890,121	37%
Cash from Reserves	-	-	743,636	521,742	549,758	11%
Total Funding	\$ 4,266,865	4,276,511	4,703,189	4,712,665	5,059,687	100%






General Fund Categories	FY23	% of Total
County Attorney	\$ 789,835	15.6%
Information Tech, GIS	\$ 497,674	9.8%
Public & Environmental Health	\$ 456,816	9.0%
Elections, Clerk & Recorder	\$ 501,583	9.9%
Commissioners	\$ 431,659	8.5%
Treasurer	\$ 417,524	8.3%
Accounting, Auditing	\$ 424,328	8.4%
PW Admin, Building	\$ 416,347	8.2%
Justice Court	\$ 286,285	5.7%
MSU Extension	\$ 224,237	4.4%
Other	\$ 160,238	3.2%
Coroner	\$ 140,451	2.8%
Code Enforcement	\$ 104,032	2.1%
Grants Admin & Special Projects	\$ 102,295	2.0%
Human Resources	\$ 106,385	2.1%
Grand Total	\$ 5,059,689	100%

Park County Projected Changes in Fund Working Capital Balances - Detail of all Funds

		Beginning	Estimated	Estimated	Projected
Fund	Fund Name	Balances *	Revenues	Expenditures	Ending
#		7-1-2023	FY - 2024	FY - 2024	Balances
					6/30/2024
1000	GENERAL	\$ 1,049,454	4,509,929	5,059,688	499,695
SPECIAL REVENUE FUNDS					
2100	Cooke City Resort Tax	\$ 482,552	215,500	215,500	482,552
2110	Road	170,000	7,414,353	7,568,527	15,826
2130	Bridge Fund	80,569	410,554	424,202	66,921
2140	Weed Control	54,038	216,364	218,207	52,195
2153	Predator - Sheep	140	500	500	140
2155	Predator - Cattle	3,917	16,000	16,000	3,917
2160	Fairgrounds & Parks	10,000	338,125	322,977	25,148
2170	Airport	72,876	120,699	150,139	43,435
2180	District Court	61,801	281,831	318,758	24,874
2181	Treatment Court	376	-	-	376
2190	Comp Insurance	-	591,866	591,866	0
2200	Mosquito Control	6,485	17,701	18,987	5,200
2210	Park Fund	87,385	-	-	87,385
2220	Library	-	684,392	684,392	-
2230	Ambulance-Cnty only mill	5,000	1,140,203	1,140,203	5,000
2250	Planning-Cnty only mill	32,895	231,668	256,741	7,822
2260	Emergency Disaster	2,081,980	890,146	1,271,125	1,701,001
2280	Senior Citizens	1,022	7,643	7,643	1,022
2281	Angel Line	72,323	160,792	176,225	56,890
2285	Park County Transit	118,475	414,826	376,850	156,451
2300	Law Enforcement	298,054	3,195,510	3,358,184	135,380
2340	Fire Control/Council	14,772	3,000	4,000	13,772
2360	Museum	2,000	350,636	340,949	11,687
2370	SRS Permissive Levy	621	54,000	54,000	621
2372	Permissive Medical Levy	0	929,495	929,491	3
2382	Search & Rescue	8,868	181,993	151,072	39,789
2384	Jail Commissary	61,709	-	-	61,709
2386	Connect Program	28,061	24,131	35,446	16,746
2392	MRDTF	6,451	112,828	112,643	6,636
2393	Records Preservation	212,255	38,000	112,897	137,358
2399	YRRE	37,169	-	-	37,169
2410	Green Acres #1	-	250	250	-
2415	Green Acres #2	-	250	250	-
2430	Gardiner Lights	42,110	-	40,000	2,110
2511	Chicory RID	68,480	11,900	-	80,380
2800	Alcohol Rehab	-	60,000	60,000	-
2830	Junk Vehicle	6,373	42,000	42,000	6,373
2840	Weed Grant	6,728	7,500	7,500	6,728
2841	Noxious Weed TF Grant	3,076	161,000	161,000	3,076
2850	911 Emergency	121,152	120,500	138,030	103,622
2852	Gardiner 911	77,612	9,100	30,000	56,712
2859	County Land Info	64,411	8,000	15,000	57,411
2862	Economic Development	-	90,000	90,000	-
2870	Victim/Witness	-	88,673	87,627	1,045
2895	Hardrock Mining Trust	1,567,667	183,125	-	1,750,792
2896	Metal Mines Tax	1,441	475,000	475,000	1,441
2900	P.I.L.T.	1,128,526	1,812,000	2,003,775	936,751
2902	Forest Title III	2,616	-	-	2,616
2903	Forest Reserve Title II	12,191	-	-	12,191

Park County Projected Changes in Fund Working Capital Balances - Detail of all Funds

		Beginning	Estimated	Estimated	Projected
Fund	Fund Name	Balances *	Revenues	Expenditures	Ending
#		7-1-2023	FY - 2024	FY - 2024	Balances
		7-1-2023	FY - 2024	FY - 2024	6/30/2024
2917	Crime Victims Assist.	13,693	12,000	12,000	13,693
2927	Homeland Security	2,781	31,300	31,300	2,781
2940	Comm Devt Block Grant	-	62,500	62,500	-
2950	DUI Task Force	12,679	6,516	7,111	12,084
2956	CTEP	0	-	-	0
2958	DES Grant	4	100,278	100,281	1
2965	Communicable Disease	772	-	-	772
2973	Public Health Home Visiting	32,495	15,565	22,855	25,205
2974	Arthritis Grant	365	-	-	365
2975	Public Health Preparedness	61,702	179,303	180,584	60,420
2976	Immunization	241,323	14,682	67,316	188,690
2977	Asthma Grant	54,448	43,698	43,685	54,461
2978	Chronic Disease Prev Grant	67,713	56,664	74,088	50,289
2979	WIC	9,288	83,685	75,427	17,546
2980	Behavioral Health	51,267	242,000	267,457	25,810
2981	Opioid Settlements	31,408	-	-	31,408
2995	LATCF	11,379	1,528,682	1,539,487	574
TOTAL SPECIAL REVENUE FUNDS		\$ 7,705,493	23,488,928	24,492,047	6,702,374
CAPITAL PROJECT FUNDS					
4010	Road & Bridge CIP	\$ 14	500,000	500,000	14
4011	Road & Bridge Equip	-	1,581,040	1,581,040	0
4020	Junk Vehicle CIP	6,946	614	-	7,560
4025	Mosquito Equipment	1	2,000	-	2,001
4030	Fair CIP	-	-	-	-
4040	Law Enforcement CIP	23,787	-	-	23,787
4050	Angelline CIP	27,781	25,000	-	52,781
4060	Facility Impr CIP	93	-	-	93
4070	Weed CIP	42,555	20,000	-	62,555
4200	Refuse CIP	2	-	-	2
4320	Yellowstone Bridge CIP	-	-	-	-
4500	BN -Capital Restricted	8,456,181	120,000	140,932	8,435,249
4620	SAR CIP	63	-	-	63
4670	Airport CIP	763,194	310,000	270,000	803,194
TOTAL CAPITAL PROJECT FUNDS		\$ 9,320,617	2,558,655	2,491,972	9,387,299
ENTERPRISE FUNDS					
5400	Landfill	\$ 1,372,016	20,000	70,528	1,321,488
5410	Refuse	100,000	1,752,280	1,662,740	189,540
TOTAL ENTERPRISE FUNDS		\$ 1,472,016	1,772,280	1,733,268	1,511,028
TOTAL ALL FUNDS		\$ 19,547,580	32,329,792	33,776,975	18,100,396



ALPHABETICAL LIST OF PARK COUNTY FUNDS

<u>Fund Description</u>	<u>Fund Number</u>	<u>Major Group</u>
911 EMERGENCY	2850	Public Safety
911 GARDINER	2852	Public Safety
ACCOUNTING/FINANCE	1000-083	General Government
AIRPORT	2170	Public Works
AIRPORT CIP	4670	Public Works
ALCOHOL REHABILITATION	2800	Public Health
AMBULANCE	2230	Public Safety
ANGEL LINE	2281	Soc,Econ,Culture & Other
ANGEL LINE CAPITAL EQUIP	4050	Soc,Econ,Culture & Other
ARTHRITIS GRANT	2974	Public Health
ASTHMA GRANT	2977	Public Health
AUDITOR	1000-004	General Government
BEHAVIORAL MENTAL HEALTH	2980	Public Health
BN GENERAL CAPITAL IMPROVEMENT	4500	Other Admin & Transfers
BRIDGE	2130	Public Works
BUILDING	1000-012	General Government
CHICORY RID	2511	Public Works
CLERK & RECORDER - RECORDS	1000-003	General Government
CLERK & RECORDER - ELECTIONS	1000-010	General Government
CODE ENFORCEMENT	1000-145	Public Safety
COMMISSIONERS	1000-001	General Government
COMMUNICABLE DISEASE	2965	Public Health
COMMUNICATIONS CIP	4600	Public Safety
COMPREHENSIVE INSURANCE	2190	Other Admin & Transfers
CONNECT PROG GRANT	2386	Public Health
COOKE CITY RESORT TAX	2100	Other Admin & Transfers
COPIER/MAIL	1000-016	General Government
CORONER	1000-021	Public Safety
COMM DEVT BLOCK GRANT	2940	Soc,Econ,Culture & Other
COUNTY ATTORNEY	1000-011	General Government
COUNTY LAND INFORMATION	2859	General Government
CRIME VICTIMS ASSISTANCE	2917	Other Admin & Transfers
DISTRICT COURT	2180	General Government
DUI TASK FORCE	2950	Public Safety
EMERGENCY/DISASTER	2260	Other Admin & Transfers
EMERGENCY MANAGEMENT	2958	Public Safety
ENVIRONMENTAL HEALTH	1000-022	Public Health
FACILITY IMPROVEMENTS	4060	General Government
FAIRGROUNDS & PARKS	2160	Soc,Econ,Culture & Other
FAIR BUILDING & EQUIPMENT	4030	Soc,Econ,Culture & Other
FIRE CONTROL / COUNCIL	2340	Public Safety
FOREST RESERVE TITLE II	2903	Public Works
FOREST TITLE III	2902	Public Safety
GARDINER #1 LIGHTING	2430	Public Works
GARDINER FLAP	4320	Public Works
GARDINER RESORT TAX	2103	Other Admin & Transfers
GAS TAX-LOCAL GOVERNMENT ROAD	2821	Other Admin & Transfers
GRANTS ADMINISTRATION	1000-085	General Government
GREEN ACRES LIGHTING	2410	Public Works
GREEN ACRES LTS #2A	2415	Public Works
HARD ROCK MINE TRUST	2895	Other Admin & Transfers
HISTORICAL RESEARCH	1000-058	Soc,Econ,Culture & Other
HOMELAND SECURITY	2927	Public Safety
HUMAN RESOURCES	1000-096	General Government
IMMUNIZATION	2976	Public Health
INFORMATION TECHNOLOGY	1000-097	General Government



ALPHABETICAL LIST OF PARK COUNTY FUNDS

<u>Fund Description</u>	<u>Fund Number</u>	<u>Major Group</u>
GEOGRAPHIC INFORMATION SYSTEMS	1000-142	General Government
JAIL COMMISSARY	2384	Public Safety
JUNK VEHICLE	2830	Public Works
JUNK VEHICLES CIP	4020	Public Works
JUSTICE COURT	1000-002	General Government
JUVENILE DETENTION	1000-019	Public Safety
LANDFILL	5400	Public Works
LAW ENFORCEMENT CIP	4040	Public Safety
LIBRARY	2220	Soc,Econ,Culture & Other
MATERNAL & CHILD HEALTH	2973	Public Health
MENTAL TREATMENT	1000-026	Public Health
METAL MINES TAX	2896	Other Admin & Transfers
MISSOURI RIVER DRUG TASK FORCE	2392	Public Safety
MOSQUITO	2200	Public Health
MOSQUITO EQUIPMENT CIP	4025	Public Health
MSU EXTENSION	1000-028	Soc,Econ,Culture & Other
MUSEUM	2360	Soc,Econ,Culture & Other
NOXIOUS WEED TRUST FUND GRANT	2841	Public Works
OPIOID SETTLEMENTS	2981	Public Health
PARK COUNTY TRANSIT	2285	Soc,Econ,Culture & Other
PARKS (GENERAL FUND)	1000-046	General Government
PARKS	2210	Soc,Econ,Culture & Other
PERMISSIVE MEDICAL LEVY	2372	Other Admin & Transfers
PERMISSIVE SHERIFF RETIREMENT LEVY	2370	Other Admin & Transfers
PILT	2900	Other Admin & Transfers
PLANNING	2250	General Government
PRED ANIMAL - CATTLE	2155	Public Health
PRED ANIMAL - SHEEP	2153	Public Health
PUBLIC ADMINISTRATOR	1000-013	General Government
PUBLIC HEALTH (Excluding Grants)	1000-023	Public Health
PUBLIC HEALTH PREPAREDNESS	2975	Public Health
PUBLIC WORKS ADMIN	1000-030	General Government
RECORD PRESERVATION	2393	General Government
REFUSE CIP	4200	Public Works
REFUSE FACILITY	5410	Public Works
RID ADMIN	2510	Public Works
ROAD	2110	Public Works
ROAD & BRIDGE CIP	4010	Public Works
ROAD & BRIDGE EQUIPMENT	4011	Public Works
SCHOOL SUPERINTENDENT	1000-014	General Government
SEARCH & RESCUE	2382	Public Safety
SEARCH & RESCUE CIP	4620	Public Safety
SENIOR CITIZENS	2280	Soc,Econ,Culture & Other
SHERIFF'S OFFICE (LAW EN/DET)	2300	Public Safety
TOBACCO GRANT	2978	Public Health
TREASURER	1000-005	General Government
TREATMENT COURT	2181	General Government
VETERAN BURIAL	1000-027	Soc,Econ,Culture & Other
VICTIM WITNESS PROGRAM	2870	General Government
WEED	2140	Public Works
WEED CIP	4070	Public Works
WEED GRANT	2840	Public Works
WIC	2979	Public Health
YELLOWSTONE BRIDGE	4320	Public Works
YRRE - PARKS & RECREATION	2399	Other Admin & Transfers

NOTE: Funds beginning with "1000" are part of the General Fund.



PARK COUNTY

2024 Budget

Taxable Value/Mill Levy

Ten-Year History and Analysis

NOTE: The analysis below includes only entity-wide levies subject to the limitations of Section 15-10-420, MCA

If applicable, a separate analysis is provided for levies subject to the limitations of Section 15-10-420, MCA that are authorized and actually imposed using a different taxable valuation.

Analyses contained in this report do not include voted or permissive levies. Voted and/or permissive mills levied in the current year are listed below.

Park County Wide Levies

FISCAL YEAR	ENTITY-WIDE TAXABLE VAUATION	%INCREASE (DECREASE) FROM PREVIOUS YEAR	TOTAL CURRENT YEAR AUTHORIZED MILL LEVY (Includes Prior Year Carry Forward Mills)	CURRENT YEAR ACTUAL MILL LEVY	CARRY FORWARD MILLS AVAILABLE (May be levied in a subsequent year)
2014 - 2015	40,001,441	0.56%	84.53	84.53	
2015 - 2016	39,312,486	-1.72%	88.05	88.05	
2016 - 2017	40,095,241	1.99%	89.03	89.03	
2017 - 2018	44,079,512	9.94%	83.69	83.69	
2018 - 2019	45,162,088	2.46%	85.17	85.17	
2019 - 2020	52,855,369	17.03%	76.24	76.24	
2020 - 2021	54,251,151	2.64%	77.39	77.39	
2021 - 2022	62,614,943	15.42%	68.11	68.11	
2022 - 2023	66,820,084	6.72%	70.03	70.03	0.00
2023 - 2024	91,664,988	37.18%	53.65	53.65	0.00

Voted/Permissive mills levied in the current fiscal year:

Description	Number of Mills levied
Permissive Medical Levy	10.14
Permissive Sheriff's Retirement System	0.55
Library Voted 2.5 Mills & Voted 3.0 Mills	5.50
Angel Line - Voted Floating 0.96 Mills & Voted \$45,504	1.46
Ambulance - Voted Floating 2.0, Voted \$185,891 & Voted 8.86	12.89
Emergency Disaster - 2023 Flood	2.00

Other 15-10-420 Mills:

Description	Number of Mills levied
Mosquito	0.48
Planning	0.86
Search & Rescue	0.96

County Road Fund

FISCAL YEAR	TAXABLE VAUATION	%INCREASE (DECREASE) FROM PREVIOUS YEAR	TOTAL CURRENT YEAR AUTHORIZED MILL LEVY (Includes Prior Year Carry Forward Mills)	CURRENT YEAR ACTUAL MILL LEVY	CARRY FORWARD MILLS AVAILABLE (May be levied in a subsequent year)
2014 - 2015	28,663,312	1.00%	14.76	14.76	
2015 - 2016	28,428,246	-0.82%	15.24	15.24	
2016 - 2017	28,896,418	1.65%	15.48	15.48	
2017 - 2018	31,849,375	10.22%	14.54	14.54	
2018 - 2019	32,431,653	1.83%	14.83	14.83	
2019 - 2020	38,079,469	17.41%	13.31	13.31	
2020 - 2021	39,184,554	2.90%	13.53	13.53	
2021 - 2022	46,400,850	18.42%	11.88	11.88	
2022 - 2023	47,630,866	2.65%	12.28	12.28	0.00
2023 - 2024	65,178,226	36.84%	9.45	9.45	0.00



Budget

This page intentionally left blank.

GENERAL GOVERNMENT



PARK
COUNTY

MONTANA

Overview of General Government

Summary of General Government

The departments are headed up by a mix of elected officials and department heads. These offices are charged with handling the core of administrative functions in the government, including commissioner governance, tax receipts, motor vehicle licensing, accounting services, accounts payable, land recordings and information, elections, court and legal services, internal auditing, payroll, human resources, city and county technology services, city and county building management and other services supporting the county.

Park County's General Government consists primarily of departments within the General Fund:

Fund #	Department/Function
1000-001	Commissioners
1000-002	Justice Court
1000-003	Clerk & Recorder
1000-004	Auditor
1000-005	Treasurer
1000-010	Elections
1000-011	County Attorney
1000-012	Building
1000-014	School Superintendent
1000-016	Copier/Mail
1000-046	Parks
1000-083	Accounting
1000-085	Grants Administration
1000-096	Human Resources
1000-097	Information Technology
1000-142	Geographic Information Systems

General Government Activities includes District Court and Planning.



Commission

Department Overview

Park County has a commissioner form of government. The three county commissioners file from one of three districts in the county, but are elected at large and each represents the entire county. The terms for elected officials in Park County are for four (4) years and are non-partisan. One Commissioner runs in the non-presidential election year, and the other two run in a presidential year. All legislative, executive and administrative powers and duties belong to the commissioners unless specifically designated to other officials. The commissioners appoint other department heads and employees, except those appointed by other elected officials.

Powers are limited by state law, but commissioners may exercise broad authority in these and other areas including: build and maintain county roads and bridges, control and care for county property, appoint numerous advisory and decision-making boards such as the tax appeal board, planning board, fair board, weed board, airport authority, etc.; prepare, review and decide on the annual county budget and capital improvement plan, adopt and administer personnel policies and negotiate union contracts, provide for law enforcement and correctional facilities in the county, plan and provide for parks, playgrounds, and other recreational facilities, and provide for solid waste collection and disposal services. Commissioners also serve in a valuable liaison role among county government, city government, non-governmental organizations, and citizen groups to advance mutual goals and interests.

Last Year in Review

- Followed county strategic plan, including mission and vision statements and goal setting, for decision making.
- Attended meetings across the county to hear community concerns.
- Attended board meetings for more than 13 county boards and more than 20 other community boards.
- Held weekly commission meetings open to the public to hear public comments, consider and approve county board recommendations, discuss and approve commission resolutions and other action items, award and review contractor and other third-party agreements and hear department and project updates.
- Held virtual weekly meetings to provide a remote option for public participation.
- Declared an emergency in response to Shields River Flood, and participated in EOC meetings and community support.

Future Goals

- Continue to perform community engagement efforts in the community and serve on boards.
- Regularly review projects and conduct in-depth reviews of Public Works operations.
- Review and approve staff recommendations for operations and communications.
- Use strategic plan as a guide for county decision making.



Justice Court

Department Overview

Justice Court is the judicial branch of County government. Park County Justice Court is a court of record and responsible for all misdemeanor offenses that occur in Park County. Misdemeanors include traffic citations criminal offenses and animal control violations. The Sheriff Department, Montana Highway Patrol, Fish Wildlife and Parks, Department of Livestock, Motor Carrier Services and other applicable agencies issue citations.

Nearly all felony cases are first seen in Justice Court for an initial appearance. The Judge sets bond and release conditions, and then those cases are transferred into District Court by the County Attorney's office. Justice Court also provides initial appearances for warrants served in Park County for jurisdictions outside of the County or District Court

Civil complaints are also filed in Justice Court. Effective July 1, 2011 justice courts jurisdictional limits are not to exceed \$12,000.00 and small claims complaints are not to exceed \$7,000.00. Justice Court issues orders of protection and search warrants.

Last Year in Review

Handled the following types of cases:

- Felony Drug Distribution
- Felony Drug Possession
- Misdemeanor Marijuana
- Felony Assaults
- Misdemeanor Assaults
- Fish, Wildlife, Parks Citations
- Felony Theft
- Misdemeanor Theft
- Traffic Citations
- DUI's with average BAC of .186
- Speed Citations
- Other

Future Goals

Continue to carry out all of the Justice of the Peace duties effectively.



Clerk & Recorder - Records

Department Overview

The office of the Clerk & Recorder in Park County is an elected, non-partisan position serving a four-year term. There are four full-time deputies who work in the office. The Clerk and Recorder's office records and files any document that is authorized or required by statute or court order. This includes documents pertinent to county lands and transfers. Documents presented for recording must meet the requirements of Montana state statute and must be accompanied by the appropriate fee. County commission minutes, contracts, resolutions and ordinances are some of the other types of documents kept on record in the Clerk & Recorder's office. The Clerk must keep an index of documents labeled by Grantor, Grantee, Date, Location, and Document # that is available to the public. In Park County, the office of County Surveyor is consolidated with the Clerk & Recorder's office, and when needed, a qualified surveyor is hired to perform the duties of the County Surveyor. County Plats, Subdivisions, and Certificates of Survey are filed in the Clerk & Recorder's office along with the supporting documents. In addition, the Clerk is formally appointed as the County Registrar by the Department of Public Health and Human Services. The Clerk & Recorder's office keeps an index of county birth and death records from 1907 to current. Certified and non-certified birth and death certificates are issued from this office.

Last Year in Review

- Total documents recorded and filed: 6,058
- Total Images Digitized: 25,602
- eRecorded Documents: 2,253
- Recorded Deeds: 963
- Recorded Easements: 177
- Recorded Mortgages: 918
- Park County Resolutions Filed: 25
- Subdivisions and Certificates of Survey Filed: 47
- Recorded Births in Park County: 115 - Certificates Issued: 450
- Recorded Deaths in Park County: 182 - Certificates Issued: 1,607

Future Goals

- Vault Digitizing Project: Filed Miscellaneous Documents, Liens, Survey Attachments, etc.
- Digitize Road Index pages and supporting documents



General Fund Expenditures by Department (Portion of General Government)

		1000-001-Commissioners				
		Actual FY21	Actual FY22	Budget FY23	Yr to Date FY23	Final FY24
Object of Expenditures						
Personnel Services	\$	277,761	293,891	338,504	341,977	345,109
Operating Expenditures		76,477	55,962	86,550	69,159	86,550
Debt Service		-	-	-	-	-
Capital Outlay		-	-	-	-	-
Transfer Out		10,164	29,856	-	40,975	-
Total Expenditures	\$	364,402	379,709	425,054	452,111	431,659
% of Total General Fund Expenditures		10%	9%	9%	11%	9%
		1000-002-Justice Court				
		Actual FY21	Actual FY22	Budget FY23	Yr to Date FY23	Final FY24
Object of Expenditures						
Personnel Services	\$	211,712	201,244	224,816	219,064	225,035
Operating Expenditures		9,795	16,883	17,736	20,234	21,250
Debt Service		-	-	-	-	-
Capital Outlay		10,157	-	3,000	-	-
Transfer Out		42,231	42,771	40,000	39,075	40,000
Total Expenditures	\$	273,895	260,898	285,552	278,373	286,285
% of Total General Fund Expenditures		7%	6%	6%	7%	6%
		1000-003-Clerk & Recorder - Records				
		Actual FY21	Actual FY22	Budget FY23	Yr to Date FY23	Final FY24
Object of Expenditures						
Personnel Services	\$	165,630	187,457	210,431	212,360	219,534
Operating Expenditures		19,626	20,440	21,600	22,062	22,733
Debt Service		-	-	-	-	-
Capital Outlay		-	-	-	-	-
Transfer Out		-	-	-	-	-
Total Expenditures	\$	185,256	207,897	232,031	234,422	242,267
% of Total General Fund Expenditures		5%	5%	5%	6%	5%



Auditor

Department Overview

The Park County Auditor's Office independently serves the citizens of Park County by promoting accountability, fiscal integrity and transparency in county government. The Auditor's office promotes the proper use of public resources by working with local government and its citizens.

The County Auditor is an elected position serving a four-year term as allowed by State law. The statutory authorization for the County Auditor is located in Title 7 Chapter 6 Part 24 of the Montana Code Annotated. In general, the Auditor's responsibilities include, but are not limited to the following:

- Review all claims against the county for compliance with county policies, state law and generally accepted accounting principles.
- Recommend to the County Commissioners to approve or deny payment of each claim presented.
- Examine the books and accounts of County officers on a quarterly basis.
- Other related duties as assigned by the County Commissioners.

In addition to the duties noted above the Auditor's office also handles:

- Management of Angel Line transportation program.
- Editing bi-weekly payroll for accuracy.
- Oversight of county mail.
- Maintaining insurance lists for equipment and vehicles.
- Maintaining inventory of PPE supplies for the County's Covid-19 response.

Accomplishments

- Developed a reconciliation system for taxes receivable and taxes paid in protest.
- Developed a reconciliation system for tax billing and payment adjustments.
- Worked with the Treasurer to develop a monthly balancing procedure.
- Instrumental in resolving several significant independent audit findings.
- Semi-annual reviews on all trust accounts held by County Offices, including the County Attorney, Detention Center, Justice Court, Clerk of District Court, Sheriff's Office, and Treasurer's Office.

Future Goals

- Continue to implement a program for reporting unclaimed property to the State.
- Streamline the accounts payable process.



Treasurer

Department Overview

The office of the Treasurer receives and disburses all monies, as dictated by state law, and records these transactions. The Treasurer, an elected official, reports to the Montana State Department of Revenue on administrative matters while the County Commissioners have budgetary authority.

The office is divided into two groups. One deals with motor vehicle matters, including registrations, title transfers and applications, and the issuance of temporary stickers and permits. The other serves as the general office for activities including receipts from taxes, fees and intergovernmental transfers. It also processes disbursements, invests funds, maintains bank accounts, seizes tax delinquent property, handles tax protests, and issues moving permits for mobile homes. The office works interdepartmentally with the Clerk & Recorders, Finance, Auditor and Human Resources, and it also has the most contact with the public in Park County government.

Last Year in Review

- 5 employees – 93 Years: County combined work experience. 131 Years Total combined experience in Title and Financial sector. The employees serve the public well using their experience.
- Worked with the following agencies: Department of Revenue, Department of Justice, Cooke City Resort Taxes, and Gardiner Resort Taxes.
- Managed Financial Reports for: 8 school districts, City of Livingston, Town of Clyde Park, Park Soil Conservation, Mill Creek Water Users, DOR, DOJ, Cooke City Water, 5 Rural Fire departments. Oversee investments with two Brokers and 7 STIP funds.
- Fiscal Year Totals
 - Motor Vehicle Department:
 - Renewed vehicles
 - Registered vehicles
 - Taxes and Receipts:
 - Taxes Collected
 - Other Revenues Received
 - Processed around 80 Tax Liens and Assignments
- Created Tax Bills.
- Redeemed Warrants for County, Agencies & Schools.
- Employee retention held, replaced one MV position, cross training between both departments.

Future Goals

- Continue to provide accurate taxpayer billing and efficient motor vehicle services.
- Other projects as needed for efficiency and determined by law.



Clerk & Recorder - Elections

Department Overview

The Election Administrator is the Clerk and Recorder or an individual designated by the county. They are responsible for all election administration duties stated in Title 13 of the MCA. Elections administered include: The Federal Primary and General Elections, Municipal, Special Districts, Schools and nonscheduled Special Elections. The Election Administrator and staff maintain all of the voter registration files and data in the statewide database, ElectMT. Local candidate filing information, fees and deadlines are distributed from and available in the election office. The Election Administrator attends Election Certification conducted by the MT Secretary of State, and is responsible for training and certifying qualified election judges every two years before the federal election. The Election Administrator conducts the county canvass of results before the Board of County Commissioners. All election results and reports are presented and reviewed by the board before the election can be certified.

Last Year in Review

- The Park County Elections Office conducted the 2022 Federal Primary and General Elections.
- Primary Election Turnout was 34.92%
- General Election Turnout was 64.44%
- The new statewide voter database, ElectMT, was implemented in all 56 counties in Montana

Future Goals

- Conduct 2023 Municipal Election and any Special Elections
- Participate in the mandatory 3rd Party Security Assessment with CISA and Park County IT and DES Departments
- Prepare for the 2024 Presidential Election
- Attend the Montana Secretary of State's Election Certification in February of 2024
- Maximize use of additional federal Help America Vote Act (HAVA) grant funds to keep the Park County election process secure and transparent.



General Fund Expenditures by Department (Portion of General Government)

		1000-004-Auditor				
		Actual FY21	Actual FY22	Budget FY23	Yr to Date FY23	Final FY24
Object of Expenditures						
Personnel Services	\$	80,430	85,330	93,240	93,242	92,266
Operating Expenditures		136	179	610	346	260
Debt Service		-	-	-	-	-
Capital Outlay		-	-	-	-	-
Transfer Out		-	-	-	-	-
Total Expenditures	\$	80,566	85,509	93,850	93,588	92,526
% of Total General Fund Expenditures		2%	2%	2%	2%	2%
		1000-005-Treasurer				
		Actual FY21	Actual FY22	Budget FY23	Yr to Date FY23	Final FY24
Object of Expenditures						
Personnel Services	\$	299,105	317,541	355,025	346,124	358,247
Operating Expenditures		46,406	45,469	56,277	47,384	59,277
Debt Service		-	-	-	-	-
Capital Outlay		-	-	-	-	-
Transfer Out		-	-	-	-	-
Total Expenditures	\$	345,511	363,010	411,302	393,508	417,524
% of Total General Fund Expenditures		9%	9%	9%	9%	8%
		1000-010-Clerk & Recorder - Elections				
		Actual FY21	Actual FY22	Budget FY23	Yr to Date FY23	Final FY24
Object of Expenditures						
Personnel Services	\$	100,309	92,290	127,456	104,275	137,315
Operating Expenditures		59,750	111,717	77,293	64,425	122,001
Debt Service		-	-	-	-	-
Capital Outlay		11,230	-	-	-	-
Transfer Out		-	-	-	-	-
Total Expenditures	\$	171,289	204,007	204,749	168,700	259,316
% of Total General Fund Expenditures		4%	5%	4%	4%	5%



Attorney's Office

Department Overview

The Park County Attorney is an elected position for a four-year term. The Park County Attorney's Office serves as legal advisor to the Board of County Commissioners, all elected officials of Park County and all other county departments. They are responsible for defending or prosecuting all civil claims for or against their county including land use, employment issues, property tax, election issues and contracts. Additionally, the office enforces zoning and building code violations. The office prosecutes all criminal offenses committed in the County with the exception of municipal ordinance violations. Full-time County Attorneys are prohibited from private practice, cannot represent private clients, and cannot give legal advice to private citizens. County Attorneys are also required to represent agencies of the State of Montana when required by law or when directed to do so by the Attorney General.

Last Year in Review

- Continued providing services using the Victim Witness and Violence Against Women Act grant from the MT Board of Crime Control.
- Participated in Treatment Court strategic planning.
- Provided guidance to the county by giving legal opinions and attending public meetings to ensure that processes are followed.
- Wrote and approved all county resolutions.
- Worked on Juvenile Youth Court cases and youth detention hearings.

Future Goals

- Maintain county legal services.
- Continue work with Treatment Court implementation.
- Continue to provide effective support and legal opinions to county staff for civil purposes.
- Work effectively with all of the law agencies in Park County including the Sheriff's Office, City of Livingston Police, Adult Probation and Youth Probation.



Public Administrator

Department Overview

The Public Administrator is a 4 year elected position in Park County government. The Public Administrator collects no salary from Park County, but serves on an “as needed” basis. The position may expend funds for incidental purposes such as public notices, etc. The primary duties and responsibilities of this elected office are specified at Montana Code Annotated at Title 72, Chapter 15. The Public Administrator is required to take charge of estates of persons dying within Park County for which no administrators are appointed and that, due to a lack of administration, are being wasted, uncared for, or lost; estates of decedents who have no known heirs; estates ordered into the administrator's hands by the court; and estates upon which letters of administration have been issued to the administrator by the court. The Public Administrator may also be appointed by the Court under MCA sec. 72-5-415 to serve as a conservator whenever a professional person has reason to believe that any person is in need of the appointment of a conservator for the effective management of the person's property or affairs and that the person has no relative, friend, or other appropriate person who is able and willing to serve as a conservator for the person. Only in those limited circumstances where a decedent's estate or an incapacitated person has funds will the Public Administrator receive compensation for the services provided. In those few instances, the Public Administrator may collect a statutory fee, which is accompanied with an accounting to the District Court and Court Order authorizing such fee.

Last Year in Review

- The position has had many peaks and valleys in work load and number of cases. Some cases carried over from year to year and others are/were short lived. The work takes understanding, skill and much physical work. Efforts of discovery have proven to be very successful and bring much reward to a job that has no pay or no immediate end to it. Guardianships also brings much rewards for doing for others what they cannot do for themselves or have not been able to do because of their not living in Montana or other situations. The courts have found need on occasion to use the Public Administrator as no other appropriate person was available.

Future Goals

- Going forward is hard to plan ahead. Some work loads are relatively easy and some are extensive and may involve other states or research that are not immediately known. The number of cases can vary from one to many. The plan is to continue to do the best job and preserve the assets entrusted to the position. Also to help all who need it for whatever time is necessary to achieve the best outcomes that are possible. Take the chores entrusted by law, court order or by request by families, legal resources, or others who need a willing, aggressive, honorable and experienced neutral person to get the job done.
- Be available for preservation of assets, guardianship, conservatorships, and other situations which may be either by law or personal requirements where no one else is available or legally able to achieve the necessary outcomes in many legal situations as in personal representatives, guardianships and many other situations.



General Fund Expenditures by Department (Portion of General Government)

		1000-011-County Attorney				
		Actual FY21	Actual FY22	Budget FY23	Yr to Date FY23	Final FY24
Object of Expenditures						
Personnel Services	\$	464,063	475,842	562,058	578,170	681,304
Operating Expenditures		21,438	64,970	85,006	92,176	89,186
Debt Service		-	21,300	-	-	-
Capital Outlay		-	-	-	-	-
Transfer Out		-	-	12,075	-	19,345
Total Expenditures	\$	485,501	562,112	659,139	670,346	789,835
% of Total General Fund Expenditures		13%	13%	14%	16%	16%
		1000-012-Building				
		Actual FY21	Actual FY22	Budget FY23	Yr to Date FY23	Final FY24
Object of Expenditures						
Personnel Services	\$	50,538	55,349	65,673	68,085	74,043
Operating Expenditures		139,095	155,363	171,449	169,758	161,108
Debt Service		-	-	-	-	-
Capital Outlay		-	-	9,450	-	31,500
Transfer Out		13,233	15,300	-	-	-
Total Expenditures	\$	202,866	226,012	246,572	237,843	266,651
% of Total General Fund Expenditures		5%	5%	5%	6%	5%
		1000-013-Public Administrator				
		Actual FY21	Actual FY22	Budget FY23	Yr to Date FY23	Final FY24
Object of Expenditures						
Personnel Services	\$	-	-	-	-	-
Operating Expenditures		-	-	250	-	250
Debt Service		-	-	-	-	-
Capital Outlay		-	-	-	-	-
Transfer Out		-	-	-	-	-
Total Expenditures	\$	-	-	250	-	250
% of Total General Fund Expenditures		0%	0%	0%	0%	0%



General Fund Expenditures by Department (Portion of General Government)

		1000-014-School Superintendent				
		Actual FY21	Actual FY22	Budget FY23	Yr to Date FY23	Final FY24
Object of Expenditures						
Personnel Services	\$	33,197	35,316	38,915	40,903	38,708
Operating Expenditures		1,348	1,194	4,800	4,462	4,800
Debt Service		-	-	-	-	-
Capital Outlay		-	-	-	-	-
Transfer Out		-	-	-	-	-
Total Expenditures	\$	34,545	36,510	43,715	45,365	43,508
% of Total General Fund Expenditures		1%	1%	1%	1%	1%
		1000-016-Copier/Mail				
		Actual FY21	Actual FY22	Budget FY23	Yr to Date FY23	Final FY24
Object of Expenditures						
Personnel Services	\$	10,326	6,991	13,044	13,210	13,391
Operating Expenditures		297	12,998	10,000	716	10,000
Debt Service		-	-	-	-	-
Capital Outlay		-	-	-	-	-
Transfer Out		-	-	-	-	-
Total Expenditures	\$	10,623	19,989	23,044	13,926	23,391
% of Total General Fund Expenditures		0%	0%	0%	0%	0%
		1000-046-Parks				
		Actual FY21	Actual FY22	Budget FY23	Yr to Date FY23	Final FY24
Object of Expenditures						
Personnel Services	\$	-	-	-	-	-
Operating Expenditures		22,148	20,305	20,250	20,777	24,250
Debt Service		-	-	-	-	-
Capital Outlay		-	-	-	-	-
Transfer Out		-	-	-	-	-
Total Expenditures	\$	22,148	20,305	20,250	20,777	24,250
% of Total General Fund Expenditures		1%	0%	0%	0%	0%



PARK COUNTY

2024 Budget

Department Overview

Park County Grants & Special Projects

The Department of Grants & Special Projects was created in October 2018 when previous contracted grant writing and administration services was brought in-house. Prior to creation of the Department, the County incurred approximately \$75,000 per year in contracted grant writing and administration services costs. The current budget for the .9 FTE Director of Grants & Special Projects is just under \$100,000. In the last fifteen years of grant writing services provided to the County, the Director has secured over \$51,100,000 in grant funds for important community projects and programs. These funds have helped with various department and county needs including public safety, bridges, roads, parks and trails, facility security, cyber security, 911 and emergency services communication equipment, public health and public transit.

Last Year in Review

During FY22/23, \$10,031,680 in grant funding was awarded for use in the following projects/program operation budgets:

- US Federal Emergency Management Agency – Public Assistance Grant – Emergency Protective Measures - \$200,548
- US Federal Emergency Management Agency – Public Assistance Grant – 2022 Flooding Disaster - \$464,553
- MT Department of Natural Resources and Conservation – Minimum Allocation Grant – Fairgrounds Water and Wastewater Infrastructure Project - \$275,517
- MT Department of Natural Resources & Conservation – Minimum Allocation Grant – Cooke City Water Infrastructure Project - \$81,840
- MT Department of Health & Human Services – Crisis Intervention Grant – Crisis Diversion Program - \$144,180
- MT Department of Health & Human Services – Communities that Care Grant – Communities that Care Program - \$150,000
- MT Rail Link & MT Department of Transportation – Discretionary Funding – Old Clyde Park Road Traffic Diversion Expenses - \$96,080
- NW Energy – USB Renewable Energy Grant – Park County Fairgrounds Solar PV System - \$27,600
- MT Board of Crime Control – Violence Against Women Act Grant – Victim Witness Assistance Program - \$60,749
- MT Disaster & Emergency Services – State Homeland Security Grant Program – Cybersecurity Upgrade Project - \$70,067
- MT Department of Commerce – MT Coal Endowment Program – Cooke City and Silver Gate Bridge Replacement Project - \$492,054
- MT Department of Transportation – Transit Operating Assistance Program – Windrider Transit Fare Free Bus Program - \$88,558
- MT Department of Transportation – Capital Assistance Program – Windrider Transit New Mini-Conversion Van and Facility Fencing - \$77,842
- MT Department of Transportation – Expanded Services Program – Windrider Transit Dial A Ride Program - \$23,697
- MT Department of Transportation – TransADE Program – Windrider Transit Fare Free Bus Program - \$26,222
- MT Department of Natural Resources & Conservation – Reclamation & Development Grant – Yellowstone River Channel Migration Zoning Map Development - \$49,790
- MT Department of Commerce – Montana Coal Endowment Program – Hammond Creek Road Bridge over the Shields River Replacement - \$299,622
- US Department of Transportation – Federal Highway Administration – MT Federal Lands Access Program – Shields River Road Improvements Construction Project - \$4,600,000
- US Department of Transportation – Federal Highway Administration – MT Federal Lands Access Program – Old Yellowstone Trail South Improvements Construction Project – Additional Funding - \$3,000,000
- MT Department of Transportation – Facility Construction Grant – Additional Funding – Park County Transit Facility - \$350,000
- MT Department of Disaster & Emergency Services – State Homeland Security Grant Program – Cybersecurity Vulnerability Project - \$31,300

Future Goals – Next Five Years

- Finalize the Park County Grants Policies and Procedures for approval by the County Commission.
- Research grant prospects and advise County Commissioners and departments on beneficial opportunities.
- Work with Park County staff to interpret guidelines and gather material and information necessary for preparation of proposals and applications.
- Prepare and submit grant proposals in accordance with deadlines.
- Attend meetings necessary to accomplish the required work for grants and special projects.
- Coordinate special projects and programs, including Windrider Transit services.
- Prepare and submit monthly/quarterly/final funder reports and/or reimbursement requests.
- Serve as a liaison between the County Commission and other entities, department heads and community members for special projects and programs deemed beneficial to Park County and its communities.



Human Resources

Department Overview

Human Resources works with Department Heads and Elected Officials on a wide variety of employment related issues, which include recruitment and selection, performance appraisals, job descriptions, employee orientations, compliance with state and federal employment laws, labor/employee relations and collective bargaining, compensation and benefit administration, creating and maintaining employee records, and job duty analysis. This office also assists with the development, revision and administration of personnel policies and procedures adopted by the Board of Commissioners. Human Resources works closely with our local agent providing a variety of services for the County including the Safety team and Montana State Fund Workers' Compensation along with Liability Insurance claims. There is an open door policy for all staff and Elected Officials with questions on employment policies and procedures.

Last Year in Review

- Transitioned to a new department structure whereby the HR Analyst position was updated to an HR Director role and contract with HR Consulting Firm was significantly reduced.
- Successful two-day open enrollment event with MACo Healthcare.
- Bolstered hiring and recruiting techniques to significantly reduce departmental vacancies.
- Partnered with Accounting department to review pay grade
- Attended the 75th Annual Society for Human Resource Management (SHRM) Conference for continuing education opportunities.

Future Goals

- Work with the Commission, Department Heads, and Elected Officials to create an innovative and valuable solution for Employee Evaluations.
- Continue to provide service for job fulfillment, job descriptions and an additional edit of biweekly payroll.
- Work with Leavitt Insurance and Department Heads/Elected Officials to implement online safety training opportunities for all staff in the Risk Management Center.
- Work with MT State Fund and Park County's DES Coordinator to update the County's Incident Response Plan.
- Review and recommend updates to Park County's Personnel Policies and Procedures, along with Park County's Drug and Alcohol Policy.
- Continue to recommend and promote improvements to Park County's Organizational Culture and enhance our value proposition as a top employer in Park County.



General Fund Expenditures by Department (Portion of General Government)

		1000-083-Accounting/Finance				
		Actual FY21	Actual FY22	Budget FY23	Yr to Date FY23	Final FY24
Object of Expenditures						
Personnel Services	\$	180,498	197,560	230,758	236,793	237,952
Operating Expenditures		52,975	85,449	64,850	87,094	93,850
Debt Service		-	-	-	-	-
Capital Outlay		-	-	-	-	-
Transfer Out		-	-	-	-	-
Total Expenditures	\$	233,473	283,009	295,608	323,887	331,802
% of Total General Fund Expenditures		6%	7%	6%	8%	7%
		1000-085-Grants Administration				
		Actual FY21	Actual FY22	Budget FY23	Yr to Date FY23	Final FY24
Object of Expenditures						
Personnel Services	\$	70,390	83,137	86,001	112,387	101,045
Operating Expenditures		1,384	772	1,450	2,231	1,250
Debt Service		-	-	-	-	-
Capital Outlay		-	-	-	-	-
Transfer Out		-	-	-	-	-
Total Expenditures	\$	71,774	83,909	87,451	114,618	102,295
% of Total General Fund Expenditures		2%	2%	2%	3%	2%
		1000-096-Human Resources				
		Actual FY21	Actual FY22	Budget FY23	Yr to Date FY23	Final FY24
Object of Expenditures						
Personnel Services	\$	45,006	48,751	50,552	87,392	100,235
Operating Expenditures		29,902	29,808	23,070	14,793	6,150
Debt Service		-	-	-	-	-
Capital Outlay		-	-	-	-	-
Transfer Out		-	-	-	-	-
Total Expenditures	\$	74,908	78,559	73,622	102,185	106,385
% of Total General Fund Expenditures		2%	2%	2%	2%	2%

This page intentionally left blank.



Information Technology

Department Overview

Park County IT Department is committed to providing technology support, training, consultation and analysis, and solutions for its employees as well as the City of Livingston's employees. The work is mainly in the City-County Complex office, but there is also support for the City and County's outer lying offices. The department plans, implements, and supports technology that allows County and City departments to function efficiently while providing security and integrity of the County and City's systems and data. Requests for service include computer equipment moves or setups; computer/network account issues; e-mail assistance; various software installation or support; new printer or scanner setups; printer toner/cartridge replacements; laptop support; wireless or network access; telephone or voice mail issues; report virus, malware, and spyware issues.

Last Year in Review

- IT continues to implement new Networking equipment into the City/County environment as well as VOIP solutions for the outlying offices.
 - Replaced end of life servers with upgraded software and migrate existing services to the new platform including all domain controllers.
 - Implemented scanning network technology to enhance cybersecurity.
 - Installed a new physical security software and management system.
 - Continue to support and expand Dispatch services to the backup location.
 - Moved City Public Works networking equipment to a new location
- Supported and maintained 911 and Law Enforcement hardware/software operations.
- Incorporated the outlying city and county offices in order to utilize updated phone, internet and back up services.

Future Goals

- Review new and innovative technologies to support the City and County network environment.
- Work with Dispatch and Century Link to upgrade to the ESINET 911 network from Legacy.
- Replace end of life servers with upgraded software and migrate existing services to the new platform including phone server
- Implement penetration test from third party vendor to enhance cybersecurity.
- Implement another tenant of 2 factor authentication for city and county employees
- Continue to support and expand Dispatch services to the backup location.
- Continue to implement new video system for the Sheriff's Office.



Geographic Information Systems (GIS)

Department Overview

The Geographic Information Systems Department is responsible for rural addressing and spatial data management for the Park County and City of Livingston, along with coordinating with state and federal agencies. Some examples of spatial solutions include static maps, web applications, analysis, and much more. Addressing is used to assist emergency personnel in locating residents that call 9-1-1. Rural addressing only applies to areas outside of the City of Livingston.

Last Year in Review

- Assigned 94 rural addresses (September 1, 2022 to September 1, 2023).
- Updated road centerline and address data to match NG 9-1-1 data model standards and compliance.
- Provided updated addresses and road centerline data to commercial GPS and mapping vendors.
- Continued to provide monthly address updates to our online mapping platform.
- Continued updates of the SmartCOP maps and GEOs for dispatch, Livingston Police, and Park County Sheriff.
- Collaboration with dispatch to improve discrepancies in the CAD GEO to improve dispatch accuracy.
- Worked with the Clerk & Records Office and the Montana State Library to review and redistrict voter precincts following the 2020 CENSUS.
- Reviewed and corrected Park County Fire Districts in collaboration with the Clerk & Records Office
- Provided mapping and cartographic support to Public Works and Special Projects for FEMA emergency reimbursement.
- Assisted in continued damage assessments and mapping of the 2022 Flood Event.
- Support Public Works in reviewing snow plow routes and priorities.
- Assisted the City of Livingston with GPS data collection of new water, sewer, and stormwater systems and continued assistance with the city tree inventory.
- Supported Livingston Compliance Officer in mapping downtown parking restrictions.
- Worked with Livingston Planning to improve accuracy of the Livingston zoning districts.
- Provided mapping support for Search and Rescue missions, as well as performed GPS training for Search and Rescue Volunteers.
- Assisted MSU extension with maps of weed districts and data collection.
- Updated WindRider Bus System map for new brochure.
- Continued updating vector base maps using 2021 aerial imagery.
- Continued GIS, mapping, and large format printing support for a wide variety of both City and County departments, including Public Works, Planning, Grants, Health, Recreation, Law Enforcement, First Responders and Administration.
- Signed a new 'Small Government Enterprise Agreement' with ESRI to improve our mapping software and online mapping capabilities.
- Attended the ESRI User Conference in San Diego to learn about implementation of new GIS software.
- Continued supporting the public with mapping questions, parcel and address information and continued development of publicly available web maps.
- Created a public data portal where users can access publicly available GIS data and maps.

Future Goals

- Continue to support the current operations within the Law Enforcement community as well as all City and County departments with analysis, mapping and reference material.
- Continue migrating primary GIS data to ArcGIS Online to better serve the public and all departments.
- Continue to update vector basemap using 2021 aerial imagery. This includes updating new building footprints and driveways, improving address location accuracy and road centerline accuracy.
- Continue preparing GIS data for the Next Generation 911 NENA Standards with more advanced spatial data review provided by the Montana State Library.
- Continue support and training for departments interested in managing their own GIS data.
- Continue updating existing data to be topologically accurate.
- Purchase new plotter.
- Develop field address check protocol and mapping system. Begin field checking addresses in Gardiner, Wilsall, and Cooke City (when accessible).
- Begin researching options to digitize existing rural address applications and begin creating an online Rural Address application process.



General Fund Expenditures by Department (Portion of General Government)

		1000-097-Information Technology				
		Actual FY21	Actual FY22	Budget FY23	Yr to Date FY23	Final FY24
Object of Expenditures						
Personnel Services	\$	139,953	146,568	160,431	160,409	157,848
Operating Expenditures		56,504	133,538	131,890	111,473	142,472
Debt Service		-	-	-	-	-
Capital Outlay		73,301	4,812	9,250	-	20,000
Transfer Out		-	-	-	-	-
Total Expenditures	\$	269,758	284,918	301,571	271,882	320,320
% of Total General Fund Expenditures		7%	7%	6%	7%	6%
		1000-142-Geographic Information Systems				
		Actual FY21	Actual FY22	Budget FY23	Yr to Date FY23	Final FY24
Object of Expenditures						
Personnel Services	\$	130,610	137,654	152,712	152,545	152,054
Operating Expenditures		15,431	16,451	17,100	17,520	25,300
Debt Service		-	-	-	-	-
Capital Outlay		-	-	-	-	-
Transfer Out		-	-	-	-	-
Total Expenditures	\$	146,041	154,105	169,812	170,065	177,354
% of Total General Fund Expenditures		4%	4%	4%	4%	4%

Clerk of District Court

Department Overview

The Clerk of District Court is the official keeper of all District Court records for Park County. These records include Adoption, Civil, Criminal, Dependent Neglect, Domestic Relations, Guardianship, Juvenile, Paternity, Probate and Involuntary Commitment cases. It is the Clerk of Court's responsibility to ensure accurate and up-to-date records. The Clerk also issues, files and records all Park County marriage license applications and licenses.

The majority of all Clerk of Court records are open to the public. Records are searched daily by title companies, credit agencies, investigative agencies and the general public. Searches, copies and certified copies are provided upon request. Search, copy, and certification charges are set by State statute.

The Clerk of District Court also serves as Jury Commissioner for Park County. As required by statute, each year the Secretary of State provides a combined list of registered voters, licensed drivers and holders of Montana ID cards to the Clerk of District Court. This list is stored and maintained digitally. It is from this list that jurors are pulled for the City, Justice and District Court Judges. It is the Clerk's duty to maintain an accurate listing of all selected jurors and to pull individual jury panels for the District Court Judge upon request.

Last Year in Review

- Civil Cases
- Marriage Licenses
- Domestic Relations
- Criminal
- Statutory Liens
- Search Warrants
- Adoptions
- Involuntary Commitment
- Dependent And Neglected
- Investigative Subpoenas
- Juvenile

Future Goals

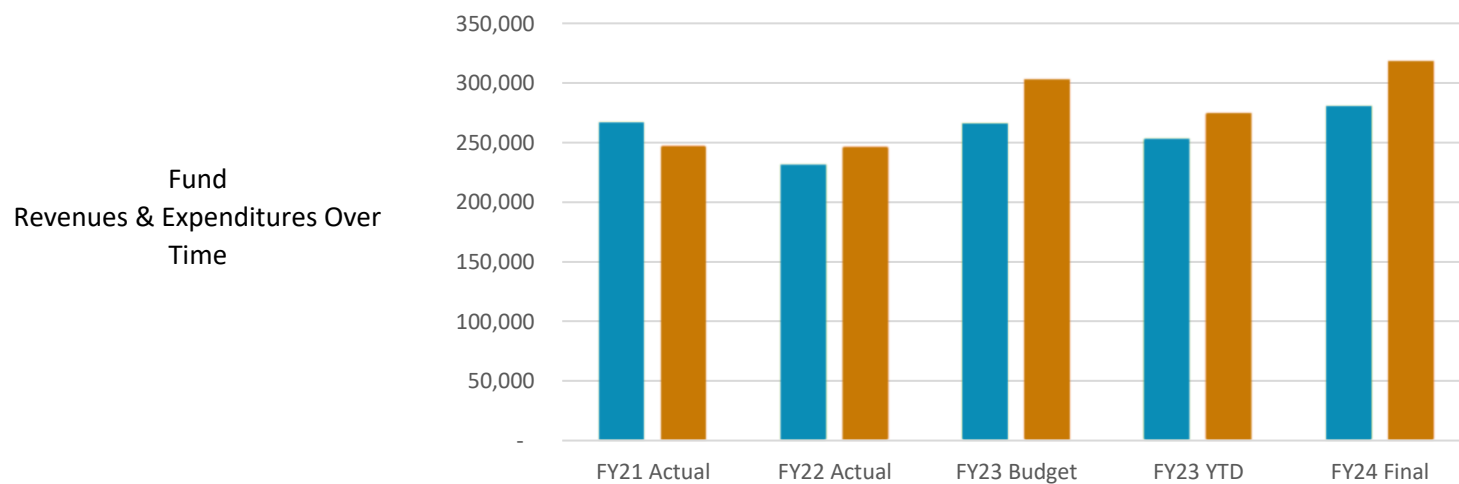
It is the ultimate goal and responsibility of the Clerk of District Court to serve the public and assist District Court Judges by providing optimum and efficient case management of all District Court records. The 6th Judicial District Court of Park County is a growing jurisdiction. The office has implemented the State e-File system and adopted a new record keeping computer program. Through a grant, records from 1950 through 2003 will be scanned into digital form, as a back-up to the hard copies. These changes will work to balance the needs of serving the public with the vital task of preserving the Court record.



Special Revenue Fund **2180-DISTRICT COURT**

DISTRICT COURT

		Actual FY21	Actual FY22	Budget FY23	Yr to Date FY23	Final FY24	% of Total
Source of Revenues							
Taxes/Assessments	\$	187,843	150,259	173,732	172,257	182,568	65%
Licenses and Permits		-	-	-	-	-	0%
Intergovernmental Revenue		34,114	40,204	46,054	38,781	46,953	17%
Charges for Services		12,560	9,123	11,000	7,158	11,000	4%
Fines and Forfeitures		-	-	-	-	-	0%
Miscellaneous Revenues		-	-	-	-	-	0%
Investments and Royalty		-	-	-	-	-	0%
Other/Transfers In		33,151	33,151	36,031	36,031	41,311	15%
Total Revenues	\$	267,668	232,737	266,817	254,227	281,832	100%
Object of Expenditures							
Personnel Services	\$	213,304	220,017	269,876	247,938	287,158	90%
Operating Expenditures		33,927	21,983	33,800	27,267	31,600	10%
Debt Service		-	4,754	-	-	-	0%
Capital Outlay		-	-	-	-	-	0%
Intergovernmental Transfers		-	-	-	-	-	0%
Total Expenditures	\$	247,231	246,754	303,676	275,205	318,758	100%
Budget Funding Summary							
Tax Revenues	\$	187,843	150,259	173,732	172,257	182,568	57%
Non-Tax Revenues		79,825	82,478	93,085	81,970	99,264	31%
Cash from Reserves		-	14,017	36,859	20,978	36,926	12%
Total Funding	\$	267,668	246,754	303,676	275,205	318,758	100%



Planning

Department Overview

The Planning Department is responsible for land use planning activities in Park County. The Planning Department serves the public through developing and administering land use regulations such as: subdivisions, citizen-initiated zoning, floodplains, rural improvement districts, and building for lease or rent. The Planning Department also serves the public through the development of long range plans such as the Growth Policy and the Active Transportation Plan as well as the administration of land use projects like the Gardiner Gateway Project and the Silver Gate Park Strategic Plan.

Last Year in Review

- Subdivision Review and Administration
- Exemption Review and Administration
- Floodplain Review Administration
- Buildings for Lease or Rent Review and Administration
- Long Range Planning
- Community Development
- General Estate Planning Assistance
- Growth Policy Administration and Implementation
- Commission Project Administration
- Community Assistance
- Hazard Mitigation Planning
- Land Use Planning
- Code Enforcement
- Land Use Regulation Update and Compliance with State Statutes
- Active Transportation Planning
- Outreach and Education on a variety of Land Use issues and Planning Tools
- City/County Land Use Planning
- Creation of the US HWY 89 – East River Road – Old Yellowstone Trail Zoning District
- Participated and assisted in the Gardiner Sustainable Community Planning Initiative

Future Goals

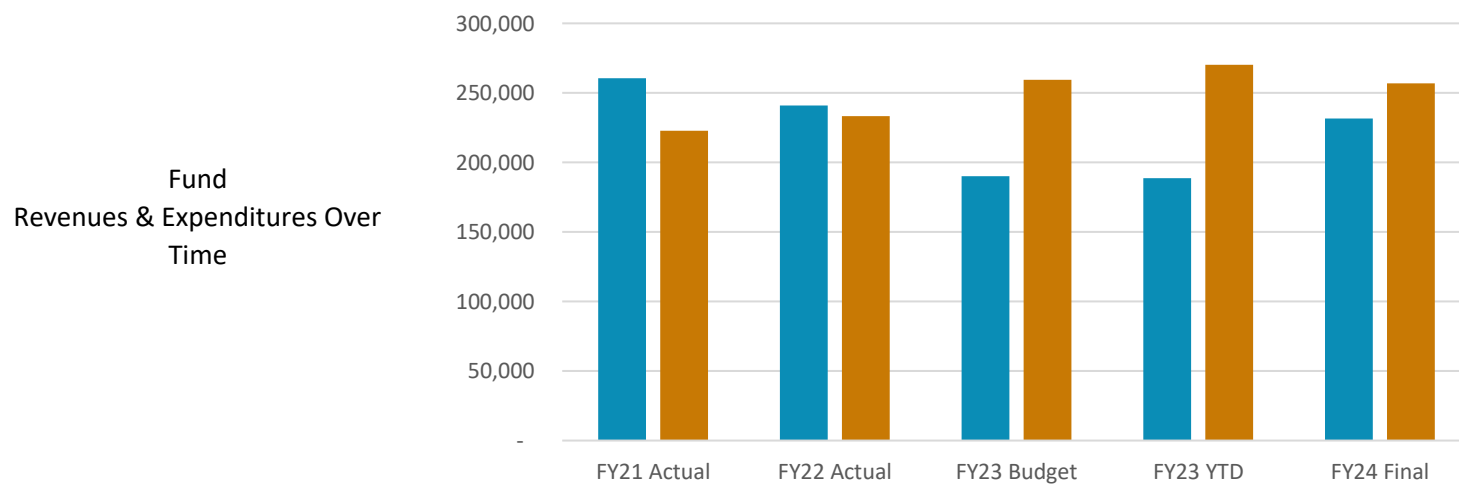
- Continue performing tasks listed
- Update Park County Subdivision Regulations
- Host the Montana Association of Planners Conference
- Participate and help facilitate the City of Livingston Growth Policy Update, which will include a neighborhood planning project for the area surrounding the City
- Assist with new commission and community projects as projects are defined



Special Revenue Fund 2250-PLANNING

PLANNING

		Actual FY21	Actual FY22	Budget FY23	Yr to Date FY23	Final FY24	% of Total
Source of Revenues							
Taxes/Assessments	\$	48,317	50,323	53,347	52,838	56,053	24%
Licenses and Permits		3,000	300	2,500	-	2,500	1%
Intergovernmental Revenue		7,848	8,006	8,256	8,256	8,501	4%
Charges for Services		20,131	10,750	7,850	29,705	10,000	4%
Fines and Forfeitures		-	-	-	-	-	0%
Miscellaneous Revenues		-	-	-	-	-	0%
Investments and Royalty		-	-	-	-	-	0%
Other/Transfers In		181,265	171,492	118,015	97,957	154,614	67%
Total Revenues	\$	260,561	240,871	189,968	188,756	231,668	100%
Object of Expenditures							
Personnel Services	\$	218,078	227,328	249,982	250,807	247,161	96%
Operating Expenditures		4,633	5,940	9,530	19,252	9,580	4%
Debt Service		-	-	-	-	-	0%
Capital Outlay		-	-	-	-	-	0%
Intergovernmental Transfers		-	-	-	-	-	0%
Total Expenditures	\$	222,711	233,268	259,512	270,059	256,741	100%
Budget Funding Summary							
Tax Revenues	\$	48,317	50,323	53,347	52,838	56,053	22%
Non-Tax Revenues		212,244	190,548	136,621	135,918	175,615	68%
Cash from Reserves		-	-	69,544	81,303	25,073	10%
Total Funding	\$	260,561	240,871	259,512	270,059	256,741	100%





Victim/Witness Program

Department Overview

The Park County Victim/Witness Coordinator position is grant funded by the State and by Park County using victim/witness fees collected from City Court, Justice Court and the Montana Sixth Judicial District Court. The program is a prosecutor-based victim assistance program. The programs primary responsibility is to provide information, support and advocacy services to victims and secondary victims of violent and sexual crimes. The coordinator works with prosecutors and law enforcement and acts as a liaison between all involved.

Last Year in Review

- Attended trainings presented by the Montana Coalition Against Domestic and Sexual Violence and International End Violence Against Women Conference.
- Worked interdepartmentally between County Attorney's Office, Law Enforcement, District Court, Justice Court, and City Court.
- Supported clients of domestic violence and sexual assault through the criminal justice system, including providing support during court proceedings.
- Provided direct services to victims and witnesses in misdemeanor, civil, youth, and felony cases.
- Provided victims with case management, including referrals to community programs and victim compensation.

Future Goals

- To continue to provide personal criminal justice support and advocacy.
- To enhance the involvement and safety of crime victims in the criminal justice system by providing direct services that lessen the impact of the crime, ensuring that all victims are treated respectfully and fairly, while supporting victim's important role through every step in the criminal justice system.

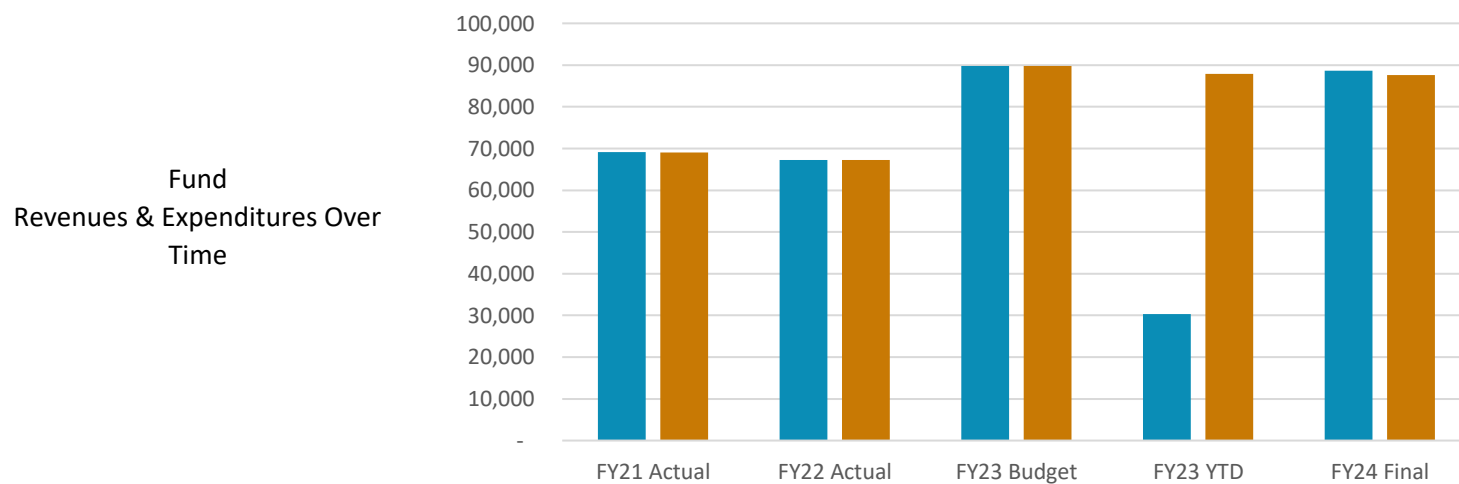


Special Revenue Fund

2870-VICTIM WITNESS PROGRAM

VICTIM WITNESS PROGRAM

	Actual FY21	Actual FY22	Budget FY23	Yr to Date FY23	Final FY24	% of Total
Source of Revenues						
Taxes/Assessments	\$ -	-	-	-	-	0%
Licenses and Permits	-	-	-	-	-	0%
Intergovernmental Revenue	45,846	47,816	60,749	30,312	47,000	53%
Charges for Services	-	-	-	-	-	0%
Fines and Forfeitures	-	-	-	-	-	0%
Miscellaneous Revenues	-	-	-	-	-	0%
Investments and Royalty	-	-	-	-	-	0%
Other/Transfers In	23,300	19,400	29,075	-	41,673	47%
Total Revenues	\$ 69,146	67,216	89,824	30,312	88,673	100%
Object of Expenditures						
Personnel Services	\$ 61,708	58,317	76,584	74,596	76,007	87%
Operating Expenditures	7,382	8,956	13,238	13,247	11,620	13%
Debt Service	-	-	-	-	-	0%
Capital Outlay	-	-	-	-	-	0%
Intergovernmental Transfers	-	-	-	-	-	0%
Total Expenditures	\$ 69,090	67,273	89,822	87,843	87,627	100%
Budget Funding Summary						
Tax Revenues	\$ -	-	-	-	-	0%
Non-Tax Revenues	69,146	67,216	89,824	30,312	88,673	100%
Cash from Reserves	-	57	-	57,531	-	0%
Total Funding	\$ 69,146	67,273	89,824	87,843	88,673	100%



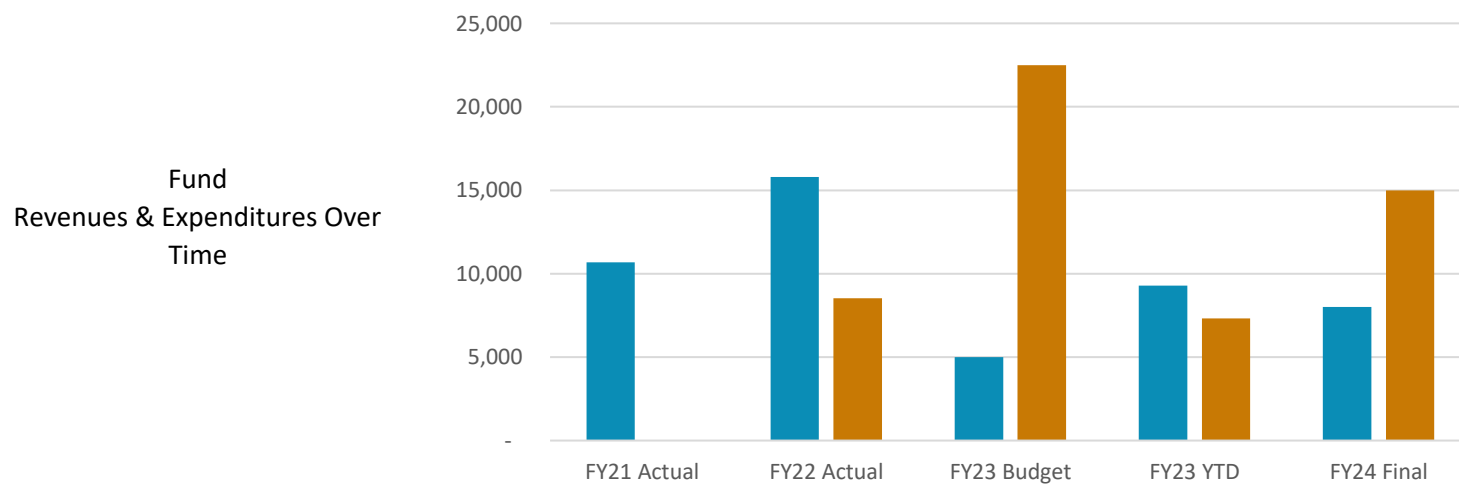


Special Revenue Fund

2859-COUNTY LAND INFORMATION

COUNTY LAND INFORMATION

	Actual FY21	Actual FY22	Budget FY23	Yr to Date FY23	Final FY24	% of Total
Source of Revenues						
Taxes/Assessments	\$ -	-	-	-	-	0%
Licenses and Permits	-	-	-	-	-	0%
Intergovernmental Revenue	-	-	-	-	-	0%
Charges for Services	10,673	15,792	5,000	9,285	8,000	100%
Fines and Forfeitures	-	-	-	-	-	0%
Miscellaneous Revenues	-	-	-	-	-	0%
Investments and Royalty	-	-	-	-	-	0%
Other/Transfers In	-	-	-	-	-	0%
Total Revenues	\$ 10,673	15,792	5,000	9,285	8,000	100%
Object of Expenditures						
Personnel Services	\$ -	-	-	-	-	0%
Operating Expenditures	-	8,531	2,500	7,325	15,000	100%
Debt Service	-	-	-	-	-	0%
Capital Outlay	-	-	20,000	-	-	0%
Intergovernmental Transfers	-	-	-	-	-	0%
Total Expenditures	\$ -	8,531	22,500	7,325	15,000	100%
Budget Funding Summary						
Tax Revenues	\$ -	-	-	-	-	0%
Non-Tax Revenues	10,673	15,792	5,000	9,285	8,000	53%
Cash from Reserves	-	-	17,500	-	7,000	47%
Total Funding	\$ 10,673	15,792	22,500	9,285	15,000	100%



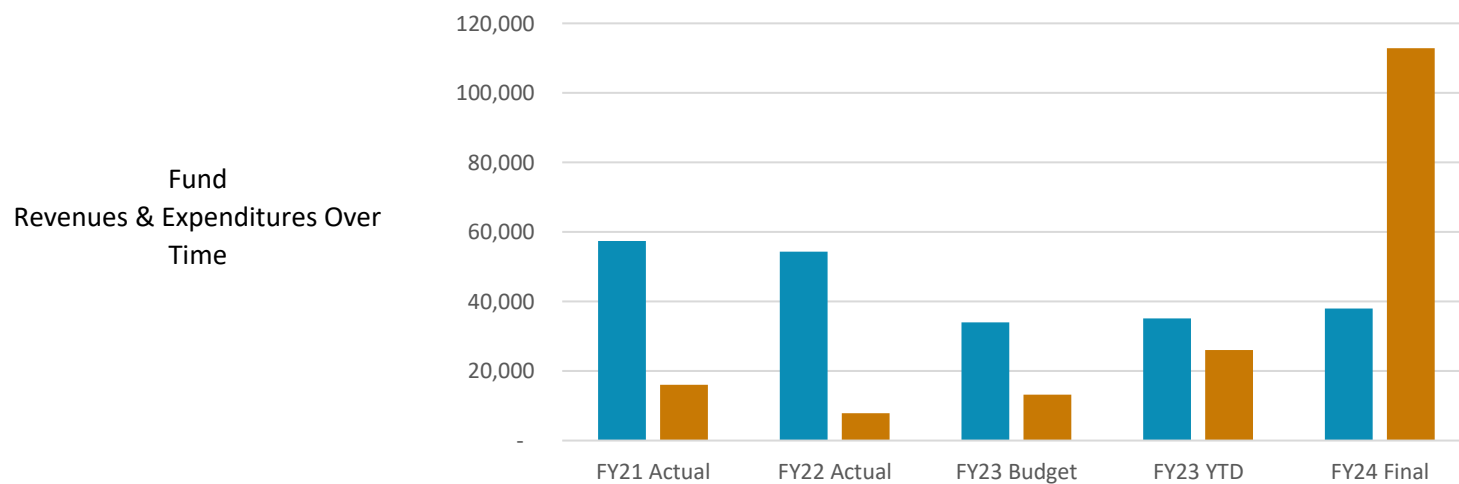


Special Revenue Fund

2393-RECORD PRESERVATION

RECORD PRESERVATION

	Actual FY21	Actual FY22	Budget FY23	Yr to Date FY23	Final FY24	% of Total
Source of Revenues						
Taxes/Assessments	\$ -	-	-	-	-	0%
Licenses and Permits	-	-	-	-	-	0%
Intergovernmental Revenue	-	-	-	-	-	0%
Charges for Services	56,809	54,279	34,000	35,130	38,000	100%
Fines and Forfeitures	-	-	-	-	-	0%
Miscellaneous Revenues	-	-	-	-	-	0%
Investments and Royalty	-	-	-	-	-	0%
Other/Transfers In	569	-	-	-	-	0%
Total Revenues	\$ 57,378	54,279	34,000	35,130	38,000	100%
Object of Expenditures						
Personnel Services	\$ -	-	-	-	-	0%
Operating Expenditures	7,390	7,873	13,200	21,689	46,897	42%
Debt Service	-	-	-	-	-	0%
Capital Outlay	-	-	-	-	-	0%
Intergovernmental Transfers	8,656	-	-	4,394	66,000	58%
Total Expenditures	\$ 16,046	7,873	13,200	26,083	112,897	100%
Budget Funding Summary						
Tax Revenues	\$ -	-	-	-	-	0%
Non-Tax Revenues	57,378	54,279	34,000	35,130	38,000	34%
Cash from Reserves	-	-	-	-	74,897	66%
Total Funding	\$ 57,378	54,279	34,000	35,130	112,897	100%



This page intentionally left blank.

PUBLIC SAFETY



PARK
COUNTY

MONTANA



Coroner

Department Overview

The Coroner is an elected public official. The Coroner must determine the cause, manner, mechanism, identity, time and location of death. The Coroner inquires into any death within twenty-four hours of admission to a hospital, during surgery or administration of anesthesia, all sudden infant deaths, deaths due to public health threats or when death was caused by other than natural causes (accident, homicide, suicide), or when no licensed physician will sign the death certificate. Montana law requires that the Coroner be notified immediately of a death. The Coroner will then determine if an inquiry/investigation will be necessary. No individual may move a deceased person without authorization from the Coroner. The Coroner must be notified of all hospice deaths and the Coroner has to agree to all cremations as well as transport from the county.

Last Year in Review

Coroner responded to all cases within Park County.

Future Goals

This office is derived from the people, to demand the answers in a suitable manner for appropriate use by those that have need of the information and, whenever possible, to work to prevent needless human deaths and suffering.



Compliance Office

Department Overview

The Park County Compliance Office mission is to provide services to promote and protect the health, safety, and general welfare of the citizens by enforcing county codes consistently and equitably.

The Compliance Officer functions from complaint-based violations, in addition to patrolling. The Compliance Office administers, monitors and tracks compliance cases that directly relate to Park County's adopted regulations through the Health Department and Planning Department.

Last Year in Review

- Designed and implemented new policies and procedures in creation of the program.
- Administered, monitored and tracked compliance caseloads; maintained digital project files, Compliance web site and the Compliance budget. Monitored and tracked compliance cases that directly related to Park County adopted Regulations through the Health Department and Planning Department.
- Assisted with the completion of flood assessments/follow up site visits with Department of Natural Resources and Conservation and National Forest Service during the 2022 Park County Flood Disaster and early 2023.
- Successfully closed seven cases that resulted in compliance.
- Actively working on twenty-four open cases open cases that are working to come into compliance.
- Completed two requests for prosecution, one ending in compliance before litigation, one still pending.

Future Goals

- Continue to investigate complaints and research information including applicable laws and regulations.
- Continue to identify remedies to resolve violations without litigation.
- Increase caseload and complexity of caseload.
- Prepare written compliance determinations on complex issues which require corrective action to resolve violations.
- Provide both technical and programmatic assistance to the general public, businesses and other governmental agencies regarding regulatory requirements.
- Assist the public in obtaining the information and contacts they need to prepare permit applications.
- need to prepare permit applications.



General Fund Expenditures by Department (Portion of Public Safety)

		1000-019-Juvenile Detention				
		Actual FY21	Actual FY22	Budget FY23	Yr to Date FY23	Final FY24
Object of Expenditures						
Personnel Services	\$	355	408	305	489	305
Operating Expenditures		39,155	47,343	31,800	31,642	31,800
Debt Service		-	-	-	-	-
Capital Outlay		-	-	-	-	-
Transfer Out		-	-	-	-	-
Total Expenditures	\$	39,510	47,751	32,105	32,131	32,105
% of Total General Fund Expenditures		1%	1%	1%	1%	1%
		1000-021-Coroner				
		Actual FY21	Actual FY22	Budget FY23	Yr to Date FY23	Final FY24
Object of Expenditures						
Personnel Services	\$	88,953	96,107	102,245	119,915	100,051
Operating Expenditures		28,657	52,665	45,400	61,305	40,400
Debt Service		-	-	-	-	-
Capital Outlay		-	-	-	-	-
Transfer Out		-	-	-	-	-
Total Expenditures	\$	117,610	148,772	147,645	181,220	140,451
% of Total General Fund Expenditures		3%	4%	3%	4%	3%
		1000-145-Compliance				
		Actual FY21	Actual FY22	Budget FY23	Yr to Date FY23	Final FY24
Object of Expenditures						
Personnel Services	\$	-	3,902	98,271	98,108	100,562
Operating Expenditures		-	1,961	8,350	2,041	3,470
Debt Service		-	-	-	-	-
Capital Outlay		-	-	-	-	-
Transfer Out		-	-	-	-	-
Total Expenditures	\$	-	5,863	106,621	100,149	104,032
% of Total General Fund Expenditures		0%	0%	3%	3%	3%



Sheriff's Office

Department Overview

The purpose and mission of this office is to serve and protect the persons and property in Park County and to enforce the laws of the United States. The authority to meet this purpose and mission is established in Title 7, Chapter 32, and Part 21 of the Montana Code Annotated.

General Law Enforcement includes activities associated with patrol, investigations, supervision and administrative areas of the department. These activities are conducted county-wide including within the City of Livingston. In all cases, the deputies are responsible to adhere to the Sheriff's policies and procedures. The Sheriff is responsible for supporting the positions with supervision, evaluations and other administrative tasks.

The Adult Detention Activity of the Park County Sheriff's Office is responsible for the care and custody of individuals accused of a crime, convicted individuals awaiting sentencing, sentenced inmates awaiting transport and prisoners sentenced to the Park County Detention Center. Adult Detention is housed in the basement of the City / County Complex and can house 21 inmates.

Last Year in Review

- Major incidents included multiple back country SAR's, staff shortages, a 100-year flood and 2 homicides.
- In the midst of all this, PCSO still responded to 11,024 calls for service this year.
- Working to continue to improve a countywide SRO for county schools.
- Implemented drug treatment court.
- Implemented mandatory monthly case review on all open investigations
- Worked with local business to assist during a very difficult summer season.
- Continued to improve the Jail Diversion Policy for Mental Health and Medical.
- Continued Operation Clean Streets resulting in multiple arrests, indictments and convictions for drug trafficking.
- Revised Inmate Medicine Program.

Future Goals

- Continue to seek grant opportunities to assist with funding.
- Grow our current staff to offer better service to the citizens and visitors of Park County.
- Strive to increase professionalism, efficiency and effectiveness through training and professional development.
- Continue to improve recruitment process to ensure we continue to hire and retain the most qualified law enforcement professionals.
- Significant involvement with bringing much needed mental health services to the community.

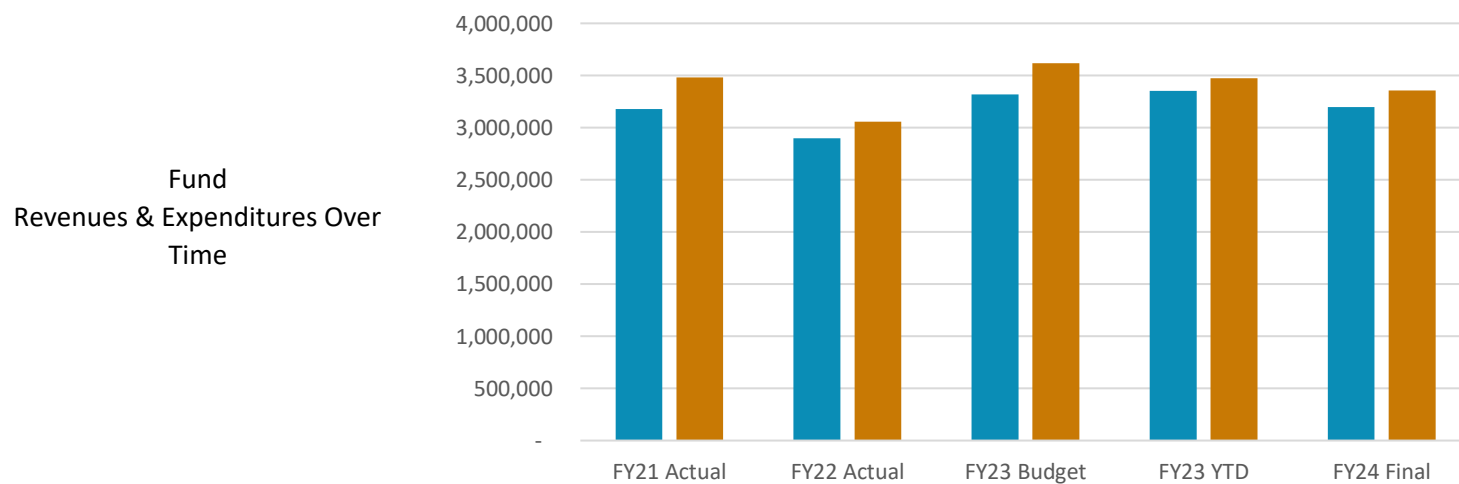


Special Revenue Fund

2300-LAW ENF/DET & 4040 CIP (subset of PCSO)

LAW ENFORCEMENT/DETENTION & CIP (subset of PCSO)

	Actual FY21	Actual FY22	Budget FY23	Yr to Date FY23	Final FY24	% of Total
Source of Revenues						
Taxes/Assessments	\$ 1,541,642	1,623,690	1,725,615	1,751,480	1,853,550	58%
Licenses and Permits	2,625	5,985	2,000	7,770	3,000	0%
Intergovernmental Revenue	861,289	222,065	182,885	181,901	151,432	5%
Charges for Services	111,528	113,696	95,000	108,900	105,000	3%
Fines and Forfeitures	-	-	-	-	-	0%
Miscellaneous Revenues	3,545	14,223	4,500	4,887	4,500	0%
Investments and Royalty	43	64	150	779	-	0%
Other/Transfers In	658,225	919,518	1,306,892	1,296,401	1,078,028	34%
Total Revenues	\$ 3,178,897	2,899,241	3,317,042	3,352,118	3,195,510	100%
Object of Expenditures						
Personnel Services	\$ 2,032,811	2,181,905	2,597,876	2,594,936	2,552,484	76%
Operating Expenditures	568,385	653,588	570,000	576,257	592,700	18%
Debt Service	-	19,200	-	-	-	0%
Capital Outlay	42,600	171,946	386,200	240,914	155,000	5%
Intergovernmental Transfers	837,016	30,606	63,000	63,000	58,000	2%
Total Expenditures	\$ 3,480,812	3,057,245	3,617,076	3,475,107	3,358,184	100%
Budget Funding Summary						
Tax Revenues	\$ 1,541,642	1,623,690	1,725,615	1,751,480	1,853,550	55%
Non-Tax Revenues	1,637,255	1,275,551	1,591,427	1,600,638	1,341,960	40%
Cash from Reserves	301,915	158,004	300,034	122,989	162,674	5%
Total Funding	\$ 3,480,812	3,057,245	3,617,076	3,475,107	3,358,184	100%



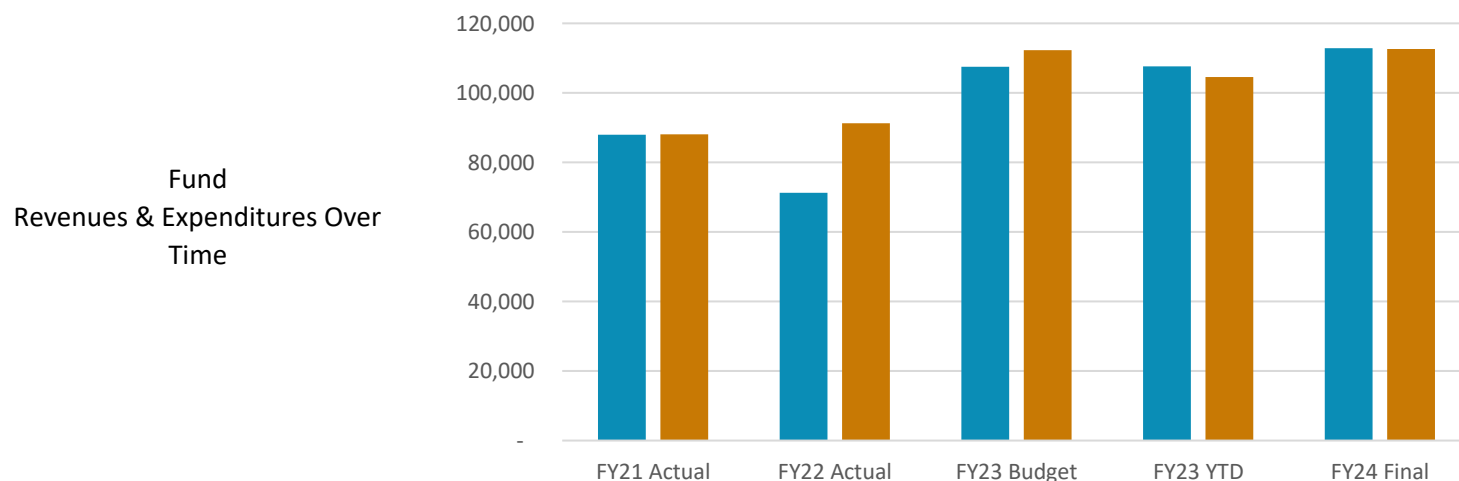


Special Revenue Fund

2392-MRDTF

MISSOURI RIVER DRUG TASK FORCE (subset of PCSO)

	Actual FY21	Actual FY22	Budget FY23	Yr to Date FY23	Final FY24	% of Total
Source of Revenues						
Taxes/Assessments	\$ -	-	-	-	-	0%
Licenses and Permits	-	-	-	-	-	0%
Intergovernmental Revenue	26,180	28,744	32,000	35,235	32,000	28%
Charges for Services	12,500	12,500	12,500	9,375	12,500	11%
Fines and Forfeitures	45	-	-	-	-	0%
Miscellaneous Revenues	-	-	-	-	-	0%
Investments and Royalty	-	-	-	-	-	0%
Other/Transfers In	49,200	30,000	63,000	63,000	68,328	61%
Total Revenues	\$ 87,925	71,244	107,500	107,610	112,828	100%
Object of Expenditures						
Personnel Services	\$ 88,131	91,208	112,247	104,503	112,643	100%
Operating Expenditures	-	-	-	-	-	0%
Debt Service	-	-	-	-	-	0%
Capital Outlay	-	-	-	-	-	0%
Intergovernmental Transfers	-	-	-	-	-	0%
Total Expenditures	\$ 88,131	91,208	112,247	104,503	112,643	100%
Budget Funding Summary						
Tax Revenues	\$ -	-	-	-	-	0%
Non-Tax Revenues	87,925	71,244	107,500	107,610	112,828	100%
Cash from Reserves	206	19,964	4,747	-	-	0%
Total Funding	\$ 88,131	91,208	112,247	107,610	112,828	100%



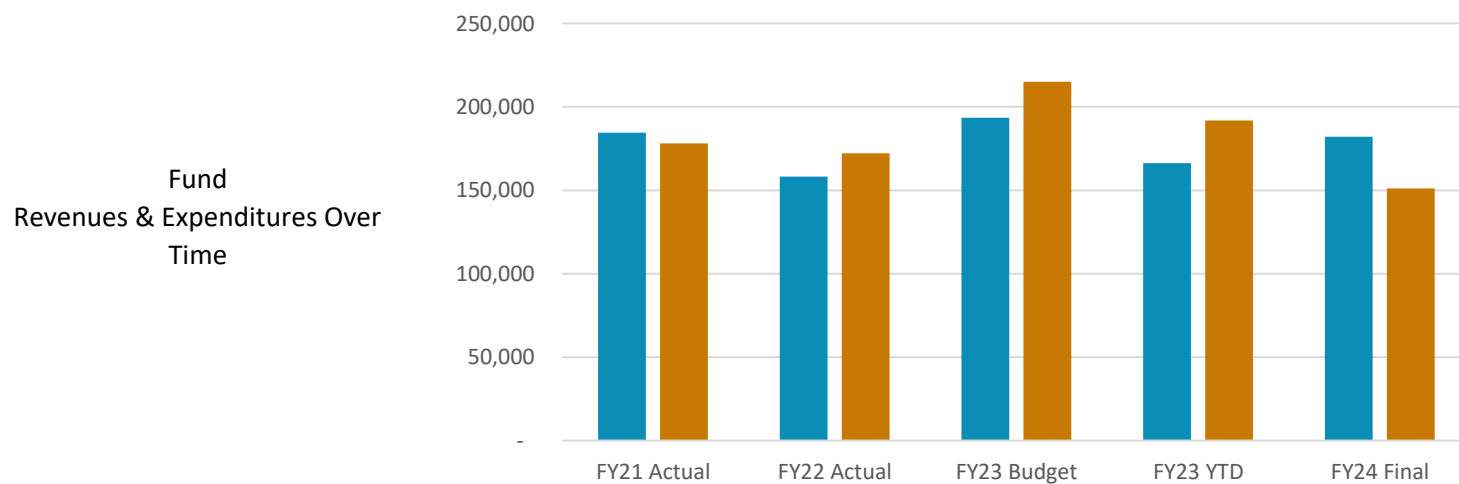


Special Revenue Fund

2382-SEARCH & RESCUE & 4620-CIP

SEARCH & RESCUE & CIP (subset of PCSO)

	Actual FY21	Actual FY22	Budget FY23	Yr to Date FY23	Final FY24	% of Total
Source of Revenues						
Taxes/Assessments	\$ 74,916	78,202	83,525	82,862	87,998	48%
Licenses and Permits	-	-	-	-	-	0%
Intergovernmental Revenue	19,100	6,171	6,372	6,372	6,531	4%
Charges for Services	-	-	-	-	-	0%
Fines and Forfeitures	-	-	-	-	-	0%
Miscellaneous Revenues	150	93	150	-	-	0%
Investments and Royalty	-	-	-	-	-	0%
Other/Transfers In	90,313	73,808	103,393	76,983	87,464	48%
Total Revenues	\$ 184,479	158,274	193,440	166,217	181,993	100%
Object of Expenditures						
Personnel Services	\$ 41,376	48,823	54,154	58,823	54,546	36%
Operating Expenditures	42,369	53,775	61,850	46,909	-	0%
Debt Service	70,469	69,617	68,889	68,889	81,526	54%
Capital Outlay	13,056	-	15,000	17,161	15,000	10%
Intergovernmental Transfers	10,700	-	15,000	-	-	0%
Total Expenditures	\$ 177,970	172,215	214,893	191,782	151,072	100%
Budget Funding Summary						
Tax Revenues	\$ 74,916	78,202	83,525	82,862	87,998	48%
Non-Tax Revenues	109,563	80,072	109,915	83,355	93,995	52%
Cash from Reserves	-	13,941	21,453	25,565	-	0%
Total Funding	\$ 184,479	172,215	214,893	191,782	181,993	100%



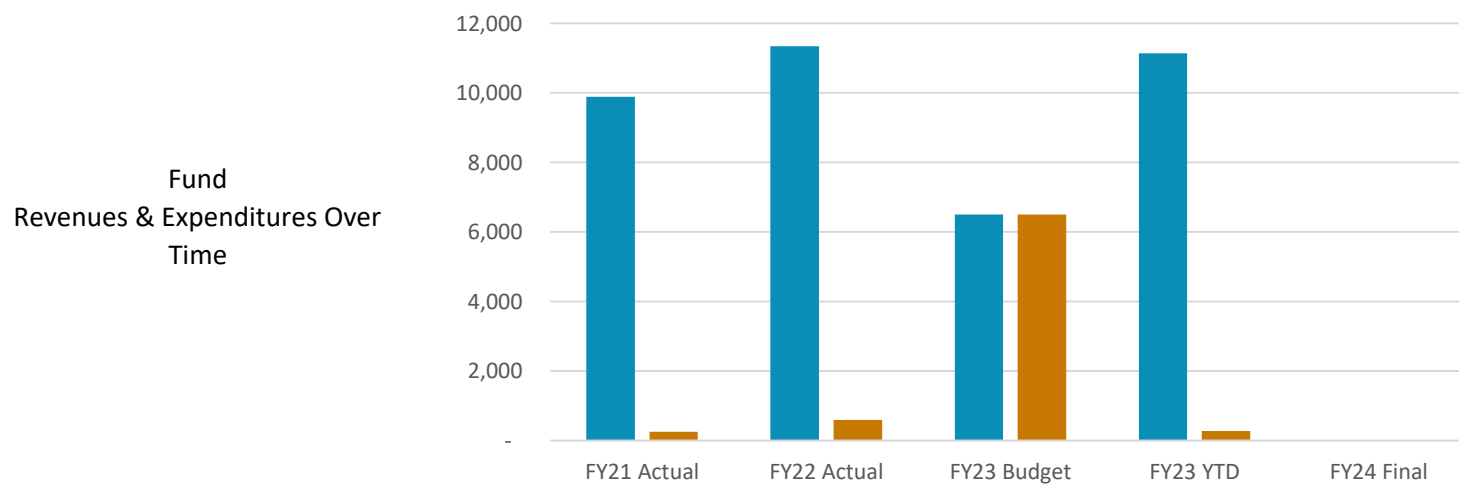


Special Revenue Fund

2384-JAIL COMMISSARY

JAIL COMMISSARY (subset of PCSO)

	Actual FY21	Actual FY22	Budget FY23	Yr to Date FY23	Final FY24	% of Total
Source of Revenues						
Taxes/Assessments	\$ -	-	-	-	-	0%
Licenses and Permits	-	-	-	-	-	0%
Intergovernmental Revenue	-	-	-	-	-	0%
Charges for Services	9,883	11,343	6,500	11,134	-	0%
Fines and Forfeitures	-	-	-	-	-	0%
Miscellaneous Revenues	-	-	-	-	-	0%
Investments and Royalty	-	-	-	-	-	0%
Other/Transfers In	-	-	-	-	-	0%
Total Revenues	\$ 9,883	11,343	6,500	11,134	-	0%
Object of Expenditures						
Personnel Services	\$ -	-	-	-	-	0%
Operating Expenditures	247	590	6,500	280	-	0%
Debt Service	-	-	-	-	-	0%
Capital Outlay	-	-	-	-	-	0%
Intergovernmental Transfers	-	-	-	-	-	0%
Total Expenditures	\$ 247	590	6,500	280	-	0%
Budget Funding Summary						
Tax Revenues	\$ -	-	-	-	-	0%
Non-Tax Revenues	9,883	11,343	6,500	11,134	-	0%
Cash from Reserves	-	-	-	-	-	0%
Total Funding	\$ 9,883	11,343	6,500	11,134	-	0%





Office of Emergency Management

Department Overview

The Park County Office of Emergency Management (OEM) is responsible for building and maintaining our local emergency management program; supporting the volunteer fire service; and providing leadership for the county safety program. The emergency management program goals are to build, sustain, and improve our ability to prepare for, protect against, respond to, recover from, and mitigate emergencies and disasters in Park County. OEM is the lead agency coordinating with a broad-based coalition of local, state and federal agencies and organizations involved in emergency preparedness and response. Park County OEM is responsible for the county emergency plans which are coordinated with our partners and the public through the Local Emergency Planning Committee (LEPC). These plans are tested through real-world events and planned exercises and then updated through an After-Action Review (AAR) process as part of a continuous cycle of improvement. OEM supports the volunteer fire service through the Fire Warden and coordination of the Park County Fire Council. OEM provides grant assistance, training, planning and operational support to the local fire departments. The Park County Safety Coordinator also works under the OEM and provides leadership for the county safety program which is responsible for safety planning, promotion, training, exercises and inspections. The goal of these efforts is to support safe and resilient communities prepared for emergencies and disasters.

Last Year in Review

Last year began with a Presidential Disaster Declaration for record flooding in 2022 and finished with another Presidential Disaster Declaration for record flooding in 2023. The Office of Emergency Management focused limited resources on coordinating and supporting the emergency flood response and the community recovery. The 2022 flooding impacted entire communities from Cooke City to Livingston. The 2023 Flooding primarily affected roads and bridges in the Shields Valley. Emergency Management worked with FEMA and SBA to provide recovery assistance to individuals and businesses. EM worked with the State on recovery services including Hazard Debris Removal Project and Crisis Counseling to provide mental health support services. We also worked with local non-profits to assess needs and coordinate public assistance.



Future Goals

Reflecting on our experience with multiple extraordinary disasters last year, we have prioritized updating plans and improving our Recovery capabilities. To accomplish this, the OEM will work closely with community partners to improve our COAD (Community Organizations Assisting in Disaster) and LEPC (Local Emergency Planning Committee).

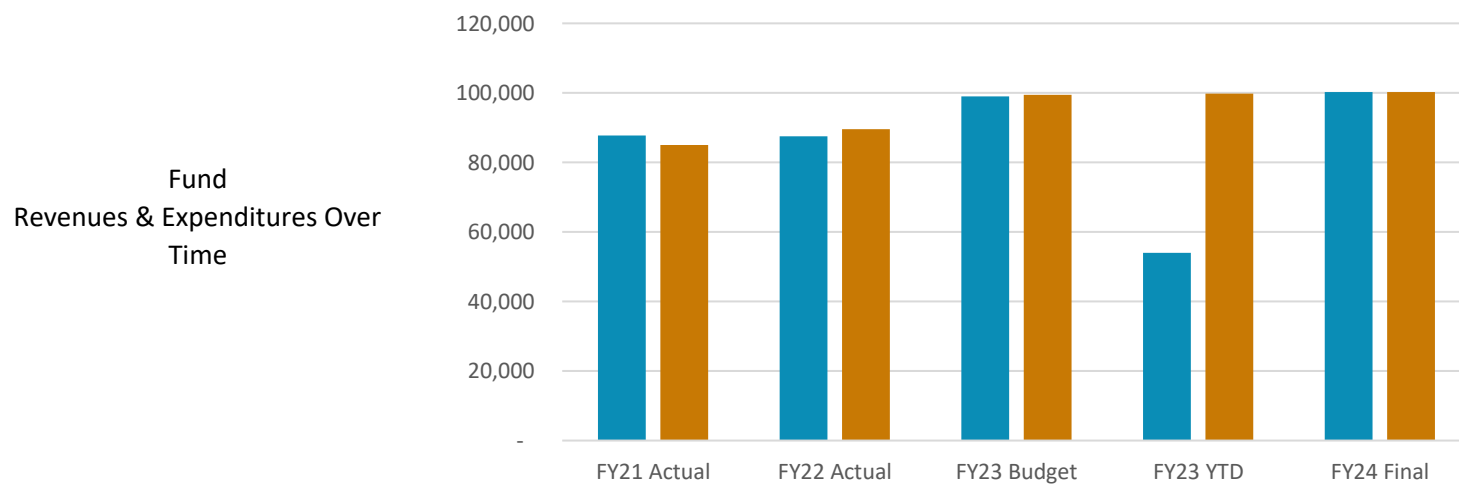


Special Revenue Fund

2958-EMERGENCY MANAGEMENT

EMERGENCY MANAGEMENT

	Actual FY21	Actual FY22	Budget FY23	Yr to Date FY23	Final FY24	% of Total
Source of Revenues						
Taxes/Assessments	\$ -	-	-	-	-	0%
Licenses and Permits	-	-	-	-	-	0%
Intergovernmental Revenue	37,497	37,500	45,000	-	41,250	41%
Charges for Services	-	-	-	-	-	0%
Fines and Forfeitures	-	-	-	-	-	0%
Miscellaneous Revenues	-	-	-	-	-	0%
Investments and Royalty	-	-	-	-	-	0%
Other/Transfers In	50,288	50,038	54,008	54,008	59,028	59%
Total Revenues	\$ 87,785	87,538	99,008	54,008	100,278	100%
Object of Expenditures						
Personnel Services	\$ 81,929	85,533	94,921	94,843	95,781	96%
Operating Expenditures	3,040	3,991	4,500	4,928	4,500	4%
Debt Service	-	-	-	-	-	0%
Capital Outlay	-	-	-	-	-	0%
Intergovernmental Transfers	-	-	-	-	-	0%
Total Expenditures	\$ 84,969	89,524	99,421	99,771	100,281	100%
Budget Funding Summary						
Tax Revenues	\$ -	-	-	-	-	0%
Non-Tax Revenues	87,785	87,538	99,008	54,008	100,278	100%
Cash from Reserves	-	1,986	413	45,763	3	0%
Total Funding	\$ 87,785	89,524	99,421	99,771	100,281	100%





911 Emergency Dispatch - Livingston

Overview

The 911 Emergency Dispatch operations services in Livingston and Park County are managed by the City of Livingston. Park County pays 50% of the dispatch center payroll and operations costs which it funds out of PILT. The Park County Treasurer's Office also collects state revenue from 911 taxes to support dispatch and communications towers' utilities and office equipment and software. The communications department functions as the central emergency services and 911center for Park County; receiving all calls for service and dispatching for the Livingston Police Department, Park County Sherriff's Office, Livingston Fire and Rescue, several Park County rural fire departments and many other local, state, and federal entities as needed. The communications department also maintains law enforcement and court related records and routinely retrieves NCIC/CJIN data for local law enforcement purposes.

Last Year in Review

- Handled 20,937 calls for Livingston Police Department, Park County Sherriff's Office, Livingston Fire and Rescue, several Park County rural fire departments and many other local, state, and federal entities as needed.
- Operated dispatch calls in a professional, efficient manner.
- Purchased a Law Enforcement Base Station to replace at North Side Hill Tower.
- Third Signal evaluated and corrected our wireless rerouting issues.

Future Goals

- Continue to operate efficiently and professionally.
- Increase staff.
- Complete equipment needs at backup location (SAR Building) to become a full backup system.
- Purchase a Fire Base Station to replace at North Side Hill Tower.

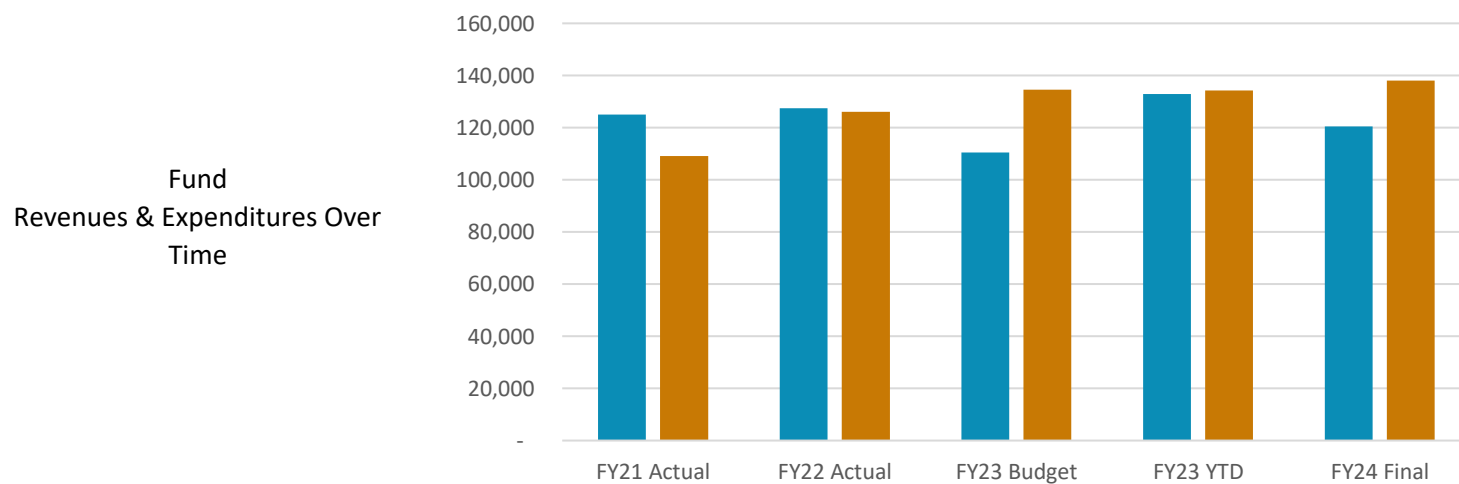


Special Revenue Fund

2850-911 EMERGENCY

911 EMERGENCY

	Actual FY21	Actual FY22	Budget FY23	Yr to Date FY23	Final FY24	% of Total
Source of Revenues						
Taxes/Assessments	\$ -	-	-	-	-	0%
Licenses and Permits	-	-	-	-	-	0%
Intergovernmental Revenue	124,775	127,064	110,000	129,667	120,000	100%
Charges for Services	-	-	-	-	-	0%
Fines and Forfeitures	-	-	-	-	-	0%
Miscellaneous Revenues	-	-	-	-	-	0%
Investments and Royalty	210	344	500	3,269	500	0%
Other/Transfers In	-	-	-	-	-	0%
Total Revenues	\$ 124,985	127,408	110,500	132,936	120,500	100%
Object of Expenditures						
Personnel Services	\$ -	-	-	-	-	0%
Operating Expenditures	94,315	126,068	128,530	134,204	132,030	96%
Debt Service	-	-	-	-	-	0%
Capital Outlay	14,790	-	6,000	-	6,000	4%
Intergovernmental Transfers	-	-	-	-	-	0%
Total Expenditures	\$ 109,105	126,068	134,530	134,204	138,030	100%
Budget Funding Summary						
Tax Revenues	\$ -	-	-	-	-	0%
Non-Tax Revenues	124,985	127,408	110,500	132,936	120,500	87%
Cash from Reserves	-	-	24,030	1,268	17,530	13%
Total Funding	\$ 124,985	127,408	134,530	134,204	138,030	100%





Ambulance - Livingston

Overview

The City of Livingston manages Ambulance operations services in Livingston and Park County. Park County transfers county only taxes and voted county wide taxes to the City of Livingston quarterly. Ambulance services are a joint operation with Livingston Fire & Rescue and is staffed with firefighter/paramedics providing the only all Critical Care Paramedic service within Montana.

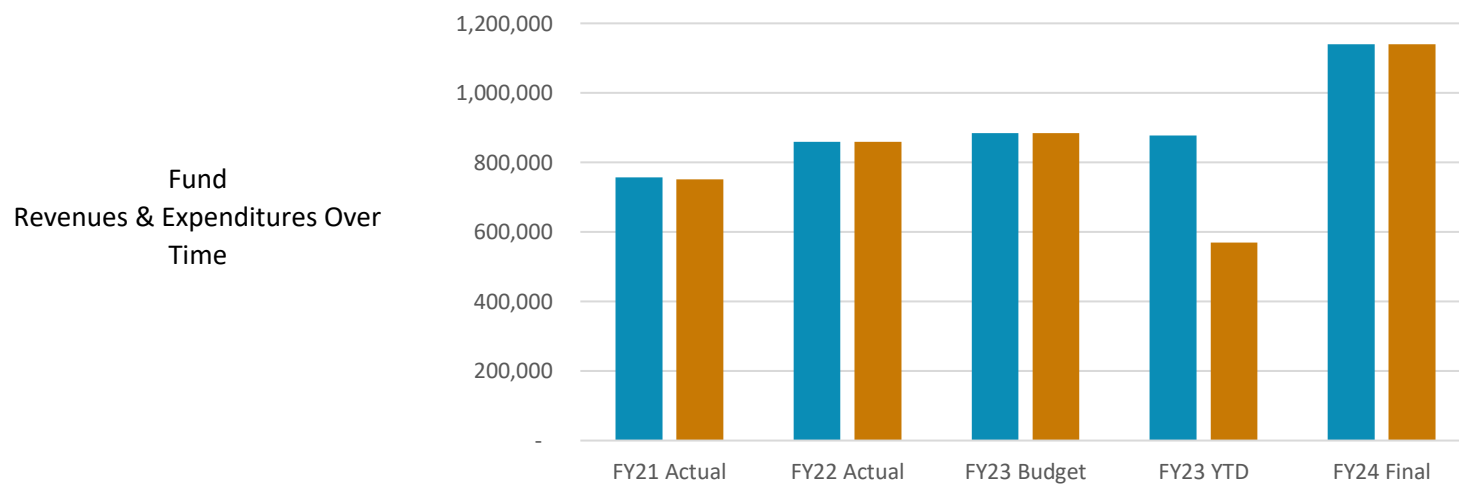


Special Revenue Fund

2230-AMBULANCE

AMBULANCE

	Actual FY21	Actual FY22	Budget FY23	Yr to Date FY23	Final FY24	% of Total
Source of Revenues						
Taxes/Assessments	\$ 747,195	849,998	874,339	867,432	1,130,263	99%
Licenses and Permits	-	-	-	-	-	0%
Intergovernmental Revenue	9,177	9,395	9,717	9,717	9,940	1%
Charges for Services	-	-	-	-	-	0%
Fines and Forfeitures	-	-	-	-	-	0%
Miscellaneous Revenues	-	-	-	-	-	0%
Investments and Royalty	-	-	-	-	-	0%
Other/Transfers In	-	-	-	-	-	0%
Total Revenues	\$ 756,372	859,393	884,056	877,149	1,140,203	100%
Object of Expenditures						
Personnel Services	\$ -	-	-	-	-	0%
Operating Expenditures	751,372	859,405	884,057	569,352	1,140,203	100%
Debt Service	-	-	-	-	-	0%
Capital Outlay	-	-	-	-	-	0%
Intergovernmental Transfers	-	-	-	-	-	0%
Total Expenditures	\$ 751,372	859,405	884,057	569,352	1,140,203	100%
Budget Funding Summary						
Tax Revenues	\$ 747,195	849,998	874,339	867,432	1,130,263	99%
Non-Tax Revenues	9,177	9,395	9,717	9,717	9,940	1%
Cash from Reserves	-	12	1	-	-	0%
Total Funding	\$ 756,372	859,405	884,057	877,149	1,140,203	100%



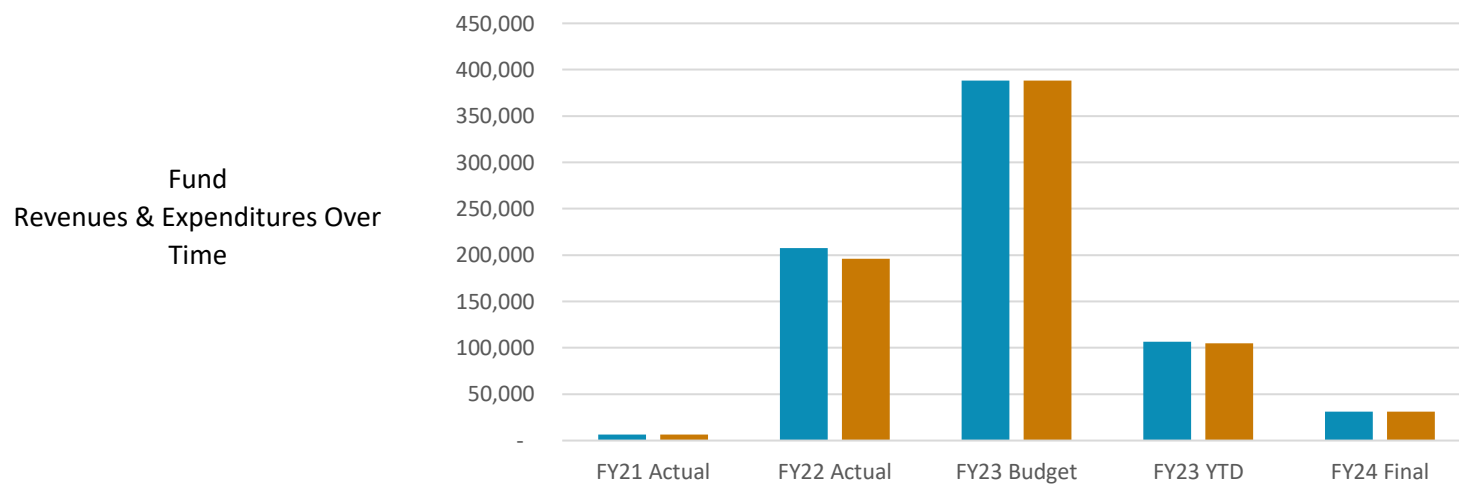


Special Revenue Fund

2927-HOMELAND SECURITY

HOMELAND SECURITY

	Actual FY21	Actual FY22	Budget FY23	Yr to Date FY23	Final FY24	% of Total
Source of Revenues						
Taxes/Assessments	\$ -	-	-	-	-	0%
Licenses and Permits	-	-	-	-	-	0%
Intergovernmental Revenue	6,200	199,393	388,160	16,371	31,300	100%
Charges for Services	-	-	-	-	-	0%
Fines and Forfeitures	-	-	-	-	-	0%
Miscellaneous Revenues	-	-	-	-	-	0%
Investments and Royalty	-	-	-	-	-	0%
Other/Transfers In	245	8,271	-	90,296	-	0%
Total Revenues	\$ 6,445	207,664	388,160	106,667	31,300	100%
Object of Expenditures						
Personnel Services	\$ -	-	-	-	-	0%
Operating Expenditures	-	25,792	388,160	15,668	31,300	100%
Debt Service	-	-	-	-	-	0%
Capital Outlay	6,445	170,303	-	89,257	-	0%
Intergovernmental Transfers	-	-	-	-	-	0%
Total Expenditures	\$ 6,445	196,095	388,160	104,925	31,300	100%
Budget Funding Summary						
Tax Revenues	\$ -	-	-	-	-	0%
Non-Tax Revenues	6,445	207,664	388,160	106,667	31,300	100%
Cash from Reserves	-	-	-	-	-	0%
Total Funding	\$ 6,445	207,664	388,160	106,667	31,300	100%



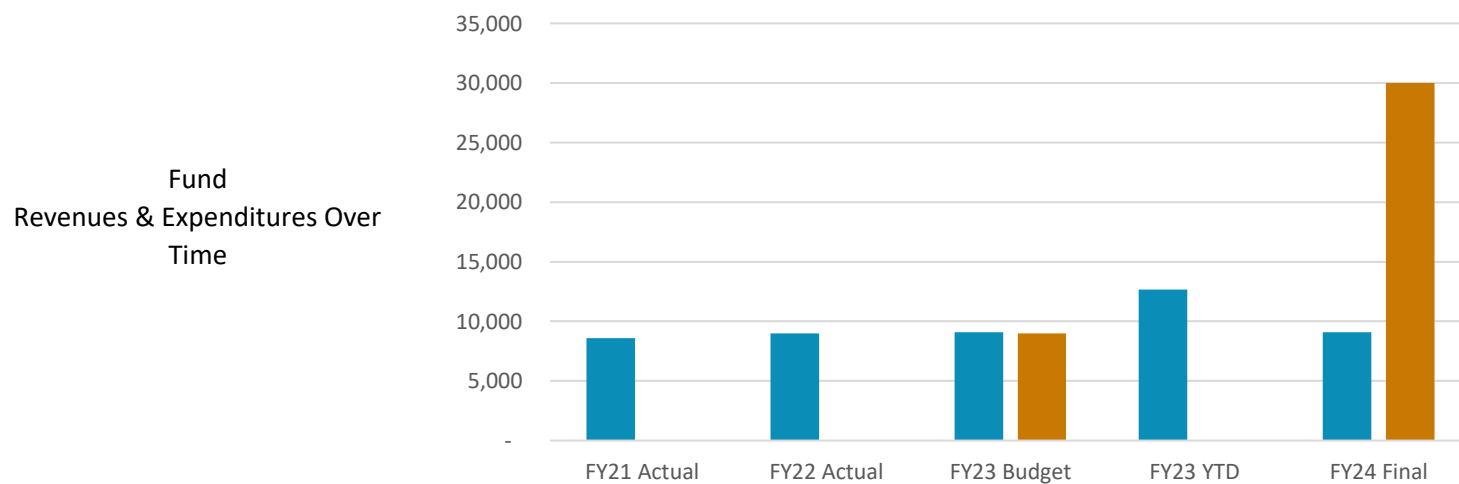


Special Revenue Fund

2852-911 GARDINER

911 GARDINER

	Actual FY21	Actual FY22	Budget FY23	Yr to Date FY23	Final FY24	% of Total
Source of Revenues						
Taxes/Assessments	\$ -	-	-	-	-	0%
Licenses and Permits	-	-	-	-	-	0%
Intergovernmental Revenue	8,475	8,808	9,000	10,136	9,000	99%
Charges for Services	-	-	-	-	-	0%
Fines and Forfeitures	-	-	-	-	-	0%
Miscellaneous Revenues	-	-	-	-	-	0%
Investments and Royalty	105	191	100	2,539	100	1%
Other/Transfers In	-	-	-	-	-	0%
Total Revenues	\$ 8,580	8,999	9,100	12,675	9,100	100%
Object of Expenditures						
Personnel Services	\$ -	-	-	-	-	0%
Operating Expenditures	-	-	9,000	-	30,000	100%
Debt Service	-	-	-	-	-	0%
Capital Outlay	-	-	-	-	-	0%
Intergovernmental Transfers	-	-	-	-	-	0%
Total Expenditures	\$ -	-	9,000	-	30,000	100%
Budget Funding Summary						
Tax Revenues	\$ -	-	-	-	-	0%
Non-Tax Revenues	8,580	8,999	9,100	12,675	9,100	30%
Cash from Reserves	-	-	-	-	20,900	70%
Total Funding	\$ 8,580	8,999	9,100	12,675	30,000	100%



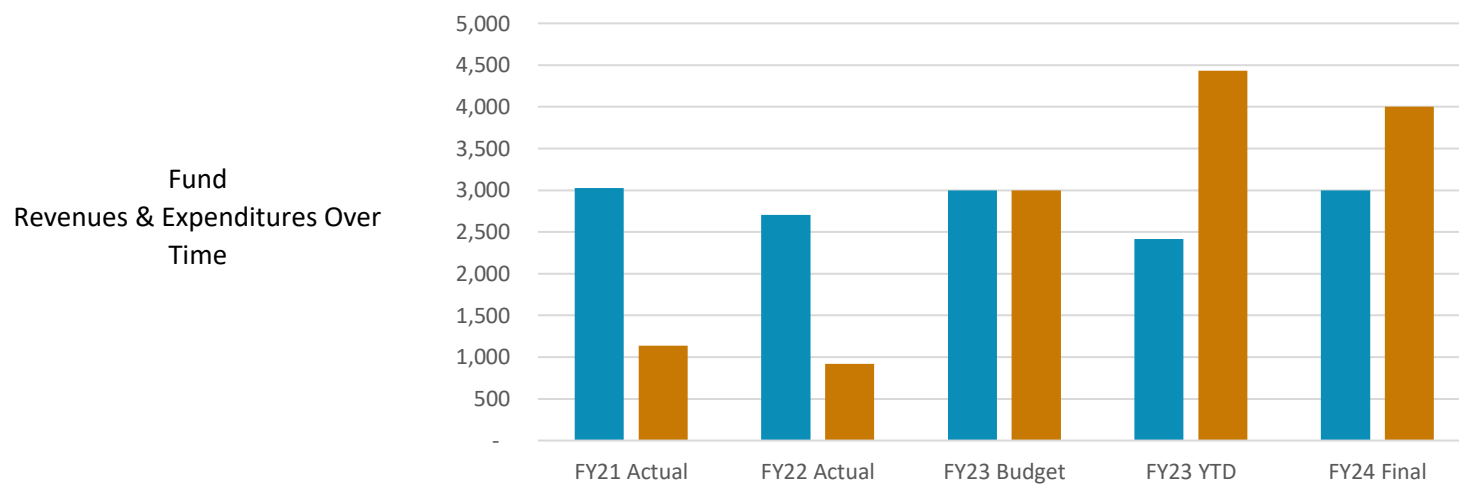


Special Revenue Fund

2340-FIRE CONTROL / COUNCIL

FIRE CONTROL / COUNCIL

	Actual FY21	Actual FY22	Budget FY23	Yr to Date FY23	Final FY24	% of Total
Source of Revenues						
Taxes/Assessments	\$ -	-	-	-	-	0%
Licenses and Permits	3,024	2,706	3,000	2,413	3,000	100%
Intergovernmental Revenue	-	-	-	-	-	0%
Charges for Services	-	-	-	-	-	0%
Fines and Forfeitures	-	-	-	-	-	0%
Miscellaneous Revenues	-	-	-	-	-	0%
Investments and Royalty	-	-	-	-	-	0%
Other/Transfers In	-	-	-	-	-	0%
Total Revenues	\$ 3,024	2,706	3,000	2,413	3,000	100%
Object of Expenditures						
Personnel Services	\$ -	-	-	-	-	0%
Operating Expenditures	1,136	918	3,000	4,430	4,000	100%
Debt Service	-	-	-	-	-	0%
Capital Outlay	-	-	-	-	-	0%
Intergovernmental Transfers	-	-	-	-	-	0%
Total Expenditures	\$ 1,136	918	3,000	4,430	4,000	100%
Budget Funding Summary						
Tax Revenues	\$ -	-	-	-	-	0%
Non-Tax Revenues	3,024	2,706	3,000	2,413	3,000	75%
Cash from Reserves	-	-	-	2,017	1,000	25%
Total Funding	\$ 3,024	2,706	3,000	4,430	4,000	100%



PUBLIC WORKS



PARK
COUNTY

MONTANA

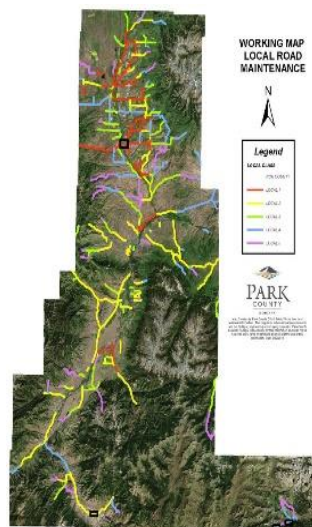
Overview of Public Works

Summary of Public Works

Public Works activity includes the Public Works Department consisting of Road, Bridge, Weed, Mosquito, Junk Vehicle, Landfill and Refuse. The Public Works Department is also responsible for three lighting districts and the Chicory RID. Other funds included in the overall Public Works activities include the Airport, the Floodplain portion of Planning, Noxious Weed Grants administered by the MSU Extension office, and the BN fund activity for Federal Lands Access Program (FLAP).

Public Works Department

The Public Works Department portion of activities maintains Park County infrastructure through various departments: Road, Bridge, Refuse, Weed Control, Junk Vehicle Program, Mosquito Control (included in the Public Health activity section), Trails & Park, Building & Facility Maintenance and Capital Improvement Projects. Proportionate transfers to the General fund for the Public Works Director position come from the Road, Bridge, Weed and Refuse Funds.



Concurrent with use of the City of Livingston’s transfer station, operations at Park County landfill were greatly reduced. In 2017, Park County finalized the full closure of the landfill with the Montana Department of Environmental Quality. There will be ongoing monitoring expenditures.



General Fund Expenditures by Department (Portion of Public Works)

		1000-030-Public Works Administration				
		Actual FY21	Actual FY22	Budget FY23	Yr to Date FY23	Final FY24
Object of Expenditures						
Personnel Services	\$	96,869	112,792	122,934	133,431	136,746
Operating Expenditures		5,365	4,810	12,950	6,501	12,950
Debt Service		-	-	-	-	-
Capital Outlay		-	-	-	-	-
Transfer Out		-	-	-	-	-
Total Expenditures	\$	102,234	117,602	135,884	139,932	149,696
% of Total General Fund Expenditures		3%	3%	3%	3%	3%



Road & Bridge

Department Overview

The Road & Bridge department is responsible for maintaining 873 miles of County roads and 66 bridges within the County. Road and bridge maintenance includes, but is not limited to: road repair, bridge repair, snow removal, right-of-way maintenance, paving, project updates, graveling, grading, and dust abatement. Roads are classified and maintained using an annual schedule. Bridges are evaluated and prioritized for service and safety.

Last Year in Review

- Repaired bridge abutment on Corwin Springs Bridge
- Emergency response to 500-year flood on Yellowstone River
- Emergency Response to 500-year flood on Shields River
- Repaired Shields River Road Bridge over Flathead Creek
- Finished Paving Old Clyde Park Road
- Paved Billman Lane, Canyon View, Miller Drive, Loves Lane, West Grannis.
- Ordered Steel Structure for replacement of Carbella Bridge
- Recycled Pine Creek Road and Shield River Road
- Purchased new graders
- Asphalt road pothole repairs
- Maintained summer blading routes and winter plow routes

Future Goals

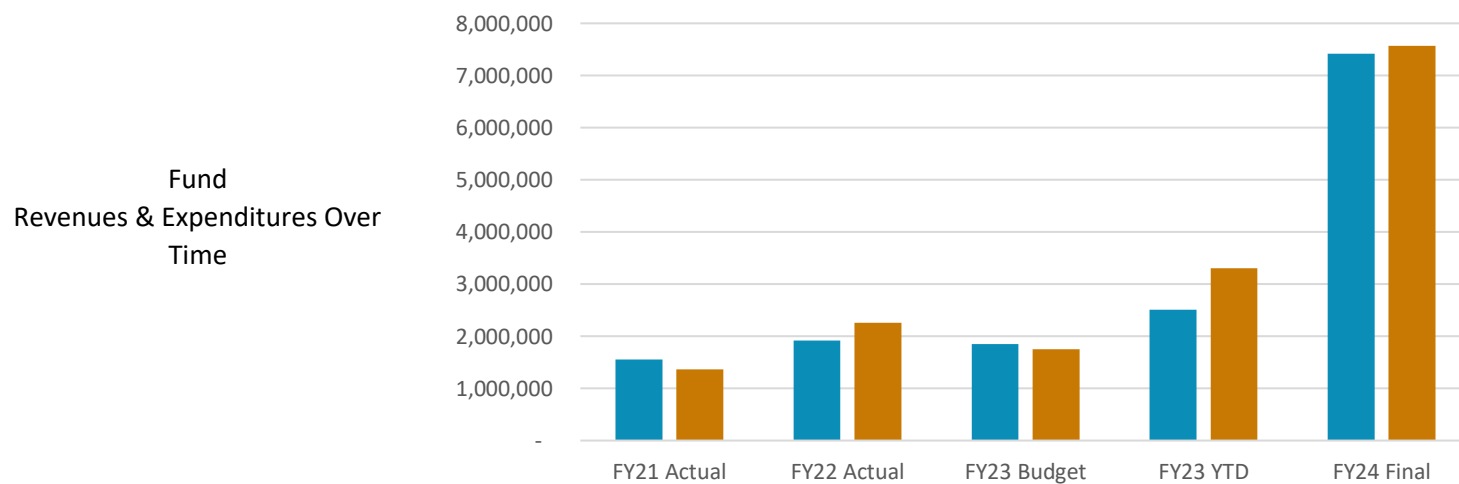
- Repair and replace bridges and roads along Main Boulder Road
- Gravel project on Swingly Road
- Repair scour on Main Boulder Bridge
- Replace deck on Main Boulder Bridge
- Replace Girders and Deck on Enyart Lane BRidge
- Replace bridge on Hammond Creek Road over Rock Creek using MCEP funding
- Gravel recycling project on Old Yellowstone Trail North and Trail Creek
- Gravel and culvert project on Main Boulder Road



Special Revenue Fund 2110-ROAD

ROAD (subset of PW Dept)

	Actual FY21	Actual FY22	Budget FY23	Yr to Date FY23	Final FY24	% of Total
Source of Revenues						
Taxes/Assessments	\$ 531,315	553,351	585,909	579,343	616,932	8%
Licenses and Permits	12,053	7,428	12,500	3,500	12,500	0%
Intergovernmental Revenue	549,299	687,252	563,009	1,157,909	4,820,262	65%
Charges for Services	215	25,834	-	41,028	-	0%
Fines and Forfeitures	-	-	-	-	-	0%
Miscellaneous Revenues	368	9,723	71,000	24,340	50,000	1%
Investments and Royalty	-	-	-	-	-	0%
Other/Transfers In	460,086	636,113	615,306	700,141	1,914,659	26%
Total Revenues	\$ 1,553,336	1,919,701	1,847,724	2,506,261	7,414,353	100%
Object of Expenditures						
Personnel Services	\$ 584,059	564,072	687,396	675,103	832,674	11%
Operating Expenditures	672,488	833,188	845,600	1,505,792	673,300	9%
Debt Service	57,066	82,685	157,835	82,835	251,384	3%
Capital Outlay	-	24,011	-	1,009,509	4,100,000	54%
Intergovernmental Transfers	52,906	755,101	62,000	28,439	1,711,168	23%
Total Expenditures	\$ 1,366,519	2,259,057	1,752,831	3,301,678	7,568,526	100%
Budget Funding Summary						
Tax Revenues	\$ 531,315	553,351	585,909	579,343	616,932	8%
Non-Tax Revenues	1,022,021	1,366,350	1,261,815	1,926,918	6,797,421	90%
Cash from Reserves	-	339,356	-	795,417	154,173	2%
Total Funding	\$ 1,553,336	2,259,057	1,847,724	3,301,678	7,568,526	100%

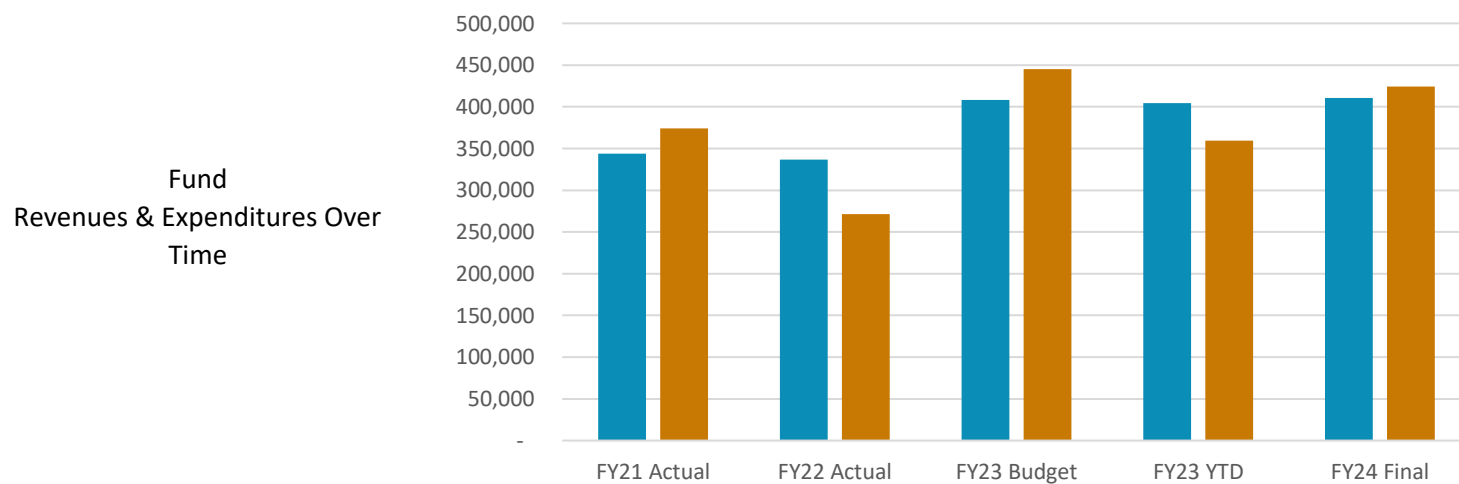




Special Revenue Fund 2130-BRIDGE

BRIDGE (subset of PW Dept)

	Actual FY21	Actual FY22	Budget FY23	Yr to Date FY23	Final FY24	% of Total
Source of Revenues						
Taxes/Assessments	\$ 260,937	258,746	327,418	323,643	316,244	77%
Licenses and Permits	-	-	-	-	-	0%
Intergovernmental Revenue	16,252	16,633	17,177	17,177	17,605	4%
Charges for Services	-	-	-	-	-	0%
Fines and Forfeitures	-	-	-	-	-	0%
Miscellaneous Revenues	-	-	-	-	-	0%
Investments and Royalty	-	-	-	-	-	0%
Other/Transfers In	66,387	61,330	63,366	63,366	76,705	19%
Total Revenues	\$ 343,576	336,709	407,961	404,186	410,554	100%
Object of Expenditures						
Personnel Services	\$ 195,031	128,296	230,514	177,979	165,535	39%
Operating Expenditures	69,316	40,152	47,200	115,981	71,000	17%
Debt Service	38,533	38,538	38,595	38,595	57,539	14%
Capital Outlay	-	-	-	-	-	0%
Intergovernmental Transfers	71,320	64,481	129,000	27,056	130,128	31%
Total Expenditures	\$ 374,200	271,467	445,309	359,611	424,202	100%
Budget Funding Summary						
Tax Revenues	\$ 260,937	258,746	327,418	323,643	316,244	75%
Non-Tax Revenues	82,639	77,963	80,543	80,543	94,310	22%
Cash from Reserves	30,624	-	37,348	-	13,648	3%
Total Funding	\$ 374,200	336,709	445,309	404,186	424,202	100%



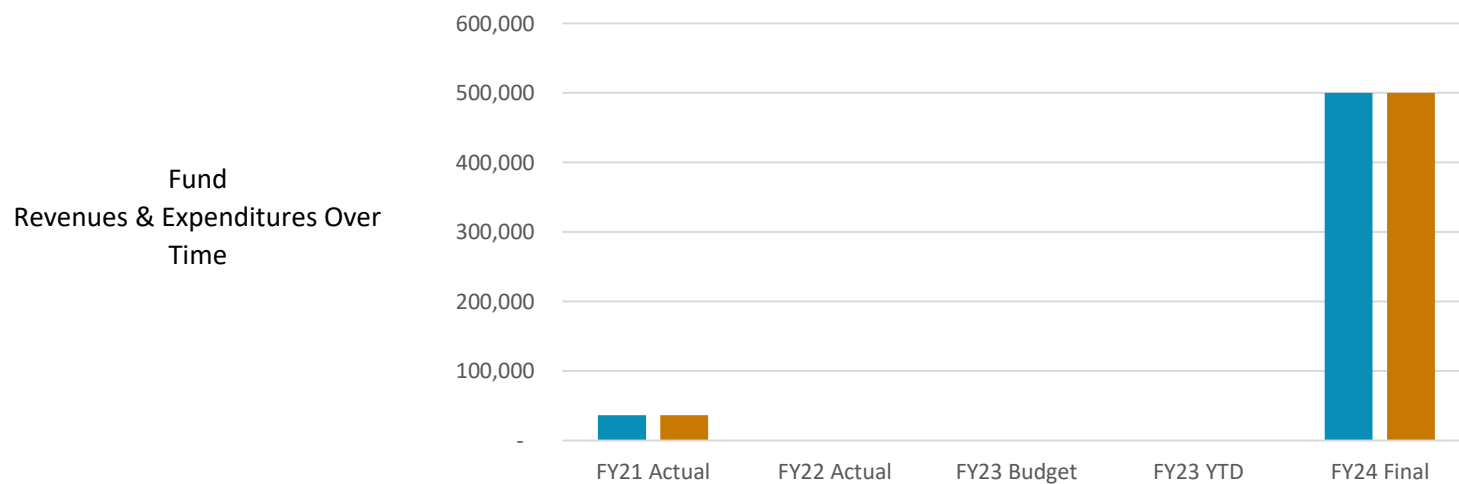


Capital Improvement Fund

4010-ROAD & BRIDGE CIP

ROAD & BRIDGE CIP (subset of PW Dept)

	Actual FY21	Actual FY22	Budget FY23	Yr to Date FY23	Final FY24	% of Total
Source of Revenues						
Taxes/Assessments	\$ -	-	-	-	-	0%
Licenses and Permits	-	-	-	-	-	0%
Intergovernmental Revenue	-	-	-	-	300,000	60%
Charges for Services	-	-	-	-	-	0%
Fines and Forfeitures	-	-	-	-	-	0%
Miscellaneous Revenues	10,000	-	-	-	-	0%
Investments and Royalty	-	-	-	-	-	0%
Other/Transfers In	26,234	-	-	-	200,000	40%
Total Revenues	\$ 36,234	-	-	-	500,000	100%
Object of Expenditures						
Personnel Services	\$ -	-	-	-	-	0%
Operating Expenditures	-	-	-	-	200,000	40%
Debt Service	-	-	-	-	-	0%
Capital Outlay	36,234	-	-	-	300,000	60%
Intergovernmental Transfers	-	-	-	-	-	0%
Total Expenditures	\$ 36,234	-	-	-	500,000	100%
Budget Funding Summary						
Tax Revenues	\$ -	-	-	-	-	0%
Non-Tax Revenues	36,234	-	-	-	500,000	100%
Cash from Reserves	-	-	-	-	-	0%
Total Funding	\$ 36,234	-	-	-	500,000	100%



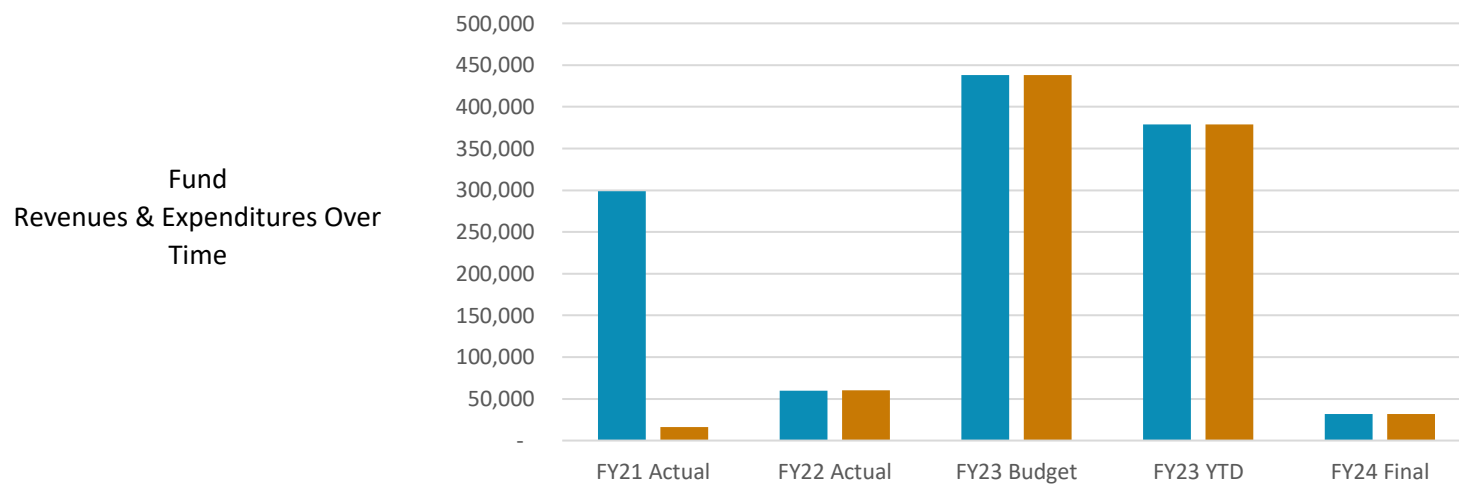


Capital Improvement Fund

4011-RD & BR EQUIP CIP

ROAD & BRIDGE CAP EQUIP (subset of PW Dept)

	Actual FY21	Actual FY22	Budget FY23	Yr to Date FY23	Final FY24	% of Total
Source of Revenues						
Taxes/Assessments	\$ -	-	-	-	-	0%
Licenses and Permits	-	-	-	-	-	0%
Intergovernmental Revenue	-	-	-	-	-	0%
Charges for Services	-	-	-	-	-	0%
Fines and Forfeitures	-	-	-	-	-	0%
Miscellaneous Revenues	-	-	-	-	-	0%
Investments and Royalty	-	-	-	-	-	0%
Other/Transfers In	28,800	743,144	505,000	-	1,581,040	100%
Total Revenues	\$ 28,800	743,144	505,000	-	1,581,040	100%
Object of Expenditures						
Personnel Services	\$ -	-	-	-	-	0%
Operating Expenditures	-	-	-	-	-	0%
Debt Service	-	-	-	-	-	0%
Capital Outlay	28,800	588,070	505,000	1,234,636	1,581,040	100%
Intergovernmental Transfers	-	-	-	-	-	0%
Total Expenditures	\$ 28,800	588,070	505,000	1,234,636	1,581,040	100%
Budget Funding Summary						
Tax Revenues	\$ -	-	-	-	-	0%
Non-Tax Revenues	28,800	743,144	505,000	-	1,581,040	100%
Cash from Reserves	-	-	-	1,234,636	-	0%
Total Funding	\$ 28,800	743,144	505,000	1,234,636	1,581,040	100%





This page intentionally left blank.



Junk Vehicle

Department Overview

Enacted in 1973, the Montana Motor Vehicle Recycling and Disposal Act, commonly known as the Junk Vehicle Law, addresses junk vehicles on private property. The definition of a junk vehicle, including component parts is as follows:

- A vehicle that is discarded, ruined, wrecked, or dismantled;
- A vehicle that remains inoperative or incapable of being driven.
- A vehicle that is not lawfully and validly licensed. If a vehicle is permanently registered, but meets the criteria for a junk vehicle, the vehicle is a junk vehicle.

A vehicle must meet all of the above to qualify as a junk vehicle. Paid for through Montana vehicle licensing fees, the Junk Vehicle Program provides the public with free removal of junk vehicles yearlong, access withholding. The Junk Vehicle Program's jurisdiction on private property is the removal of vehicles that are surrendered only by *the owner* of the vehicle.

Last Year in Review

- Retrieved junk vehicles throughout Park County.
- Inspected the two salvage yards in Park County.
- Maintained junk vehicle equipment.
- Purchased a used roll-back wrecker for safer vehicle retrieval and transport.
- Junk Vehicle Graveyard reached capacity, DEQ requested bids for crushing. Bid winner crushed and removed all vehicles from the Park County Junk Vehicle Graveyard in early July, 2022..

Future Goals

- Continue to retrieve junk vehicles throughout Park County in a timely manner.
- Conduct an annual inspection of two salvage yards.
- Maintain junk vehicle equipment.
- Set aside funds for future building, vehicle and equipment replacement and additions.
- Provide more public outreach for program awareness.
- Explore alternatives to maintaining Junk Vehicle Graveyard in the county, such as direct tow to recycling yard

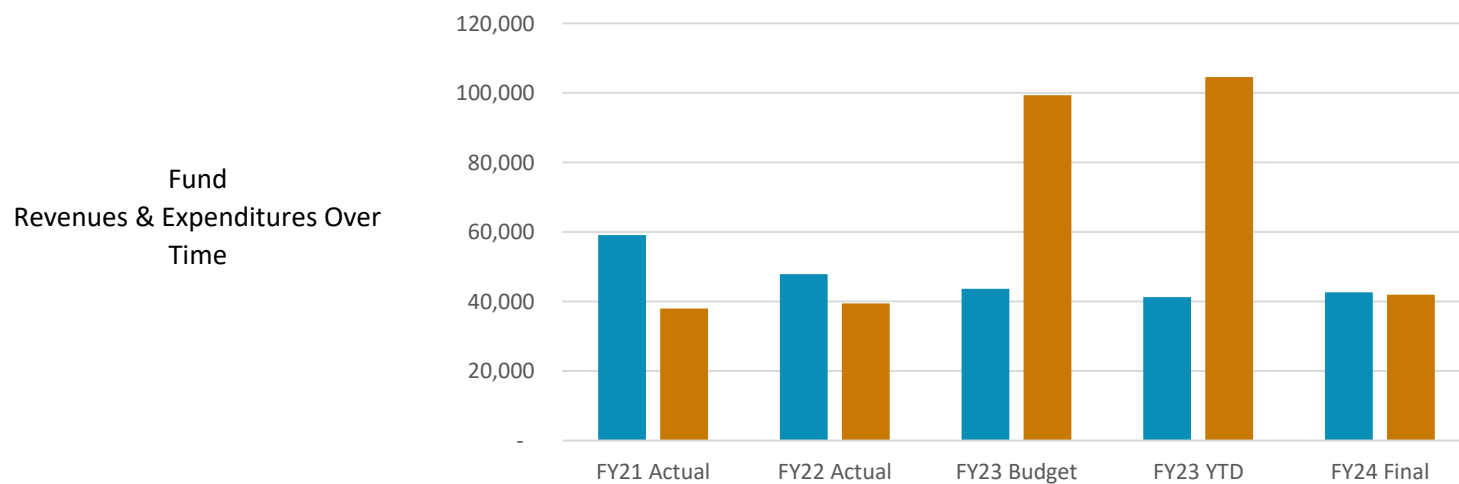


Special Revenue Fund

2830-JUNK VEHICLE & 4020-CIP

JUNK VEHICLE GRANT & CIP (subset of PW Dept)

	Actual FY21	Actual FY22	Budget FY23	Yr to Date FY23	Final FY24	% of Total
Source of Revenues						
Taxes/Assessments	\$ -	-	-	-	-	0%
Licenses and Permits	-	-	-	-	-	0%
Intergovernmental Revenue	37,795	39,406	39,405	41,042	42,000	99%
Charges for Services	-	-	-	-	-	0%
Fines and Forfeitures	-	-	-	-	-	0%
Miscellaneous Revenues	-	-	-	-	-	0%
Investments and Royalty	94	210	200	224	-	0%
Other/Transfers In	21,258	8,258	4,000	-	614	1%
Total Revenues	\$ 59,147	47,874	43,605	41,266	42,614	100%
Object of Expenditures						
Personnel Services	\$ 12,877	19,585	21,661	24,557	26,776	64%
Operating Expenditures	4,547	10,122	13,650	10,025	14,610	35%
Debt Service	-	1,440	-	-	-	0%
Capital Outlay	-	-	60,000	70,000	-	0%
Intergovernmental Transfers	20,521	8,258	4,000	-	614	1%
Total Expenditures	\$ 37,945	39,405	99,311	104,582	42,000	100%
Budget Funding Summary						
Tax Revenues	\$ -	-	-	-	-	0%
Non-Tax Revenues	59,147	47,874	43,605	41,266	42,614	100%
Cash from Reserves	-	-	55,706	63,316	-	0%
Total Funding	\$ 59,147	47,874	99,311	104,582	42,614	100%





Weed

Department Overview

The Park County Weed District is responsible for controlling noxious weeds on County rights-of-way. The Park County Weed District aids other state agencies with noxious weed management on their properties through annual contracts. The District abides by the Montana State Noxious Weed Law, the Montana Noxious Weed Plan, and the Park County Noxious Weed Plan. The weed district operates in accordance with the EPA label requirements of herbicides used for operation. The Park County Weed District acts as one of the primary educational resources for noxious weed identification and management. The weed district conduct property site visits and develop noxious weed management plans for property owners. The Park County Weed District is responsible for the enforcement of noxious weed management on all property within Park County. The Weed District participates in annual noxious weed conferences for industry development, innovation updates, public education development, professional development, and noxious weed updates. The Weed District actively participates with our local Cooperative Weed Management Area.

Last Year in Review

- All Park County rights-of-way were sprayed in addition to providing spray services to the Montana Department of Transportation and Montana Fish, Wildlife and Parks
- Educational programs and outreach conducted for the public at the Park County Ag Fair, and other events
- Landowner assistance with noxious weed identification, management, and enforcement issues.
- Tordon 22K sold to landowners through a cost-share program.
- Noxious Weed Seed Free Forage for the State of Montana inspected.
- Worked with noncompliant landowners.
- Aided other state agencies with noxious weed education and advice, including site visits.
- Gravel pits in Park County inspected for noxious weeds.
- Spray equipment rentals provided to those in need.
- Maintained all weed equipment.
- Actively participated with the local CWMA—including writing Noxious Weed Trust Fund grants.

Future Goals

- Continue noxious weed awareness programs for the public in Park County.
- Continue herbicide cost-share program.
- Spray all Park County right-of-ways.
- Run the Noxious Weed Seed Free Forage program.
- Inspect all gravel pits in Park County for noxious weeds.
- Maintain all weed equipment.
- Set aside funds for weed equipment and building upgrades, replacements, and additions.
- Attend continuing education training for noxious weeds and professional development.
- Incorporate the use of GIS into program operations.
- Develop a self-sustaining rental program.
- Develop 'weed management tips' for education.
- Continue active participation with the local CWMA.

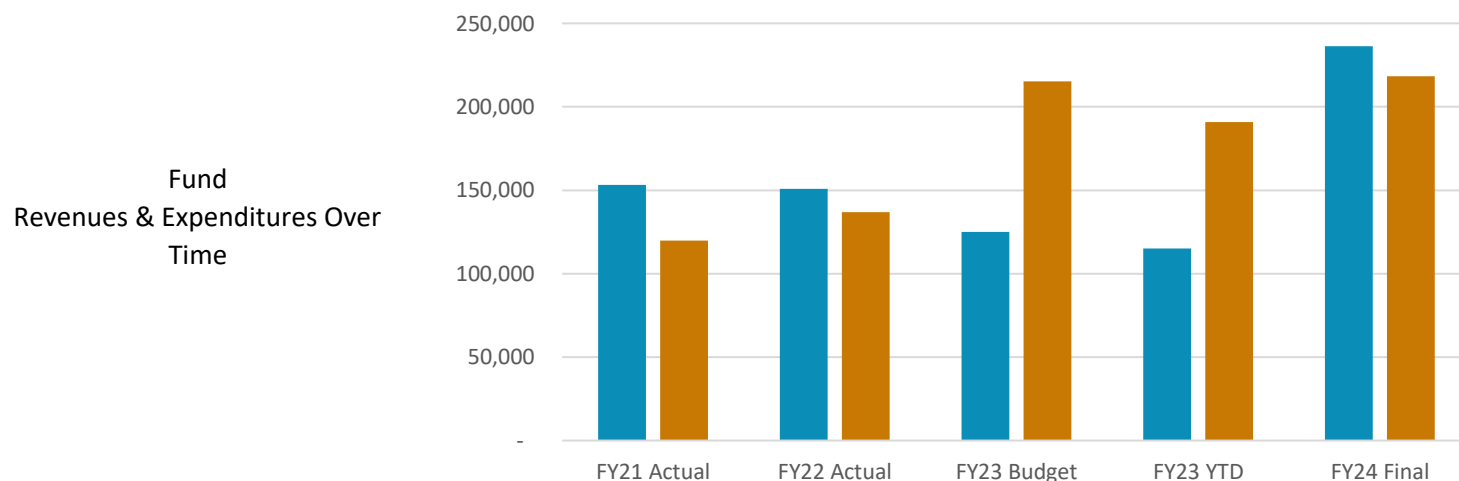


Special Revenue Fund

2140-WEED & 4070-CIP

WEED & CIP (subset of PW Dept)

	Actual FY21	Actual FY22	Budget FY23	Yr to Date FY23	Final FY24	% of Total
Source of Revenues						
Taxes/Assessments	\$ 86,912	103,141	50,115	51,275	146,664	62%
Licenses and Permits	-	-	-	-	-	0%
Intergovernmental Revenue	7,358	9,316	7,776	9,628	7,970	3%
Charges for Services	53,092	32,467	56,500	46,363	54,500	23%
Fines and Forfeitures	-	-	-	-	-	0%
Miscellaneous Revenues	-	-	-	-	-	0%
Investments and Royalty	142	221	300	1,495	-	0%
Other/Transfers In	5,801	5,801	10,305	6,305	27,229	12%
Total Revenues	\$ 153,305	150,946	124,996	115,066	236,363	100%
Object of Expenditures						
Personnel Services	\$ 54,411	79,880	93,851	99,671	111,675	51%
Operating Expenditures	58,312	48,418	77,390	52,890	79,000	36%
Debt Service	-	1,440	-	-	-	0%
Capital Outlay	-	-	40,000	30,599	-	0%
Intergovernmental Transfers	7,027	7,069	4,000	7,764	27,532	13%
Total Expenditures	\$ 119,750	136,807	215,241	190,924	218,207	100%
Budget Funding Summary						
Tax Revenues	\$ 86,912	103,141	50,115	51,275	146,664	62%
Non-Tax Revenues	66,393	47,805	74,881	63,791	89,699	38%
Cash from Reserves	-	-	90,245	75,858	-	0%
Total Funding	\$ 153,305	150,946	215,241	190,924	236,363	100%



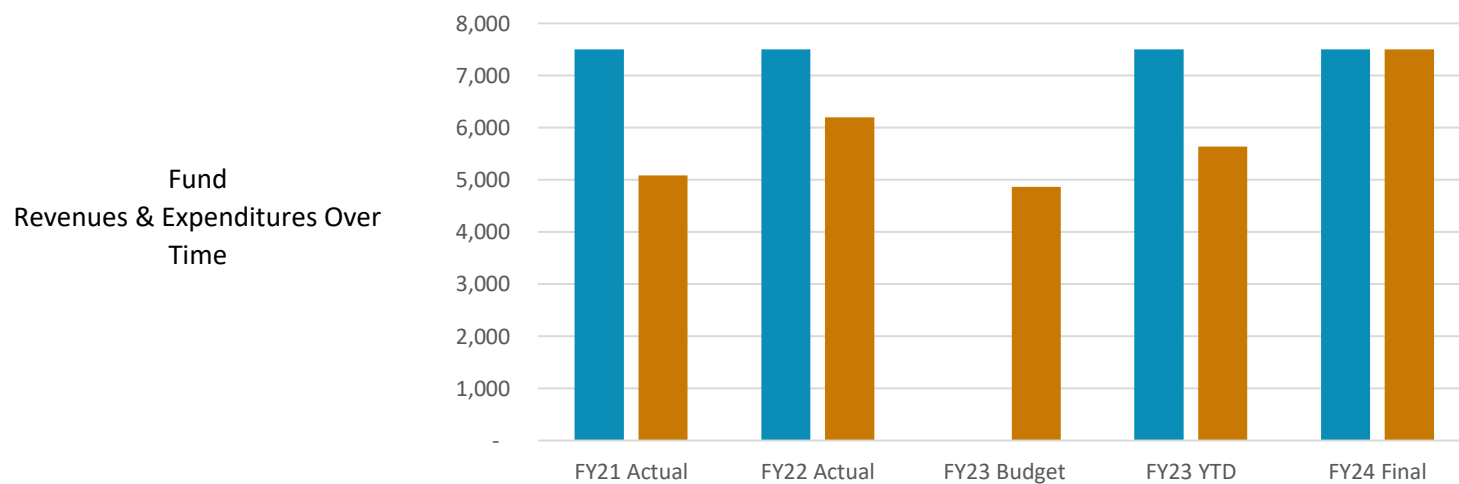


Special Revenue Fund

2840-WEED GRANT

WEED GRANT (subset of PW Dept)

	Actual FY21	Actual FY22	Budget FY23	Yr to Date FY23	Final FY24	% of Total
Source of Revenues						
Taxes/Assessments	\$ -	-	-	-	-	0%
Licenses and Permits	-	-	-	-	-	0%
Intergovernmental Revenue	7,500	7,500	-	7,500	7,500	100%
Charges for Services	-	-	-	-	-	0%
Fines and Forfeitures	-	-	-	-	-	0%
Miscellaneous Revenues	-	-	-	-	-	0%
Investments and Royalty	-	-	-	-	-	0%
Other/Transfers In	-	-	-	-	-	0%
Total Revenues	\$ 7,500	7,500	-	7,500	7,500	100%
Object of Expenditures						
Personnel Services	\$ -	-	-	-	-	0%
Operating Expenditures	5,085	6,198	4,865	5,637	7,500	100%
Debt Service	-	-	-	-	-	0%
Capital Outlay	-	-	-	-	-	0%
Intergovernmental Transfers	-	-	-	-	-	0%
Total Expenditures	\$ 5,085	6,198	4,865	5,637	7,500	100%
Budget Funding Summary						
Tax Revenues	\$ -	-	-	-	-	0%
Non-Tax Revenues	7,500	7,500	-	7,500	7,500	100%
Cash from Reserves	-	-	4,865	-	-	0%
Total Funding	\$ 7,500	7,500	4,865	7,500	7,500	100%





Budget

This page intentionally left blank.



Solid Waste

Department Overview

Solid Waste District members can dispose bagged household garbage at Green Box drop off sites throughout Park County. County trucks collect refuse from Green Box sites and transport it to the Logan Landfill for disposal. There are 15 drop off sites, including the Gardiner Compactor site, the Cooke City Transfer Station and the Park County Transfer Station. The Park County Transfer Station compact and condense loads for transport to Logan Landfill and serves as the fleet maintenance location. At select locations, recycling containers are available for cardboard, aluminum, plastic (#1 & #2), paper, and metal. Park County also works in collaboration with the City of Livingston to accept recycling at the Livingston Recycling Center at 330 Bennett Street. The Park County Landfill closed on December 1, 2014 and Park County completed full closure and capping of the Landfill in the Fall of 2016. The Landfill is currently in a 30-year post-closure monitoring and remediation phase with the Department of Environmental Quality (DEQ).

Last Year in Review

- Over 8,000 tons of refuse collected and hauled to Logan Landfill
- Updated Fee Policy and Schedule
- Collection sites maintained for safety and cleanliness
- Collection Sites monitored for bears and other wildlife
- Provided timely hauling from collection sites
- Installation of automatic gates at Chico, Trail Creek, and Forest Service Collection sites

Future Goals

- Evaluate budget from hauling to Logan Landfill and change as needed
- Continue to trade in equipment to optimize equipment replacement cycle
- Pave entrances to select collection site entrances

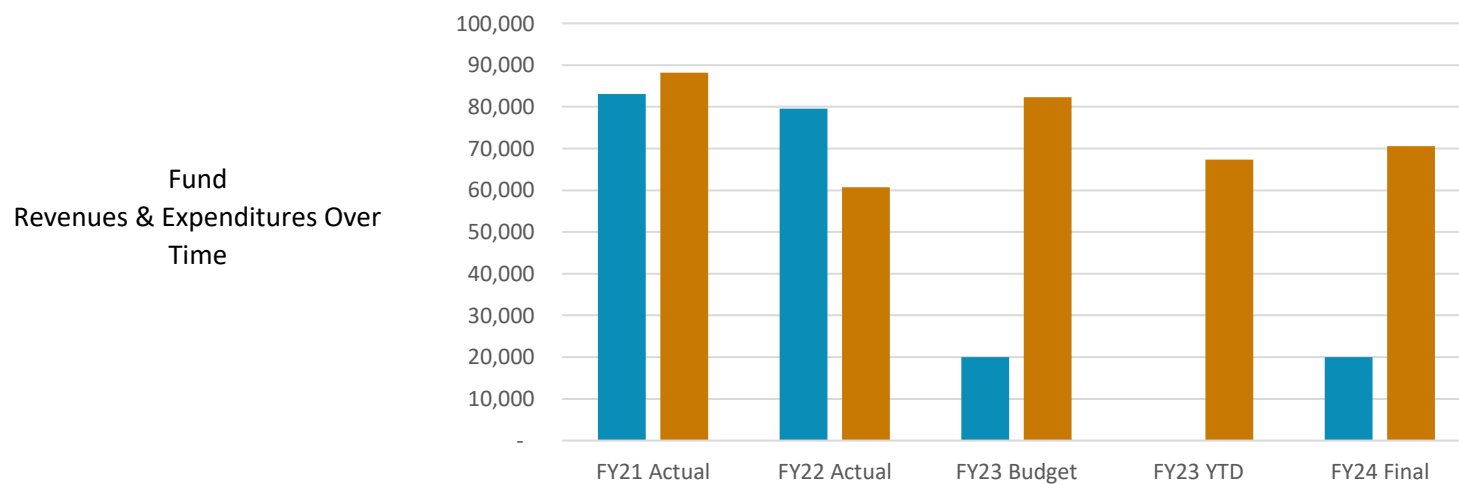


Enterprise Fund

5400-LANDFILL

LANDFILL (subset of PW Dept)

	Actual FY21	Actual FY22	Budget FY23	Yr to Date FY23	Final FY24	% of Total
Source of Revenues						
Taxes/Assessments	\$ -	-	-	-	-	0%
Licenses and Permits	-	-	-	-	-	0%
Intergovernmental Revenue	-	-	-	-	-	0%
Charges for Services	-	-	-	-	-	0%
Fines and Forfeitures	-	-	-	-	-	0%
Miscellaneous Revenues	498	201	-	(14,494)	-	0%
Investments and Royalty	26,525	19,334	20,000	14,636	20,000	100%
Other/Transfers In	56,000	60,000	-	-	-	0%
Total Revenues	\$ 83,023	79,535	20,000	142	20,000	100%
Object of Expenditures						
Personnel Services	\$ -	-	-	-	-	0%
Operating Expenditures	29,333	30,609	82,300	67,293	70,528	100%
Debt Service	-	-	-	-	-	0%
Capital Outlay	-	-	-	-	-	0%
Intergovernmental Transfers	58,837	30,064	-	-	-	0%
Total Expenditures	\$ 88,170	60,673	82,300	67,293	70,528	100%
Budget Funding Summary						
Tax Revenues	\$ -	-	-	-	-	0%
Non-Tax Revenues	83,023	79,535	20,000	142	20,000	28%
Cash from Reserves	5,147	-	62,300	67,151	50,528	72%
Total Funding	\$ 88,170	79,535	82,300	67,293	70,528	100%



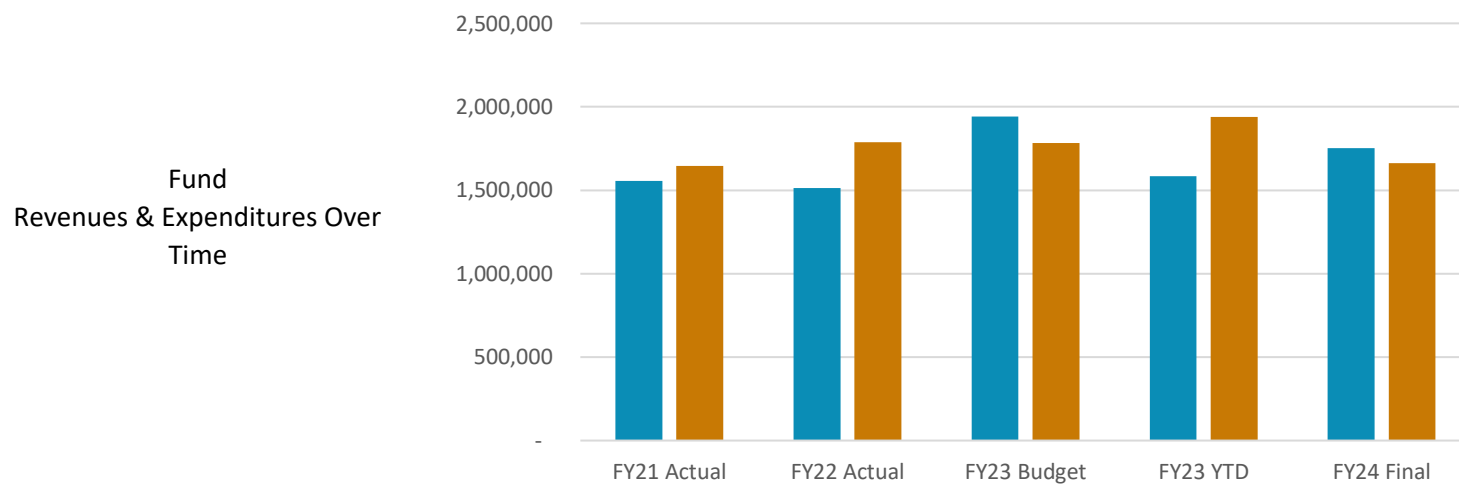


Enterprise Fund

5410-REFUSE FACILITY & 4200-CIP

REFUSE FACILITY & CIP (subset of PW Dept)

	Actual FY21	Actual FY22	Budget FY23	Yr to Date FY23	Final FY24	% of Total
Source of Revenues						
Taxes/Assessments	\$ -	-	-	-	-	0%
Licenses and Permits	-	-	-	-	-	0%
Intergovernmental Revenue	19,050	55,375	-	1,352	-	0%
Charges for Services	26,410	20,872	20,000	19,572	28,830	2%
Fines and Forfeitures	-	-	-	-	-	0%
Miscellaneous Revenues	1,452,026	1,403,034	1,507,000	1,550,913	1,723,350	98%
Investments and Royalty	-	-	-	-	-	0%
Other/Transfers In	57,685	33,930	415,100	12,909	100	0%
Total Revenues	\$ 1,555,171	1,513,211	1,942,100	1,584,746	1,752,280	100%
Object of Expenditures						
Personnel Services	\$ 497,351	503,441	501,844	583,434	582,132	35%
Operating Expenditures	1,037,826	1,157,073	720,640	831,988	737,686	44%
Debt Service	-	-	99,000	-	96,165	6%
Capital Outlay	-	-	415,000	470,637	186,500	11%
Intergovernmental Transfers	111,574	127,830	47,337	52,758	60,257	4%
Total Expenditures	\$ 1,646,751	1,788,344	1,783,821	1,938,817	1,662,740	100%
Budget Funding Summary						
Tax Revenues	\$ -	-	-	-	-	0%
Non-Tax Revenues	1,555,171	1,513,211	1,942,100	1,584,746	1,752,280	100%
Cash from Reserves	91,580	275,133	-	354,071	-	0%
Total Funding	\$ 1,646,751	1,788,344	1,942,100	1,938,817	1,752,280	100%



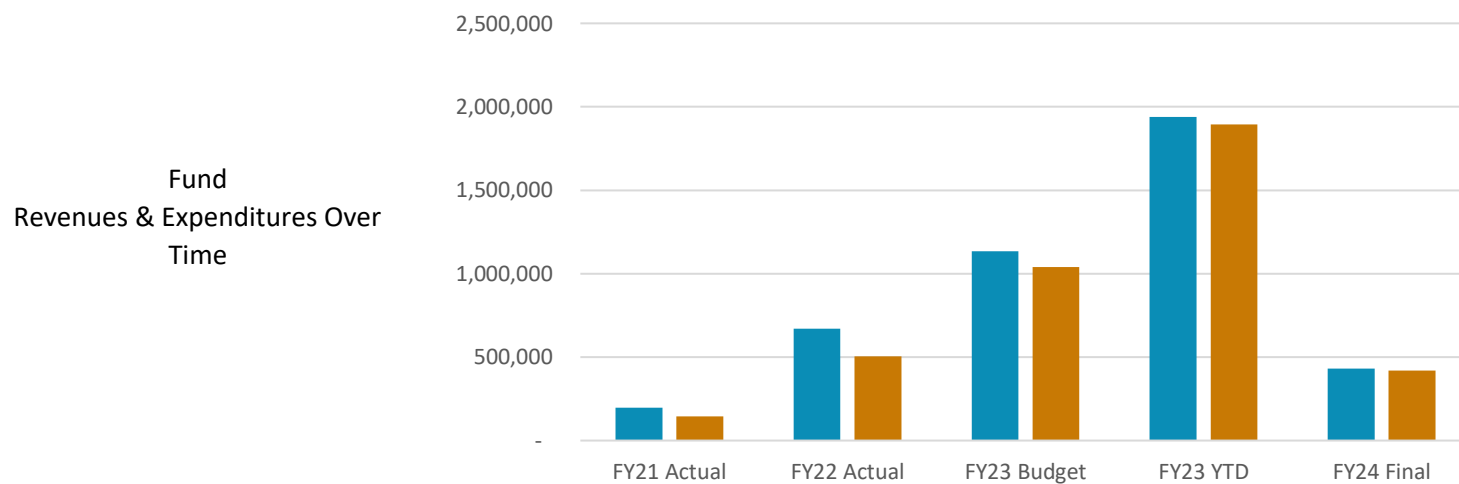


Special Revenue Fund

2170-AIRPORT & 4670-CIP

AIRPORT & CIP

	Actual FY21	Actual FY22	Budget FY23	Yr to Date FY23	Final FY24	% of Total
Source of Revenues						
Taxes/Assessments	\$ 35,852	35,663	36,752	36,526	38,621	9%
Licenses and Permits	-	-	-	-	-	0%
Intergovernmental Revenue	63,339	454,943	484,427	1,707,062	104,878	24%
Charges for Services	35,788	42,560	46,000	83,984	76,000	18%
Fines and Forfeitures	-	-	-	-	-	0%
Miscellaneous Revenues	-	115,000	515,000	5,025	130,200	30%
Investments and Royalty	-	22,232	-	-	-	0%
Other/Transfers In	61,495	-	51,000	105,589	81,000	19%
Total Revenues	\$ 196,474	670,398	1,133,179	1,938,186	430,699	100%
Object of Expenditures						
Personnel Services	\$ 2,417	2	-	-	-	0%
Operating Expenditures	73,817	395,878	60,300	69,562	58,350	14%
Debt Service	8,205	-	-	10,703	11,789	3%
Capital Outlay	-	106,530	930,000	1,811,989	270,000	64%
Intergovernmental Transfers	60,000	2,428	50,000	2,706	80,000	19%
Total Expenditures	\$ 144,439	504,838	1,040,300	1,894,960	420,139	100%
Budget Funding Summary						
Tax Revenues	\$ 35,852	35,663	36,752	36,526	38,621	9%
Non-Tax Revenues	160,622	634,735	1,096,427	1,901,660	392,078	91%
Cash from Reserves	-	-	-	-	-	0%
Total Funding	\$ 196,474	670,398	1,133,179	1,938,186	430,699	100%



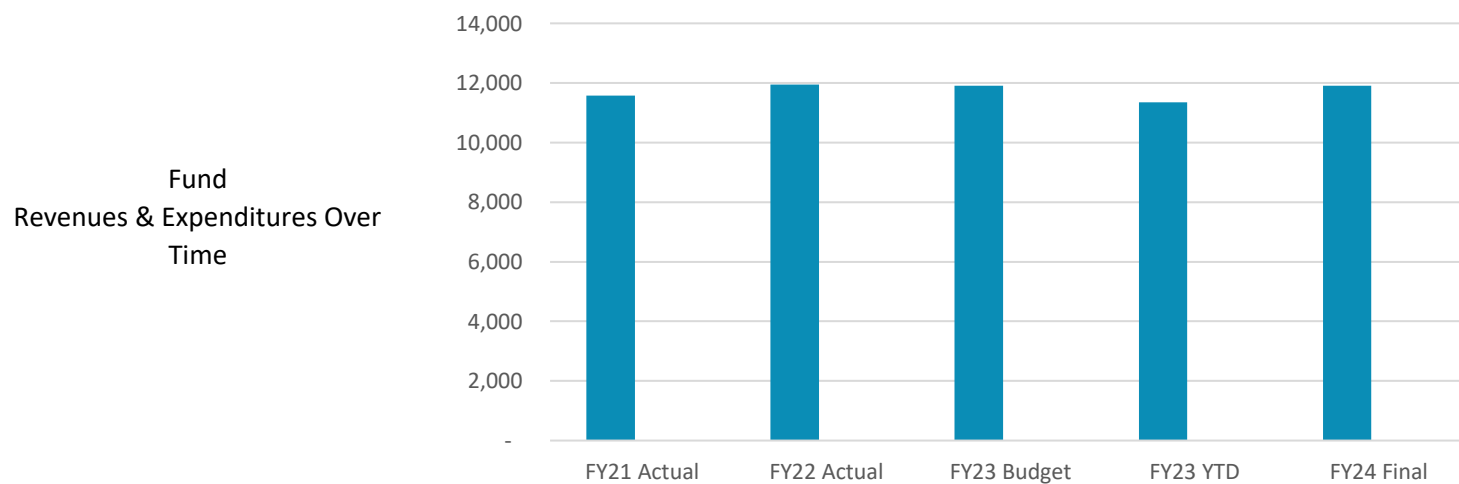


Special Revenue Fund

2511-CHICORY RID

CHICORY RID

	Actual FY21	Actual FY22	Budget FY23	Yr to Date FY23	Final FY24	% of Total
Source of Revenues						
Taxes/Assessments	\$ -	-	-	-	-	0%
Licenses and Permits	-	-	-	-	-	0%
Intergovernmental Revenue	-	-	-	-	-	0%
Charges for Services	-	-	-	-	-	0%
Fines and Forfeitures	-	-	-	-	-	0%
Miscellaneous Revenues	11,573	11,949	11,900	11,356	11,900	100%
Investments and Royalty	-	-	-	-	-	0%
Other/Transfers In	-	-	-	-	-	0%
Total Revenues	\$ 11,573	11,949	11,900	11,356	11,900	100%
Object of Expenditures						
Personnel Services	\$ -	-	-	-	-	0%
Operating Expenditures	-	-	-	-	-	0%
Debt Service	-	-	-	-	-	0%
Capital Outlay	-	-	-	-	-	0%
Intergovernmental Transfers	-	-	-	-	-	0%
Total Expenditures	\$ -	-	-	-	-	0%
Budget Funding Summary						
Tax Revenues	\$ -	-	-	-	-	0%
Non-Tax Revenues	11,573	11,949	11,900	11,356	11,900	100%
Cash from Reserves	-	-	-	-	-	0%
Total Funding	\$ 11,573	11,949	11,900	11,356	11,900	100%



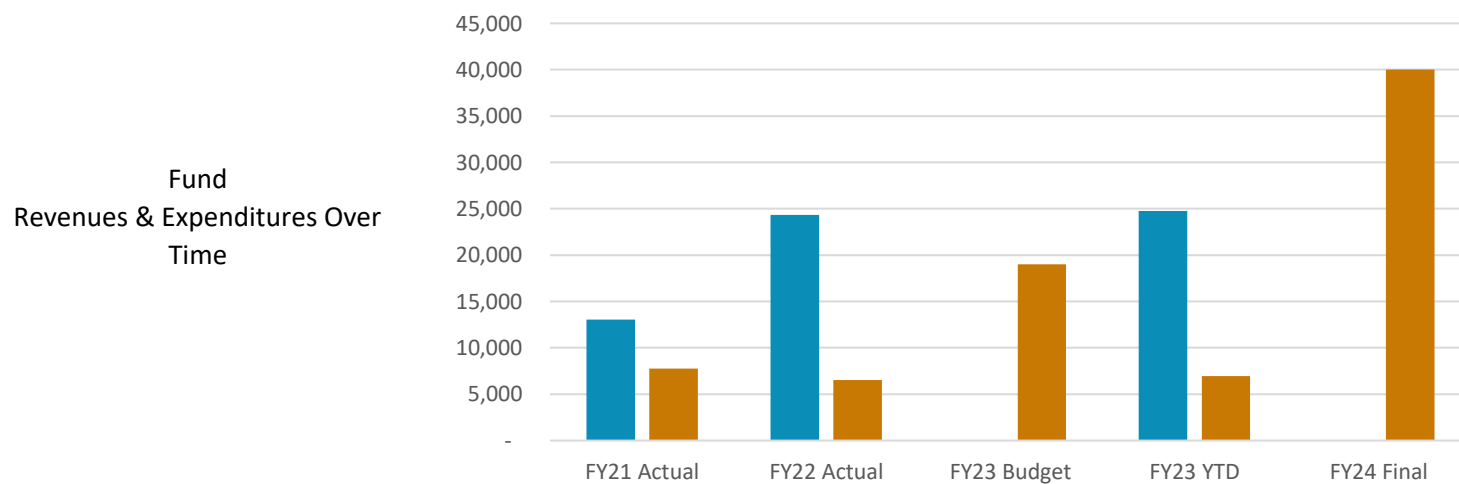


Special Revenue Fund

2430-GARDINER #1 LIGHTING

GARDINER #1 LIGHTING

	Actual FY21	Actual FY22	Budget FY23	Yr to Date FY23	Final FY24	% of Total
Source of Revenues						
Taxes/Assessments	\$ -	-	-	-	-	0%
Licenses and Permits	-	-	-	-	-	0%
Intergovernmental Revenue	-	-	-	-	-	0%
Charges for Services	-	-	-	-	-	0%
Fines and Forfeitures	-	-	-	-	-	0%
Miscellaneous Revenues	13,027	24,354	-	24,776	-	0%
Investments and Royalty	-	-	-	-	-	0%
Other/Transfers In	-	-	-	-	-	0%
Total Revenues	\$ 13,027	24,354	-	24,776	-	0%
Object of Expenditures						
Personnel Services	\$ -	-	-	-	-	0%
Operating Expenditures	7,751	6,532	19,000	6,958	40,000	100%
Debt Service	-	-	-	-	-	0%
Capital Outlay	-	-	-	-	-	0%
Intergovernmental Transfers	-	-	-	-	-	0%
Total Expenditures	\$ 7,751	6,532	19,000	6,958	40,000	100%
Budget Funding Summary						
Tax Revenues	\$ -	-	-	-	-	0%
Non-Tax Revenues	13,027	24,354	-	24,776	-	0%
Cash from Reserves	-	-	19,000	-	40,000	100%
Total Funding	\$ 13,027	24,354	19,000	24,776	40,000	100%



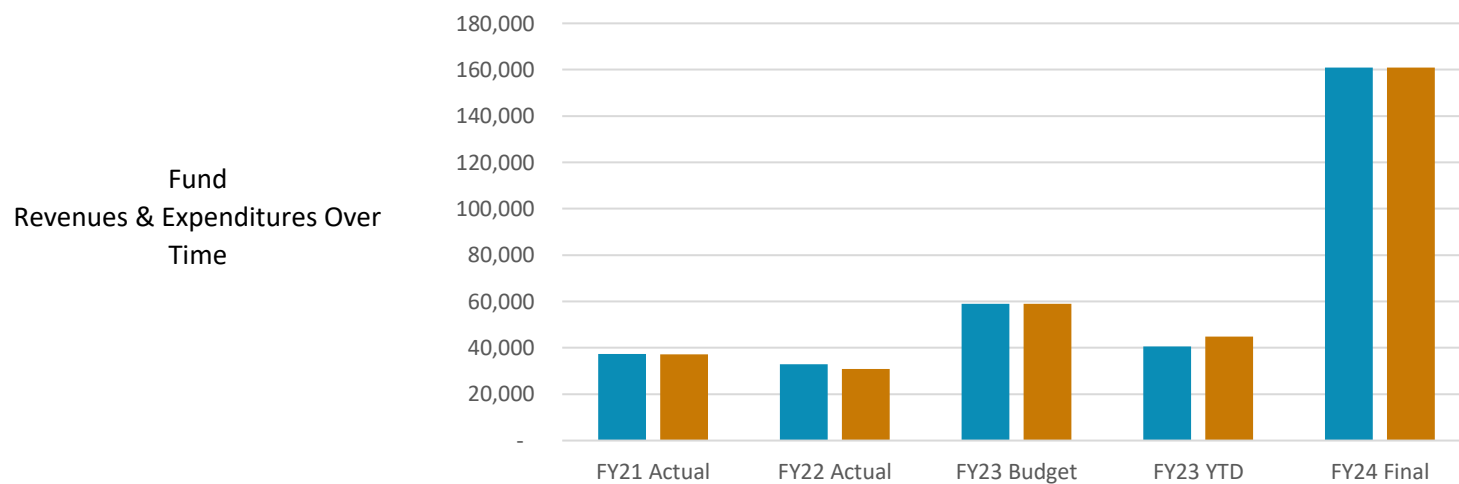


Special Revenue Fund

2841-NOXIOUS WEED TRUST GRANT

NOXIOUS WEED TRUST FUND GRANT

		Actual FY21	Actual FY22	Budget FY23	Yr to Date FY23	Final FY24	% of Total
Source of Revenues							
Taxes/Assessments	\$	-	-	-	-	-	0%
Licenses and Permits		-	-	-	-	-	0%
Intergovernmental Revenue		32,648	25,670	50,000	37,528	125,000	78%
Charges for Services		4,666	7,322	9,000	3,003	36,000	22%
Fines and Forfeitures		-	-	-	-	-	0%
Miscellaneous Revenues		-	-	-	-	-	0%
Investments and Royalty		-	-	-	-	-	0%
Other/Transfers In		-	-	-	-	-	0%
Total Revenues	\$	37,314	32,992	59,000	40,531	161,000	100%
Object of Expenditures							
Personnel Services	\$	-	-	-	-	-	0%
Operating Expenditures		37,222	30,808	59,000	44,859	161,000	100%
Debt Service		-	-	-	-	-	0%
Capital Outlay		-	-	-	-	-	0%
Intergovernmental Transfers		-	-	-	-	-	0%
Total Expenditures	\$	37,222	30,808	59,000	44,859	161,000	100%
Budget Funding Summary							
Tax Revenues	\$	-	-	-	-	-	0%
Non-Tax Revenues		37,314	32,992	59,000	40,531	161,000	100%
Cash from Reserves		-	-	-	4,328	-	0%
Total Funding	\$	37,314	32,992	59,000	44,859	161,000	100%



PUBLIC HEALTH



PARK
COUNTY

MONTANA

Overview of Public Health

Summary of Public Health



Public Health activities include the Public & Environmental Health Department, Mosquito Control (managed by the Public Works Department), and some pass through funds for Predator Control and Alcohol Rehabilitation. Park County Public Health promotes the health of individuals and families through disease surveillance, program development, and education. Environmental Health provides public health protection, offers education and training opportunities, supplies beneficial information and enforces health protection standards as outlined by the State of Montana or Federal government guidelines.

The following health funds and programs are grant funded: Connect Program, Communicable Disease, Public Health Home Visiting, Public Health Preparedness, Immunization, Asthma, Tobacco, Diabetes and Women Infant and Children (WIC).



Environmental Health

Department Overview

The Park City County Health Department provides a variety of environmental health services by promoting the health and safety through existing programs, and development of new programs to help ensure and enhance a more livable community. Program components include education, inspections, permitting, licensing, training, data management, sampling, and enforcing rules and regulations concerning: air quality, day cares, group homes, mosquito and water quality districts, on-site wastewater / septic systems, public accommodations, public pools / spas, retail food service, sanitation in subdivisions, solid waste, temporary and mobile food service, trailer courts / campgrounds and vacation rentals.

Last Year in Review

- The Health Department Issued 133 septic permits within Park County.
- The Health Department completed regular, follow-up, and special health and safety inspections for licensed establishments.
- The Health Department Continued to review subdivision applications for water, wastewater, solid waste, and storm water systems via contract with Montana DEQ.
- The Health Department Signed and approved environmental health service contract with Sweet Grass County for FY24.
- The Health Department Signed and approved an environmental health service contract with the Town of Clyde Park for FY24.
- The Health Department continued to utilize an on-line platform to bring unlicensed vacation rentals into compliance with State law.
- The Health Department updated County regulations regarding re-inspections for licensed food establishments.
- The Health Department updated its fee schedule for licensed establishments.
- The Health Department started working with the County's new Compliance Officer to ensure state and local environmental health regulations are followed.
- The Health Department supported and was a part of the emergency response to the June 2022 historic flood event.

Future Goals

- Continue to enhance website capabilities to include links to community resources, educational materials and inspection reports.
- Increase departmental revenue by restructuring the fee schedule for Environmental Health services.
- Bolster the standardization of inspections by providing consistent regulations and sources of information.
- Boost conference and seminar attendance offered by the MEHA and State of Montana.
- Broaden public health emergency preparedness response and coordination within Park County.
- Develop a county specific ordinance regarding short-term rentals in Park County.
- Review and amend temporary food service permit application and requirements.



Public Health

Department Overview

The Park City County Health Department promotes the health of individuals and families through disease surveillance, program development, education, and the promotion of public policy. School nurses for the County's rural schools is an important part of this Department. The Department also manages multiple State and Federal grants which cover Maternal and Child Care, Public Health Emergency Preparedness, Immunization, Women Infant and Children (WIC), Tobacco cessation, Asthma control and tracking of Communicable Disease.

Last Year in Review

- The Health Department welcomed several new staff members including: Billi Taylor, Communities that Care Coordinator; Rachel Yerbich, Disease Intervention Specialist; and Scott Konley; Sanitarian-in-Training.
- The Health Department completed its Strategic Plan and Mission and Vision statements.
- The Health Department is part of a State cohort that is preparing the documentation needed to achieve Pathways to recognition through the National Public Health Accreditation Board.
- The Health Department continued to utilize an on-line platform to bring unlicensed vacation rentals into compliance with State law to ensure public health and safety.
- The Health Department continued to be actively involved in the Mobile Crisis Response Coalition with the goal of establishing a mobile mental health crisis response team.
- The Health Department received a grant and implemented the Communities that Care framework which is a preventative model that provides opportunities to implement evidenced based programs and policies that catch youth before they are in crisis or have adopted risky behaviors.
- The Health Department continued to monitor and report on other State and Federal grant deliverables throughout the year.
- The Health Department continues to do outreach and education around opioid and fentanyl overdoses and the distribution of Naloxone throughout the County.
- The Health Department continued to respond to COVID-19 by supplying COVID-19 vaccinations and COVID-19 test kits to residents of Park County.
- The Health Department implemented a new Diabetes Prevention Program for the County.

Future Goals

- Implement the Health Department's Strategic Plan goals.
- Organize and start an opioid committee that will make recommendations to the Park County Commission on how to spend opioid settlement funds.
- Continue to grow partnerships and collaborate with community organizations, non-profits, and other governmental entities.
- Work to implement a Loneliness and Isolation survey to help the Health Department implement small pilot programs or test one or more evidence based interventions.



General Fund Expenditures by Department (Portion of Public Health)

		1000-022-Environmental Health				
		Actual FY21	Actual FY22	Budget FY23	Yr to Date FY23	Final FY24
Object of Expenditures						
Personnel Services	\$	211,013	203,326	259,415	258,833	285,780
Operating Expenditures		9,278	30,328	33,200	30,651	23,500
Debt Service		-	-	-	-	-
Capital Outlay		-	-	-	-	-
Transfer Out		-	-	-	-	-
Total Expenditures	\$	220,291	233,654	292,615	289,484	309,280
% of Total General Fund Expenditures		6%	6%	6%	7%	6%
		1000-023-Public Health (Excluding Grants)				
		Actual FY21	Actual FY22	Budget FY23	Yr to Date FY23	Final FY24
Object of Expenditures						
Personnel Services	\$	95,462	74,751	111,336	112,225	85,866
Operating Expenditures		44,120	64,090	50,570	34,586	61,670
Debt Service		-	-	-	-	-
Capital Outlay		-	-	-	-	-
Transfer Out		-	-	-	-	-
Total Expenditures	\$	139,582	138,841	161,906	146,811	147,536
% of Total General Fund Expenditures		4%	3%	3%	4%	3%
		1000-026-Mental Treatment				
		Actual FY21	Actual FY22	Budget FY23	Yr to Date FY23	Final FY24
Object of Expenditures						
Personnel Services	\$	3,888	2,867	1,248	5,520	1,234
Operating Expenditures		10,989	22,515	20,000	25,257	20,000
Debt Service		-	-	-	-	-
Capital Outlay		-	-	-	-	-
Transfer Out		-	-	-	-	-
Total Expenditures	\$	14,877	25,382	21,248	30,777	21,234
% of Total General Fund Expenditures		0%	1%	0%	1%	0%



Health Grant Overviews

AMBWest Funding (2980.003): Additionally, funding to support the Communities that Care program.

Communities that Care (Fund 2980.003): The Communities that Care is a preventive model that provides an opportunity to assess youth age 18 and younger and implement evidence based programs to address risk before they arise.

Connect Refer (Fund 2386): CONNECT is a secure, web-based system for sending and receiving referrals. Agencies are brought together under a single information sharing agreement Memorandum of Understanding (MOU) and Release of Information (ROI) that is HIPAA, FERPA, 42CFR and IDEA compliant. The result is a heightened level of communication among service providers, more efficient care coordination, and a measurable impact on health outcomes for Park County.

Maternal Child Care (Fund 2973): Provides maternal and child health services by aiming to improve the health of low-income pregnant women, mothers and children. Program reviews and reports all fetal, infant, child and maternal deaths occurring in Park County and connects families with services such as Medicaid and the State Children's Health Insurance Program (CHIP).

Public Health Emergency Preparedness (Fund 2975): Enhance local public health response to events impacting the public health through emergency coordination, epidemiological investigations, community preparedness, pharmaceutical interventions, fatality management and community mass care.

Immunization (Fund 2976): Provide and coordinate immunization services to children, adolescents and adults. Update, maintain and oversee required vaccinations for children enrolled in a child care facilities and public schools, collaborate with the Women, Infant and Children (WIC) program and local public emergency preparedness program for influenza and other vaccine preventable disease responses.

Montana Asthma Control Program (Fund 2977): Provide home visiting for those with asthma needs.

Montana Tobacco (Fund 2978): Program addresses the public health crisis caused by the use of all forms of commercial tobacco products. Goals include the reduction of tobacco use, especially among young people, through statewide programs and policies by preventing tobacco use among young people, decrease exposure to secondhand smoke, eliminate disparities related to tobacco use and promote quitting among adults and young people.

Women, Infant and Children (WIC) (Fund 2979): Provides services via the US Department of Agriculture's Special Supplemental Nutrition Program for Women, Infants and Children. Services include supplemental food support, health care referrals and nutrition education for low-income pregnant,



PARK COUNTY

2024 Budget

breastfeeding, and non- breastfeeding postpartum women, and to infants and children up to age five who are found to be at nutritional risk.

Pathways (Fund 1000.000.023): The Pathways to Recognition Program provides technical assistance to a small cohort of county health departments to work through the process of applying for Pathways recognition through the Public Health Accreditation Board.

Strengthening Public Health Workforce (Disease Intervention Specialist (Fund 2975.002)): Provides funding for an employee to contact and track all communicable diseases.

Diabetes Prevention Program (Fund 2978.001): Provides funding so the Health Department can implement a Diabetes Prevention Program for those who qualify.

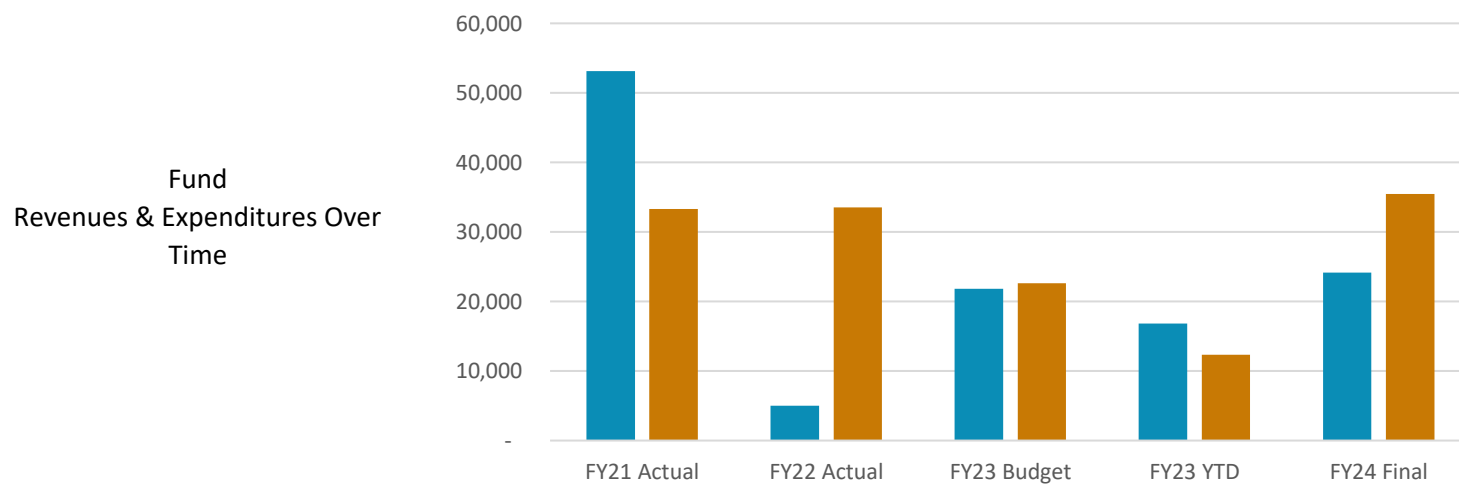


Special Revenue Fund

2386-CONNECT PROGRAM GRANT

CONNECT PROGRAM GRANT

	Actual FY21	Actual FY22	Budget FY23	Yr to Date FY23	Final FY24	% of Total
Source of Revenues						
Taxes/Assessments	\$ -	-	-	-	-	0%
Licenses and Permits	-	-	-	-	-	0%
Intergovernmental Revenue	8,113	5,000	-	15,000	-	0%
Charges for Services	-	-	-	-	-	0%
Fines and Forfeitures	-	-	-	-	-	0%
Miscellaneous Revenues	45,000	-	20,000	-	20,000	83%
Investments and Royalty	-	-	-	-	-	0%
Other/Transfers In	-	-	1,802	1,802	4,131	17%
Total Revenues	\$ 53,113	5,000	21,802	16,802	24,131	100%
Object of Expenditures						
Personnel Services	\$ 32,263	32,435	17,124	12,354	32,946	93%
Operating Expenditures	1,049	1,118	5,500	-	2,500	7%
Debt Service	-	-	-	-	-	0%
Capital Outlay	-	-	-	-	-	0%
Intergovernmental Transfers	-	-	-	-	-	0%
Total Expenditures	\$ 33,312	33,553	22,624	12,354	35,446	100%
Budget Funding Summary						
Tax Revenues	\$ -	-	-	-	-	0%
Non-Tax Revenues	53,113	5,000	21,802	16,802	24,131	68%
Cash from Reserves	-	28,553	822	-	11,315	32%
Total Funding	\$ 53,113	33,553	22,624	16,802	35,446	100%



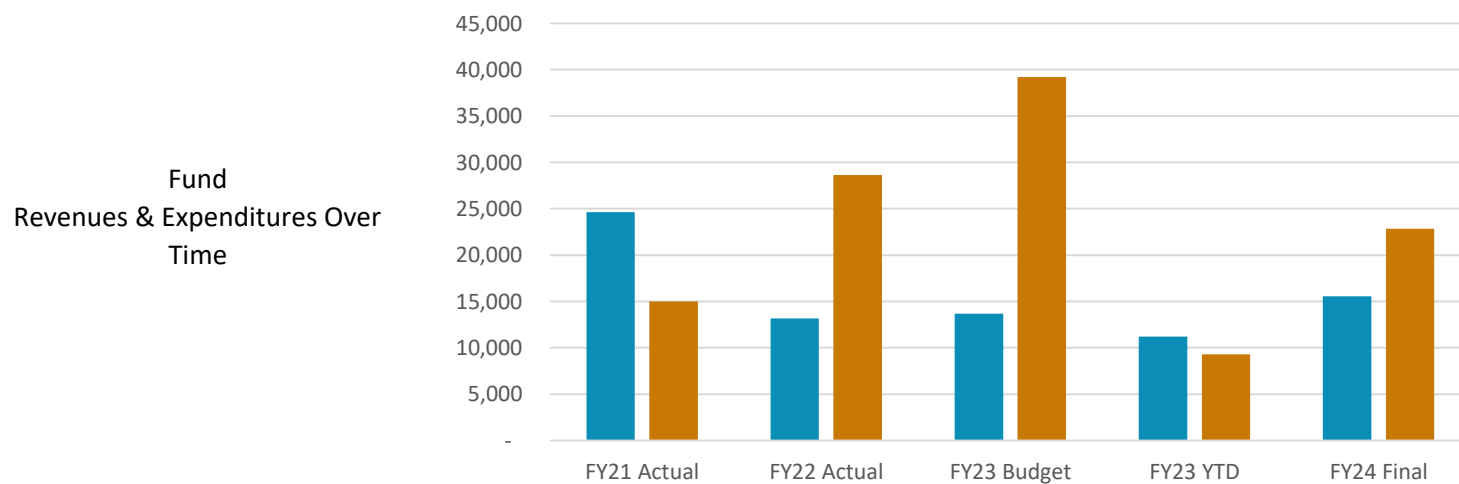


Special Revenue Fund

2973-MATERNAL & CHILD HEALTH

MATERNAL & CHILD HEALTH GRANT

	Actual FY21	Actual FY22	Budget FY23	Yr to Date FY23	Final FY24	% of Total
Source of Revenues						
Taxes/Assessments	\$ -	-	-	-	-	0%
Licenses and Permits	-	-	-	-	-	0%
Intergovernmental Revenue	13,725	13,184	12,795	10,304	12,983	83%
Charges for Services	-	-	-	-	-	0%
Fines and Forfeitures	-	-	-	-	-	0%
Miscellaneous Revenues	10,900	-	-	-	-	0%
Investments and Royalty	-	-	-	-	-	0%
Other/Transfers In	-	-	901	901	2,582	17%
Total Revenues	\$ 24,625	13,184	13,696	11,205	15,565	100%
Object of Expenditures						
Personnel Services	\$ 13,119	25,815	36,515	7,895	19,955	87%
Operating Expenditures	1,881	2,843	2,700	1,401	2,900	13%
Debt Service	-	-	-	-	-	0%
Capital Outlay	-	-	-	-	-	0%
Intergovernmental Transfers	-	-	-	-	-	0%
Total Expenditures	\$ 15,000	28,658	39,215	9,296	22,855	100%
Budget Funding Summary						
Tax Revenues	\$ -	-	-	-	-	0%
Non-Tax Revenues	24,625	13,184	13,696	11,205	15,565	68%
Cash from Reserves	-	15,474	25,519	-	7,290	32%
Total Funding	\$ 24,625	28,658	39,215	11,205	22,855	100%



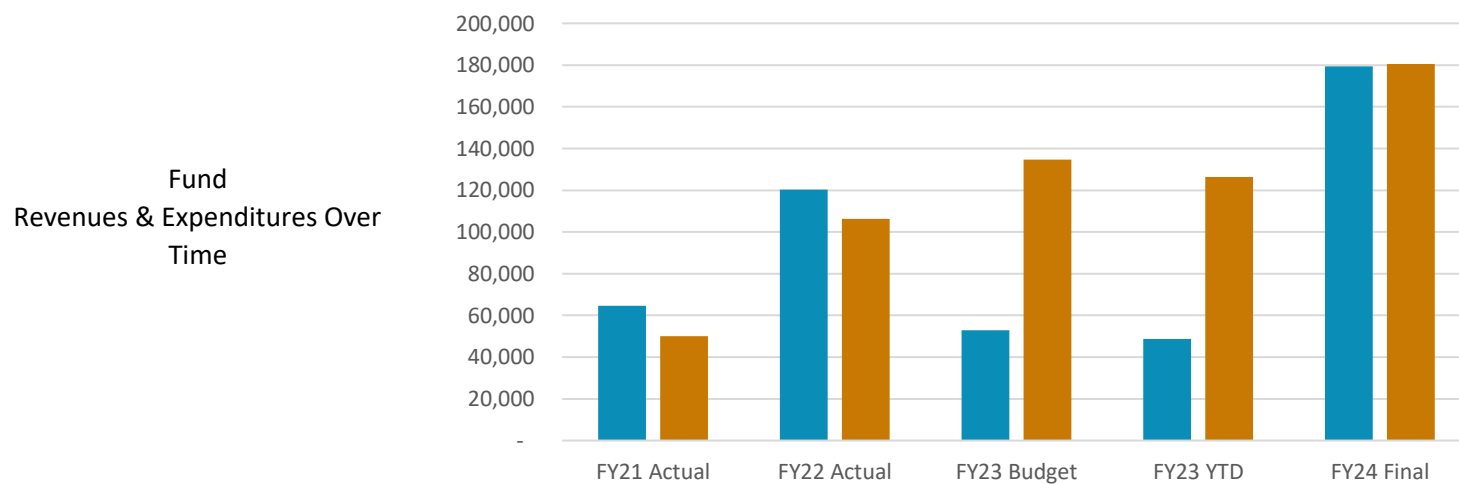


Special Revenue Fund

2975-PHEP

PUBLIC HEALTH PREPAREDNESS GRANT

	Actual FY21	Actual FY22	Budget FY23	Yr to Date FY23	Final FY24	% of Total
Source of Revenues						
Taxes/Assessments	\$ -	-	-	-	-	0%
Licenses and Permits	-	-	-	-	-	0%
Intergovernmental Revenue	64,254	120,327	39,754	35,566	170,524	95%
Charges for Services	-	-	-	-	-	0%
Fines and Forfeitures	-	-	-	-	-	0%
Miscellaneous Revenues	425	-	-	-	-	0%
Investments and Royalty	-	-	-	-	-	0%
Other/Transfers In	-	-	13,061	13,061	8,779	5%
Total Revenues	\$ 64,679	120,327	52,815	48,627	179,303	100%
Object of Expenditures						
Personnel Services	\$ 21,633	90,014	124,265	117,705	133,074	74%
Operating Expenditures	28,460	16,303	10,450	8,590	47,510	26%
Debt Service	-	-	-	-	-	0%
Capital Outlay	-	-	-	-	-	0%
Intergovernmental Transfers	-	-	-	-	-	0%
Total Expenditures	\$ 50,093	106,317	134,715	126,295	180,584	100%
Budget Funding Summary						
Tax Revenues	\$ -	-	-	-	-	0%
Non-Tax Revenues	64,679	120,327	52,815	48,627	179,303	99%
Cash from Reserves	-	-	81,900	77,668	1,281	1%
Total Funding	\$ 64,679	120,327	134,715	126,295	180,584	100%



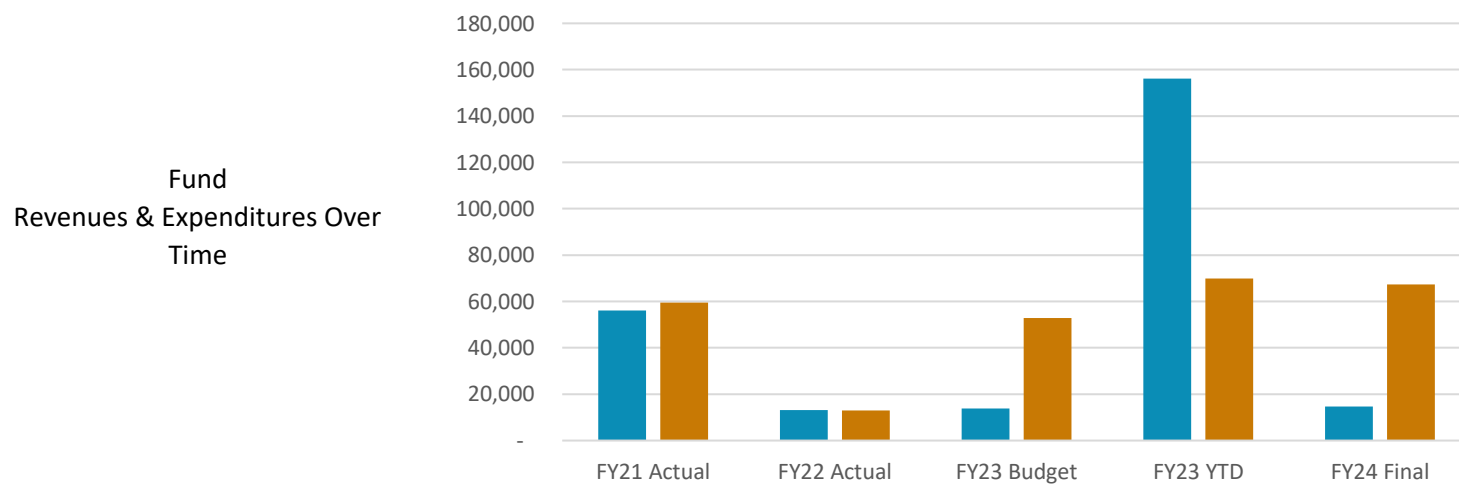


Special Revenue Fund

2976-IMMUNIZATION

IMMUNIZATION GRANT

	Actual FY21	Actual FY22	Budget FY23	Yr to Date FY23	Final FY24	% of Total
Source of Revenues						
Taxes/Assessments	\$ -	-	-	-	-	0%
Licenses and Permits	-	-	-	-	-	0%
Intergovernmental Revenue	56,178	12,002	8,931	151,122	10,551	72%
Charges for Services	-	1,131	-	-	-	0%
Fines and Forfeitures	-	-	-	-	-	0%
Miscellaneous Revenues	-	-	-	-	-	0%
Investments and Royalty	-	-	-	-	-	0%
Other/Transfers In	-	-	4,954	4,954	4,131	28%
Total Revenues	\$ 56,178	13,133	13,885	156,076	14,682	100%
Object of Expenditures						
Personnel Services	\$ 58,741	11,926	51,584	62,338	65,216	97%
Operating Expenditures	751	1,124	1,300	7,603	2,100	3%
Debt Service	-	-	-	-	-	0%
Capital Outlay	-	-	-	-	-	0%
Intergovernmental Transfers	-	-	-	-	-	0%
Total Expenditures	\$ 59,492	13,050	52,884	69,941	67,316	100%
Budget Funding Summary						
Tax Revenues	\$ -	-	-	-	-	0%
Non-Tax Revenues	56,178	13,133	13,885	156,076	14,682	22%
Cash from Reserves	3,314	-	38,999	-	52,634	78%
Total Funding	\$ 59,492	13,133	52,884	156,076	67,316	100%



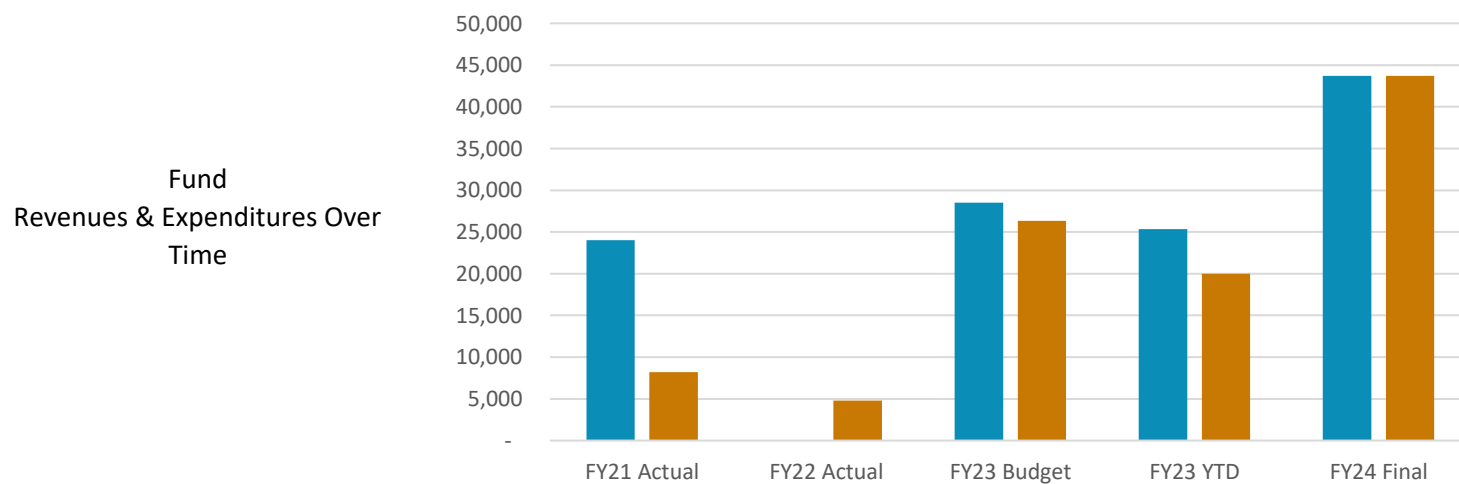


Special Revenue Fund

2977-ASTHMA

ASTHMA GRANT

	Actual FY21	Actual FY22	Budget FY23	Yr to Date FY23	Final FY24	% of Total
Source of Revenues						
Taxes/Assessments	\$ -	-	-	-	-	0%
Licenses and Permits	-	-	-	-	-	0%
Intergovernmental Revenue	24,000	-	26,250	23,000	40,600	93%
Charges for Services	-	-	-	-	-	0%
Fines and Forfeitures	-	-	-	-	-	0%
Miscellaneous Revenues	-	-	-	89	-	0%
Investments and Royalty	-	-	-	-	-	0%
Other/Transfers In	-	-	2,252	2,252	3,098	7%
Total Revenues	\$ 24,000	-	28,502	25,341	43,698	100%
Object of Expenditures						
Personnel Services	\$ 8,216	4,789	17,315	19,596	34,685	79%
Operating Expenditures	-	-	9,000	371	9,000	21%
Debt Service	-	-	-	-	-	0%
Capital Outlay	-	-	-	-	-	0%
Intergovernmental Transfers	-	-	-	-	-	0%
Total Expenditures	\$ 8,216	4,789	26,315	19,967	43,685	100%
Budget Funding Summary						
Tax Revenues	\$ -	-	-	-	-	0%
Non-Tax Revenues	24,000	-	28,502	25,341	43,698	100%
Cash from Reserves	-	4,789	-	-	-	0%
Total Funding	\$ 24,000	4,789	28,502	25,341	43,698	100%



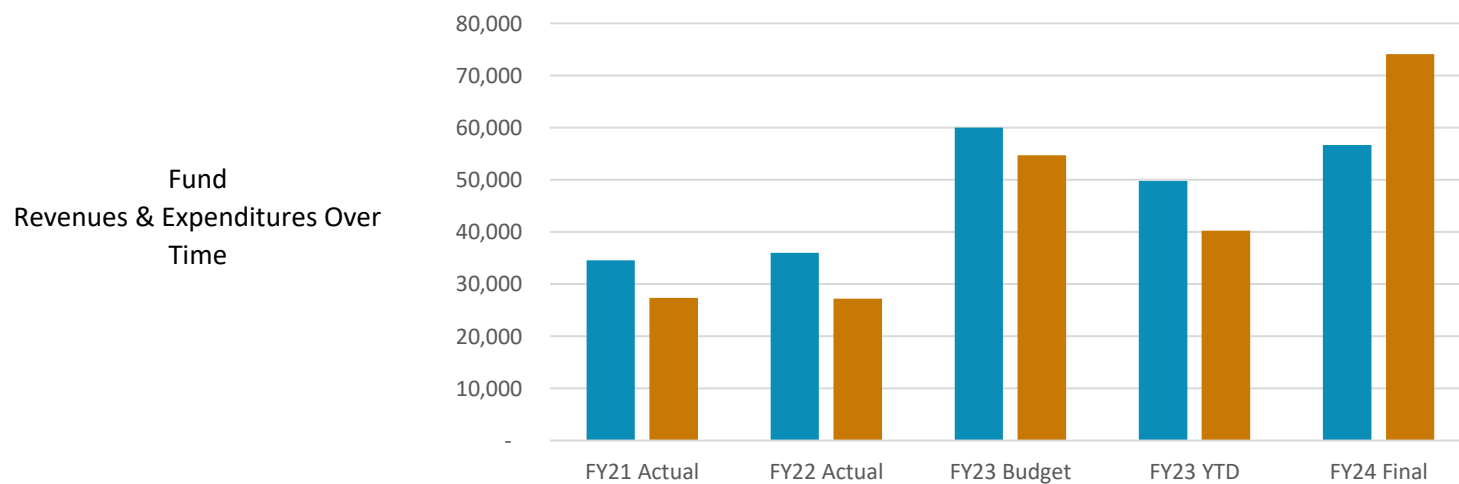


Special Revenue Fund

2978-TOBACCO

CHRONIC DISEASE GRANT

	Actual FY21	Actual FY22	Budget FY23	Yr to Date FY23	Final FY24	% of Total
Source of Revenues						
Taxes/Assessments	\$ -	-	-	-	-	0%
Licenses and Permits	-	-	-	-	-	0%
Intergovernmental Revenue	34,560	36,000	55,500	45,308	51,500	91%
Charges for Services	-	-	-	-	-	0%
Fines and Forfeitures	-	-	-	-	-	0%
Miscellaneous Revenues	-	-	-	-	-	0%
Investments and Royalty	-	-	-	-	-	0%
Other/Transfers In	-	-	4,504	4,504	5,164	9%
Total Revenues	\$ 34,560	36,000	60,004	49,812	56,664	100%
Object of Expenditures						
Personnel Services	\$ 25,748	25,158	44,672	37,900	64,013	86%
Operating Expenditures	1,585	2,021	10,050	2,314	10,075	14%
Debt Service	-	-	-	-	-	0%
Capital Outlay	-	-	-	-	-	0%
Intergovernmental Transfers	-	-	-	-	-	0%
Total Expenditures	\$ 27,333	27,179	54,722	40,214	74,088	100%
Budget Funding Summary						
Tax Revenues	\$ -	-	-	-	-	0%
Non-Tax Revenues	34,560	36,000	60,004	49,812	56,664	76%
Cash from Reserves	-	-	-	-	17,424	24%
Total Funding	\$ 34,560	36,000	60,004	49,812	74,088	100%



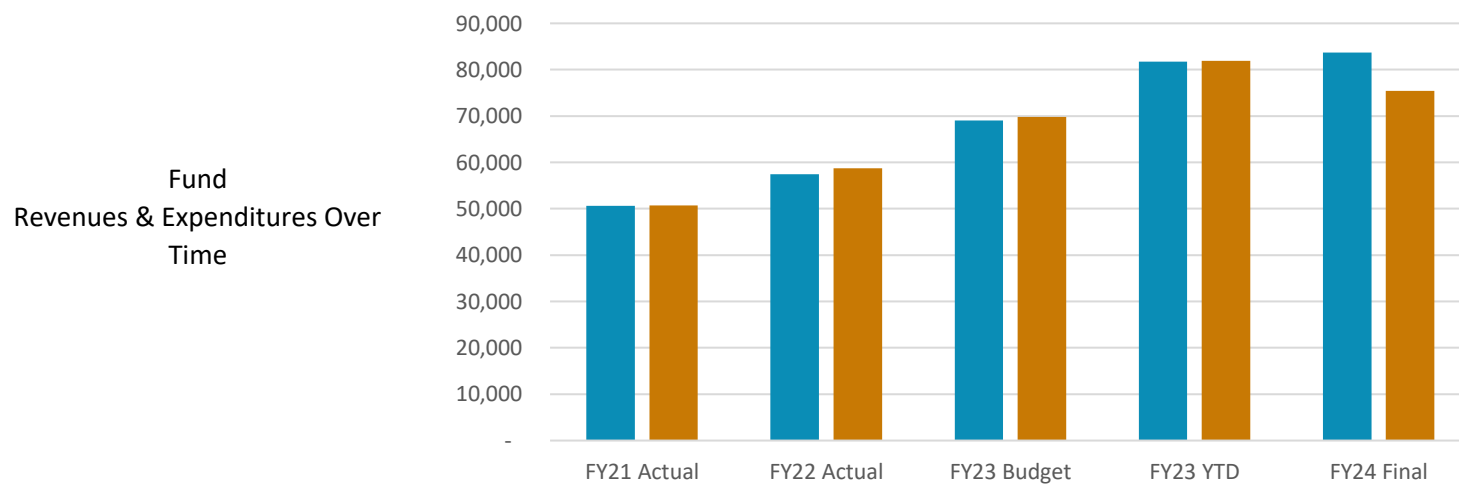


Special Revenue Fund

2979-WIC

WOMEN, INFANT, CHILDREN GRANT (WIC)

	Actual FY21	Actual FY22	Budget FY23	Yr to Date FY23	Final FY24	% of Total
Source of Revenues						
Taxes/Assessments	\$ -	-	-	-	-	0%
Licenses and Permits	-	-	-	-	-	0%
Intergovernmental Revenue	50,626	57,422	59,622	72,313	75,939	91%
Charges for Services	-	-	-	-	-	0%
Fines and Forfeitures	-	-	-	-	-	0%
Miscellaneous Revenues	-	-	-	-	-	0%
Investments and Royalty	-	-	-	-	-	0%
Other/Transfers In	-	-	9,458	9,458	7,746	9%
Total Revenues	\$ 50,626	57,422	69,080	81,771	83,685	100%
Object of Expenditures						
Personnel Services	\$ 39,710	51,511	64,322	74,544	68,097	90%
Operating Expenditures	11,007	7,248	5,493	7,359	7,330	10%
Debt Service	-	-	-	-	-	0%
Capital Outlay	-	-	-	-	-	0%
Intergovernmental Transfers	-	-	-	-	-	0%
Total Expenditures	\$ 50,717	58,759	69,815	81,903	75,427	100%
Budget Funding Summary						
Tax Revenues	\$ -	-	-	-	-	0%
Non-Tax Revenues	50,626	57,422	69,080	81,771	83,685	100%
Cash from Reserves	91	1,337	735	132	-	0%
Total Funding	\$ 50,717	58,759	69,815	81,903	83,685	100%



This page intentionally left blank.



BEHAVIORAL HEALTH – CRISIS INTERVENTION & PEER SUPPORT SPECIALISTS

Department Overview

Park County has elevated rates of behavioral health concerns and crises compared to other communities in Montana. Just over 27% of adults report excessive drinking in the last month, compared to only 20% in Montana as a whole. One in four adults has been diagnosed with depression, compared to only one in five in Montana and the US as a whole. The age-adjusted suicide mortality rate in Park County was 39.9 per 100,000 residents from 2013-2017 - three times the rate observed in the US and 1.5 times higher than the statewide rate.

In 2021, the Park County Department of Grants & Special Projects applied for two separate grants to assist with crisis intervention and peer support specialist needs. Two awards were received to assist with program goals – Department of Public Health and Human Services (DPHHS) for \$82,480 (June 2021) and Montana Healthcare Foundation for \$74,790 (October 2022). In 2022, Park County received an additional \$144,180 in funding from DPHHS for additional crisis diversion program needs.

Driven by high rates of behavioral health concerns and utilizing funding from the programs, community partners in Park County are committed to building a more robust behavioral health crisis system that does not criminalize mental health and substance use issues, but builds pathways to appropriate, behavioral health crisis care that links individuals to community based behavioral health supports for follow up post-crisis.

Last Year in Review

- A .5 FTE Peer Support Specialist was hired for assistance with crisis intervention services.
- Seventeen individual community agencies involved in the mental health continuum have been listed as partner agencies on the Charter and have been engaged in both Crisis Coalition meetings and individual work groups focused on a particular objective of the grant.
- Strengthened the crisis system infrastructure in Park County by ensuring leadership for the Crisis Coalition from a Crisis Care Coordinator.
- Increased the capacity of Park County providers to track behavioral health crisis services, through data collection and sharing and identifying upstream root causes.
- Increased access to training related to behavioral health crisis in Park County.
- Developed a community support system to respond more effectively to community based behavioral health crises, utilizing mental health paraprofessionals and other community supports providing continuity of care.

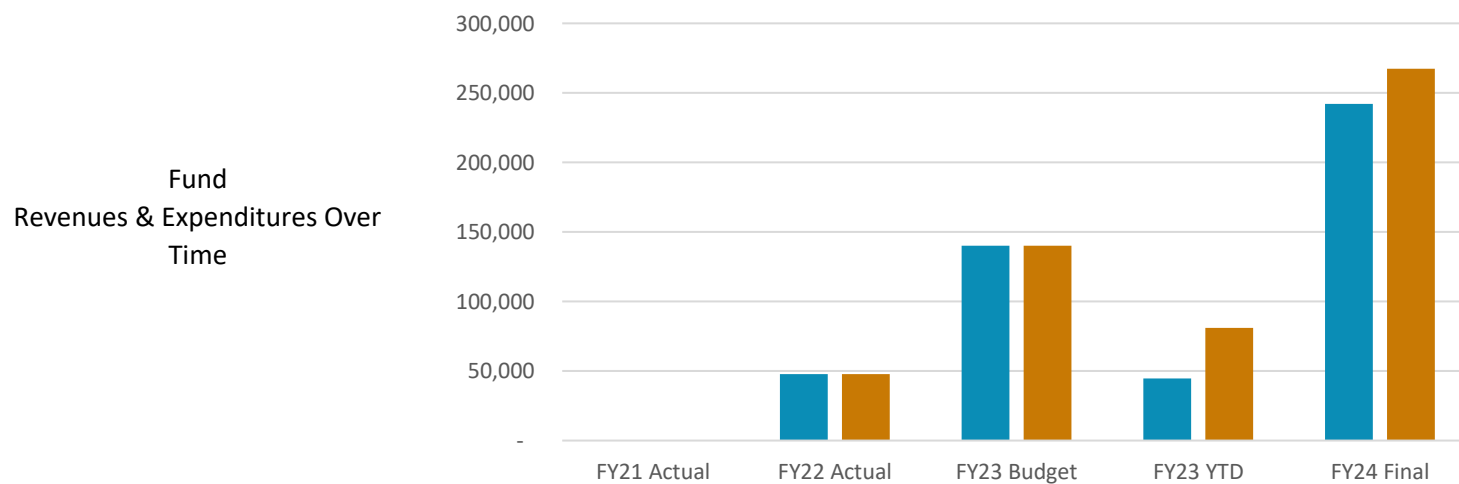


Special Revenue Fund

2980-BEHAVIORAL MENTAL HEALTH

BEHAVIORAL MENTAL HEALTH

	Actual FY21	Actual FY22	Budget FY23	Yr to Date FY23	Final FY24	% of Total
Source of Revenues						
Taxes/Assessments	\$ -	-	-	-	-	0%
Licenses and Permits	-	-	-	-	-	0%
Intergovernmental Revenue	-	47,677	140,000	44,515	242,000	100%
Charges for Services	-	-	-	-	-	0%
Fines and Forfeitures	-	-	-	-	-	0%
Miscellaneous Revenues	-	-	-	-	-	0%
Investments and Royalty	-	-	-	-	-	0%
Other/Transfers In	-	-	-	-	-	0%
Total Revenues	\$ -	47,677	140,000	44,515	242,000	100%
Object of Expenditures						
Personnel Services	\$ -	-	-	61,806	221,157	83%
Operating Expenditures	-	18,237	140,000	19,336	46,300	17%
Debt Service	-	-	-	-	-	0%
Capital Outlay	-	29,440	-	-	-	0%
Intergovernmental Transfers	-	-	-	-	-	0%
Total Expenditures	\$ -	47,677	140,000	81,142	267,457	100%
Budget Funding Summary						
Tax Revenues	\$ -	-	-	-	-	0%
Non-Tax Revenues	-	47,677	140,000	44,515	242,000	90%
Cash from Reserves	-	-	-	36,627	25,457	10%
Total Funding	\$ -	47,677	140,000	81,142	267,457	100%



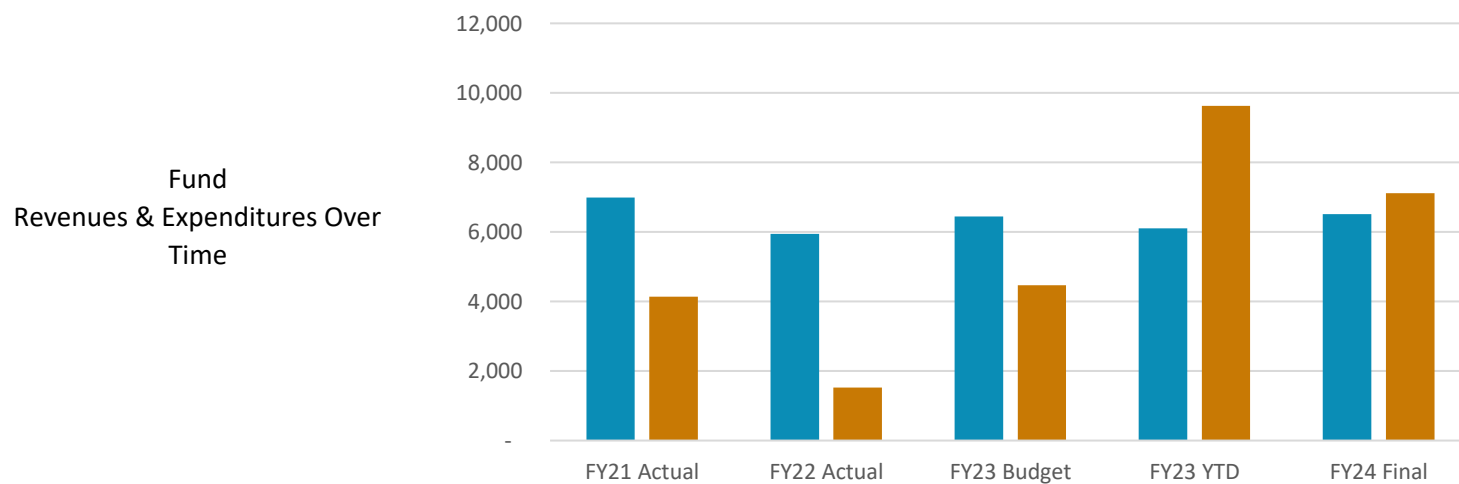


Special Revenue Fund

2950-DUI TASK FORCE

DUI TASK FORCE (subset of PH Dept)

	Actual FY21	Actual FY22	Budget FY23	Yr to Date FY23	Final FY24	% of Total
Source of Revenues						
Taxes/Assessments	\$ -	-	-	-	-	0%
Licenses and Permits	-	-	-	-	-	0%
Intergovernmental Revenue	6,992	5,947	6,000	5,658	6,000	92%
Charges for Services	-	-	-	-	-	0%
Fines and Forfeitures	-	-	-	-	-	0%
Miscellaneous Revenues	-	-	-	-	-	0%
Investments and Royalty	-	-	-	-	-	0%
Other/Transfers In	-	-	450	450	516	8%
Total Revenues	\$ 6,992	5,947	6,450	6,108	6,516	100%
Object of Expenditures						
Personnel Services	\$ -	-	4,472	4,448	7,111	100%
Operating Expenditures	4,133	1,523	-	5,173	-	0%
Debt Service	-	-	-	-	-	0%
Capital Outlay	-	-	-	-	-	0%
Intergovernmental Transfers	-	-	-	-	-	0%
Total Expenditures	\$ 4,133	1,523	4,472	9,621	7,111	100%
Budget Funding Summary						
Tax Revenues	\$ -	-	-	-	-	0%
Non-Tax Revenues	6,992	5,947	6,450	6,108	6,516	92%
Cash from Reserves	-	-	-	3,513	595	8%
Total Funding	\$ 6,992	5,947	6,450	9,621	7,111	100%





Mosquito

Department Overview

Park County takes a proactive approach to mosquito abatement. Adulticide is used as the County's main approach to abatement from mid-June to mid-September along a predefined route. Adulticide helps minimize mosquito-borne diseases such as West Nile Virus (WNV) and Equine Encephalitis. Adulticide application, known as 'fogging', can be hindered by unsuitable weather conditions that compromise effectiveness. Wind speed, precipitation, and temperatures under 50 degrees can cause delays in the application schedule.

Last Year in Review

- Mosquitos were sprayed in the Livingston Mosquito District from June 2023 through September 2023.
- Provided public education on mosquito control.
- Maintained mosquito equipment.
- Continue monitoring program, setting traps in and out of the spray route to ensure effective spraying.
- Aided statewide WNV monitoring by sending trapped mosquitos to Carroll College for WNV testing
- Continued limited larvicide applications to mosquito breeding habitat

Future Goals

- Continue to spray for mosquitos annually.
- Increase our public education and out-reach on the importance of mosquito control. This includes but is not limited to: human health risks, mosquito breeding habitat, mosquito life cycle, and reducing breeding habitat on private property.
- Maintain mosquito equipment.
- Set aside funds for future building, vehicle and equipment replacements and additions to support program growth and diversity.
- Expand larvicide program that will serve as prevention in addition to being an alternative control method when conditions are unsuitable for fogging.
- Continue and expand the trapping program that will allow us to evaluate mosquito populations, species, and determine a 'threshold' that will directly influence our control methods and timing.

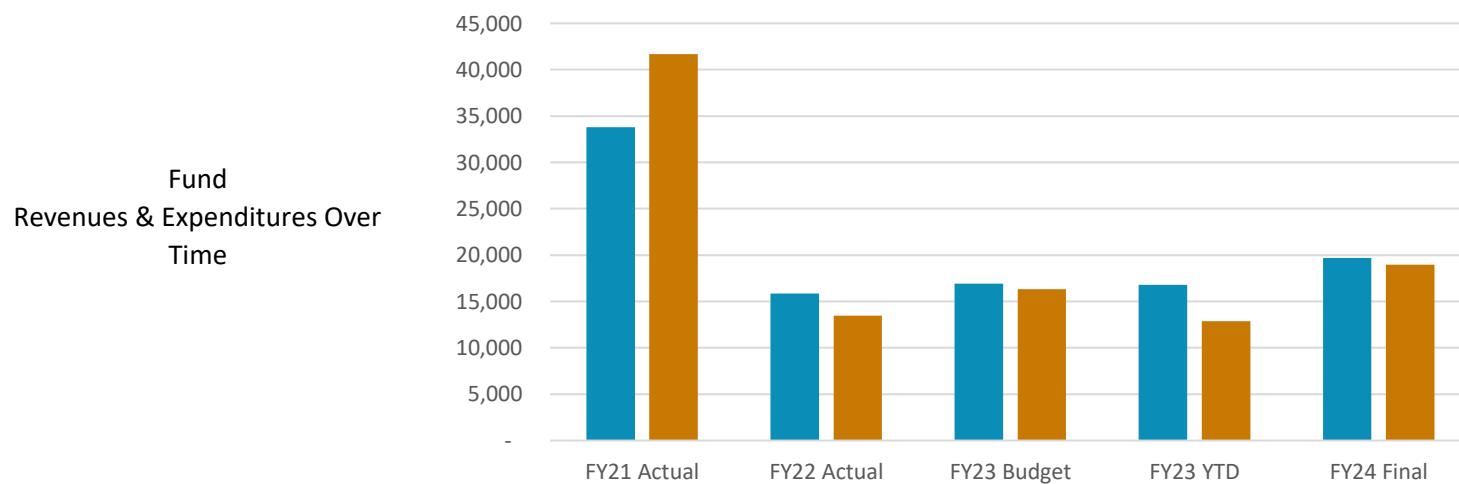


Special Revenue Fund

2200-MOSQUITO & 4025-CIP

MOSQUITO & CIP (subset of PW Dept)

	Actual FY21	Actual FY22	Budget FY23	Yr to Date FY23	Final FY24	% of Total
Source of Revenues						
Taxes/Assessments	\$ 13,745	14,665	15,654	15,588	16,449	83%
Licenses and Permits	-	-	-	-	-	0%
Intergovernmental Revenue	1,156	1,181	1,214	1,214	1,253	6%
Charges for Services	-	-	-	-	-	0%
Fines and Forfeitures	-	-	-	-	-	0%
Miscellaneous Revenues	-	-	-	-	-	0%
Investments and Royalty	9	-	50	-	-	0%
Other/Transfers In	18,887	-	-	-	2,000	10%
Total Revenues	\$ 33,797	15,846	16,918	16,802	19,702	100%
Object of Expenditures						
Personnel Services	\$ 6,951	6,086	7,806	7,294	8,487	45%
Operating Expenditures	6,262	7,365	8,500	5,575	8,500	45%
Debt Service	-	-	-	-	-	0%
Capital Outlay	26,465	-	-	-	-	0%
Intergovernmental Transfers	2,000	-	-	-	2,000	11%
Total Expenditures	\$ 41,678	13,451	16,306	12,869	18,987	100%
Budget Funding Summary						
Tax Revenues	\$ 13,745	14,665	15,654	15,588	16,449	83%
Non-Tax Revenues	20,052	1,181	1,264	1,214	3,253	17%
Cash from Reserves	7,881	-	-	-	-	0%
Total Funding	\$ 41,678	15,846	16,918	16,802	19,702	100%



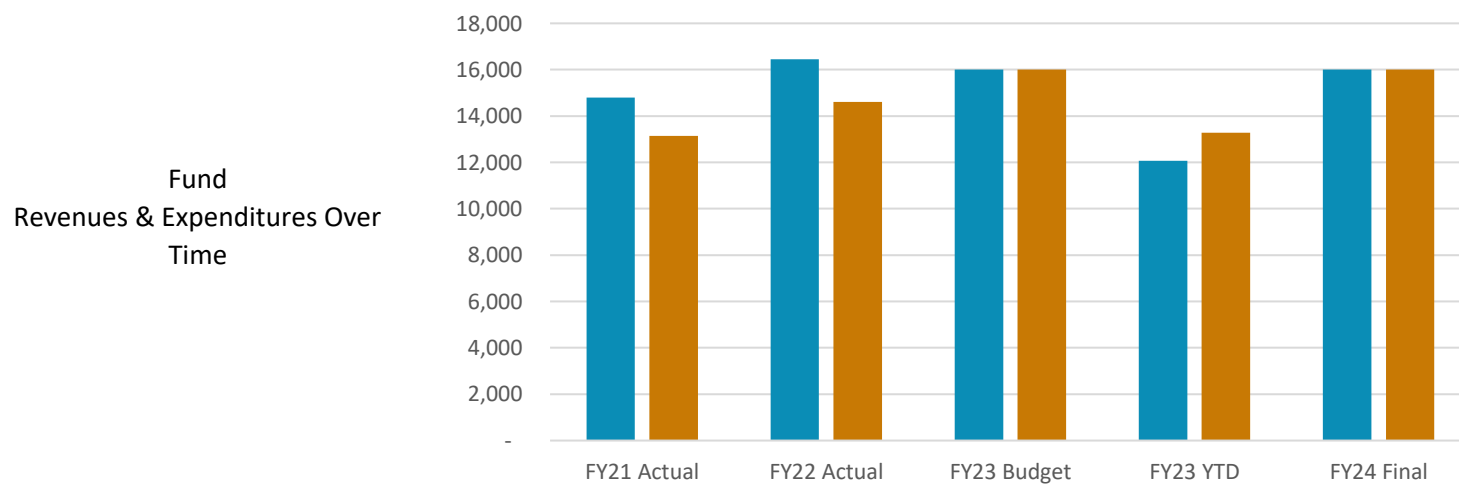


Special Revenue Fund

2155-PRED ANIMAL - CATTLE

PREDATORY ANIMAL - CATTLE

	Actual FY21	Actual FY22	Budget FY23	Yr to Date FY23	Final FY24	% of Total
Source of Revenues						
Taxes/Assessments	\$ 47	376	-	128	-	0%
Licenses and Permits	-	-	-	-	-	0%
Intergovernmental Revenue	-	-	-	-	-	0%
Charges for Services	-	-	-	-	-	0%
Fines and Forfeitures	-	-	-	-	-	0%
Miscellaneous Revenues	14,746	16,077	16,000	11,950	16,000	100%
Investments and Royalty	-	-	-	-	-	0%
Other/Transfers In	-	-	-	-	-	0%
Total Revenues	\$ 14,793	16,453	16,000	12,078	16,000	100%
Object of Expenditures						
Personnel Services	\$ -	-	-	-	-	0%
Operating Expenditures	13,137	14,609	16,000	13,287	16,000	100%
Debt Service	-	-	-	-	-	0%
Capital Outlay	-	-	-	-	-	0%
Intergovernmental Transfers	-	-	-	-	-	0%
Total Expenditures	\$ 13,137	14,609	16,000	13,287	16,000	100%
Budget Funding Summary						
Tax Revenues	\$ 47	376	-	128	-	0%
Non-Tax Revenues	14,746	16,077	16,000	11,950	16,000	100%
Cash from Reserves	-	-	-	1,209	-	0%
Total Funding	\$ 14,793	16,453	16,000	13,287	16,000	100%



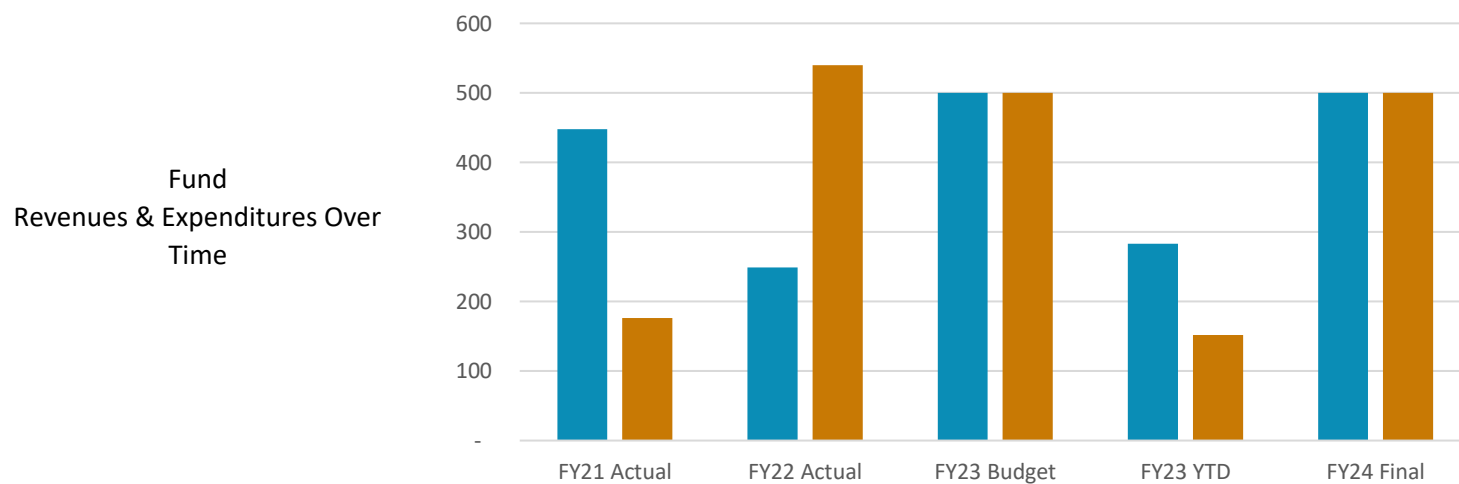


Special Revenue Fund

2153-PRED ANIMAL - SHEEP

PREDATORY ANIMAL - SHEEP

	Actual FY21	Actual FY22	Budget FY23	Yr to Date FY23	Final FY24	% of Total
Source of Revenues						
Taxes/Assessments	\$ -	-	-	7	-	0%
Licenses and Permits	-	-	-	-	-	0%
Intergovernmental Revenue	-	-	-	-	-	0%
Charges for Services	-	-	-	-	-	0%
Fines and Forfeitures	-	-	-	-	-	0%
Miscellaneous Revenues	448	249	500	276	500	100%
Investments and Royalty	-	-	-	-	-	0%
Other/Transfers In	-	-	-	-	-	0%
Total Revenues	\$ 448	249	500	283	500	100%
Object of Expenditures						
Personnel Services	\$ -	-	-	-	-	0%
Operating Expenditures	176	540	500	152	500	100%
Debt Service	-	-	-	-	-	0%
Capital Outlay	-	-	-	-	-	0%
Intergovernmental Transfers	-	-	-	-	-	0%
Total Expenditures	\$ 176	540	500	152	500	100%
Budget Funding Summary						
Tax Revenues	\$ -	-	-	7	-	0%
Non-Tax Revenues	448	249	500	276	500	100%
Cash from Reserves	-	291	-	-	-	0%
Total Funding	\$ 448	540	500	283	500	100%



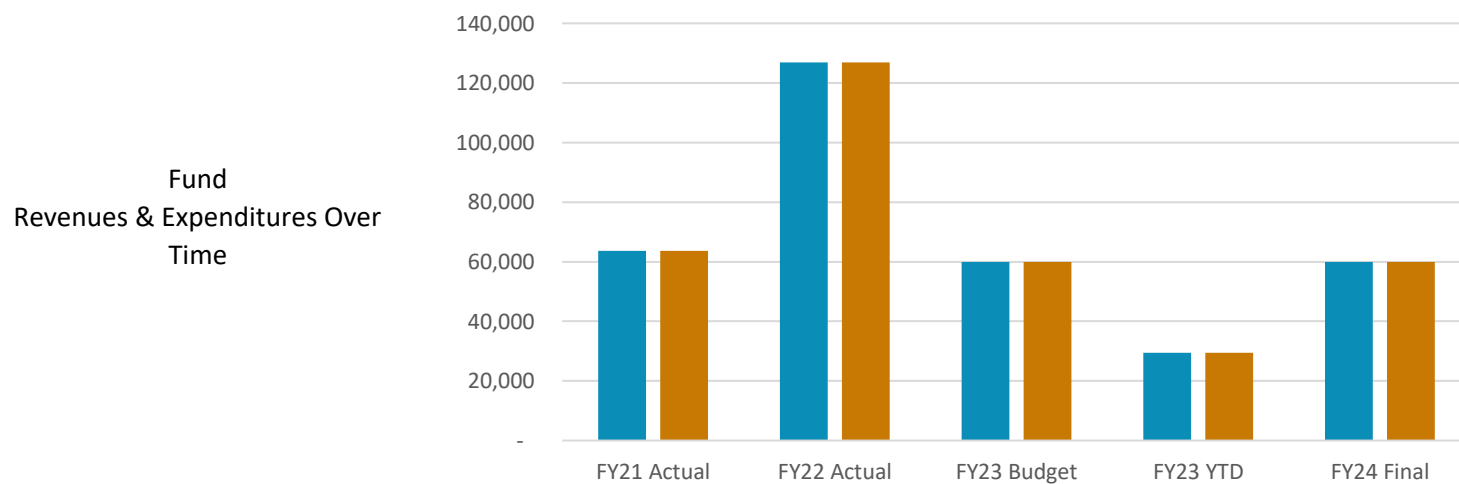


Special Revenue Fund

2800-ALCOHOL REHABILITATION

ALCOHOL REHABILITATION

	Actual FY21	Actual FY22	Budget FY23	Yr to Date FY23	Final FY24	% of Total
Source of Revenues						
Taxes/Assessments	\$ -	-	-	-	-	0%
Licenses and Permits	-	-	-	-	-	0%
Intergovernmental Revenue	63,642	126,857	60,000	29,424	60,000	100%
Charges for Services	-	-	-	-	-	0%
Fines and Forfeitures	-	-	-	-	-	0%
Miscellaneous Revenues	-	-	-	-	-	0%
Investments and Royalty	-	-	-	-	-	0%
Other/Transfers In	-	-	-	-	-	0%
Total Revenues	\$ 63,642	126,857	60,000	29,424	60,000	100%
Object of Expenditures						
Personnel Services	\$ -	-	-	-	-	0%
Operating Expenditures	63,642	126,857	60,000	29,424	60,000	100%
Debt Service	-	-	-	-	-	0%
Capital Outlay	-	-	-	-	-	0%
Intergovernmental Transfers	-	-	-	-	-	0%
Total Expenditures	\$ 63,642	126,857	60,000	29,424	60,000	100%
Budget Funding Summary						
Tax Revenues	\$ -	-	-	-	-	0%
Non-Tax Revenues	63,642	126,857	60,000	29,424	60,000	100%
Cash from Reserves	-	-	-	-	-	0%
Total Funding	\$ 63,642	126,857	60,000	29,424	60,000	100%



This page intentionally left blank.

SOCIAL, ECONOMIC, CULTURAL,
RECREATION and COMMUNITY



PARK
COUNTY

MONTANA

Overview of Social, Economic, Cultural, Recreation and Community Activity



Summary of Activities

While the Library is the largest component of the group, those operating funds are sent to the City of Livingston and Park County provides no operational support. The next largest component is Fairgrounds & Parks.



Fairgrounds & Parks: Our mission is to provide quality agricultural, economic and recreational opportunities to Park County residents and visitors by facilitating access, understanding and enjoyment of the natural assets and amenities of Park County, Montana.

The Yellowstone Gateway Museum of Park County's mission is to collect, preserve, and interpret the cultural and natural history of Park County, Montana and its relationship to Yellowstone Park for the education of everyone.



Angel Line Transportation provides scheduled pick up service for senior citizens (over 60) and disabled people of all ages for a small suggested donation/fee. People are transported for a variety of purposes including medical appointments, recreation, shopping, work, etc.

Park County Windrider Transit seeks to provide an efficient and courteous free fixed-route service delivery system to citizens and disabled persons in Park County, Montana. Organized with grant and donation funding in 2017, the transit system was implemented in 2019.

MSU Extension provides unbiased, research-based information, helping you make the best decisions possible. Services include soil and hay testing, insect identification, plant identification and disease diagnostics, 4H support and education, pesticides for purchase and other ranch support.



MSU Extension

Department Overview

Serves as the off-campus education arm of Montana State University. They disseminate and encourage application of research-generated knowledge and leadership techniques to individuals, families and communities. Some of the major areas include agricultural production, family and consumer sciences, 4-H youth development programming, and community development and economic development. Services and information include: Soil and Hay Testing, Insect Identification, Plant Identification and Disease Diagnostics, Home Preservation Information and Pressure Canner Gauge Testing, Pesticide Applicators Licensing, Estate Planning Information, Energy Efficiency, Leadership Development training, Business Start-up and Development Resources, and Strategic Planning Services.

Park County Economic Development is a project of MSU Park County Extension in partnership with the City of Livingston and Park County. Formed in 2013, each partner made a commitment to the future of Park County's communities and economy by leveraging limited resources to maximize their impact. This partnership grew out of a common belief that supporting the development of strong people and communities leads to a healthy, resilient economy that benefits everyone.

Last Year in Review

- Provided services to the agricultural community like pasture and noxious weed management strategies.
- Provided 4-H youth with life skills like communication, critical thinking, and self-responsibility through interest-based project work. Provided the Youth Aware of Mental Health class to all freshman students at Park High and Shields Valley High School.
- Organized and implemented the County Fair, supporting the youth of the county.
- Facilitated the eighth year of Leadership 49, a county-wide leadership program for adults. This year's graduating class is joining a group of 150 alumni across the county.

Future Goals

- Continue to expand youth development and family consumer science programming in Park County.
- Support noxious weed eradication and other agricultural programs.
- Facilitate the tenth class of Leadership 49 and launch an alumni program.
- Develop a small business training program to help with safety, business planning, financial management, marketing, and workforce.



Historical Research – Park County Genealogy Society

Department Overview

The objectives of the Park County Genealogy Society are:

- To promote and encourage active interest in genealogy, compile accurate and complete genealogies, collect and preserve genealogical records.
- To promote and encourage active interest in genealogy through courses, and instruction, through lectures, forums, seminars, workshops, publications, and other means for all ages.
- To locate genealogical records and promote their preservation and availability to the public through cooperation with the library and by other means.
- To abide by the Montana State Genealogical Society bylaws, and maintain membership in the Montana State Genealogical Society.

The Park County Genealogy Society takes archived material and indexes it for researchers to find materials more easily. The original copies are sorted and stored, and all materials are copied and placed in binders for public use and can be found in the local public library. The Society helps pay for the subscription of the research website Ancestry.com through the local public library. The public can access this website on any computer within the local library with a local public library card. The Society purchases supplies as needed using funds from Park County.

The Society holds monthly meetings the 4th Thursday of each month from 5:30 – 7:30 p.m. during the months of September through May in the genealogy area at the Livingston Public Library.

Last Year in Review

- Clipped obituaries from the local paper and placed them in binders for public use.
- Updated county cemetery indices.
- Beginning Genealogy Class was presented last fall

Future Goals

- Continue to handle material as it comes in to the Society.
- Work with researchers as needed.
- Keep county cemetery indices updates in a timely manner.
- Track obituaries in a timely manner.
- Update and maintain our website in a timely manner.



General Fund Expenditures by Department (Portion of Soc/Econ/Other)

		1000-027-Veteran Burial				
		Actual FY21	Actual FY22	Budget FY23	Yr to Date FY23	Final FY24
Object of Expenditures						
Personnel Services	\$	-	-	-	-	-
Operating Expenditures		16,370	15,100	15,000	10,100	15,000
Debt Service		-	-	-	-	-
Capital Outlay		-	-	-	-	-
Transfer Out		-	-	-	-	-
Total Expenditures	\$	16,370	15,100	15,000	10,100	15,000
% of Total General Fund Expenditures		0%	0%	0%	0%	0%
		1000-028-MSU Extension				
		Actual FY21	Actual FY22	Budget FY23	Yr to Date FY23	Final FY24
Object of Expenditures						
Personnel Services	\$	47,675	62,922	66,370	57,638	67,337
Operating Expenditures		159,902	124,032	149,726	132,698	156,900
Debt Service		-	11,520	-	-	-
Capital Outlay		-	-	-	-	-
Transfer Out		-	-	-	-	-
Total Expenditures	\$	207,577	198,474	216,096	190,336	224,237
% of Total General Fund Expenditures		5%	5%	5%	5%	4%
		1000-058-Historical Research				
		Actual FY21	Actual FY22	Budget FY23	Yr to Date FY23	Final FY24
Object of Expenditures						
Personnel Services	\$	-	-	-	-	-
Operating Expenditures		451	40	500	128	500
Debt Service		-	-	-	-	-
Capital Outlay		-	-	-	-	-
Transfer Out		-	-	-	-	-
Total Expenditures	\$	451	40	500	128	500
% of Total General Fund Expenditures		0%	0%	0%	0%	0%



Angel Line Transportation

Department Overview

Angel Line Transportation provides door-to-door paratransit services to senior citizens (60 and over) and disabled people of all ages. Angel Line is funded by two voted mill levies. The first approved by voters in 1994 and the second in 2004. Angel Line operates Monday-Friday from 8am to 4pm, except for holidays. A suggested donation of \$1 per ride helps to offset operating expenses.

Last Year in Review

Angel Line provided 4,500 rides last year enabling individuals to access goods and services in our community. We transport clients for medical appointments, grocery shopping, banking and a variety of other services. Demand for transportation remains steady and we strive to meet the needs of our clients and the community.

Future Goals

Continue to provide excellent transportation services enhancing quality of life for our senior and disabled population.

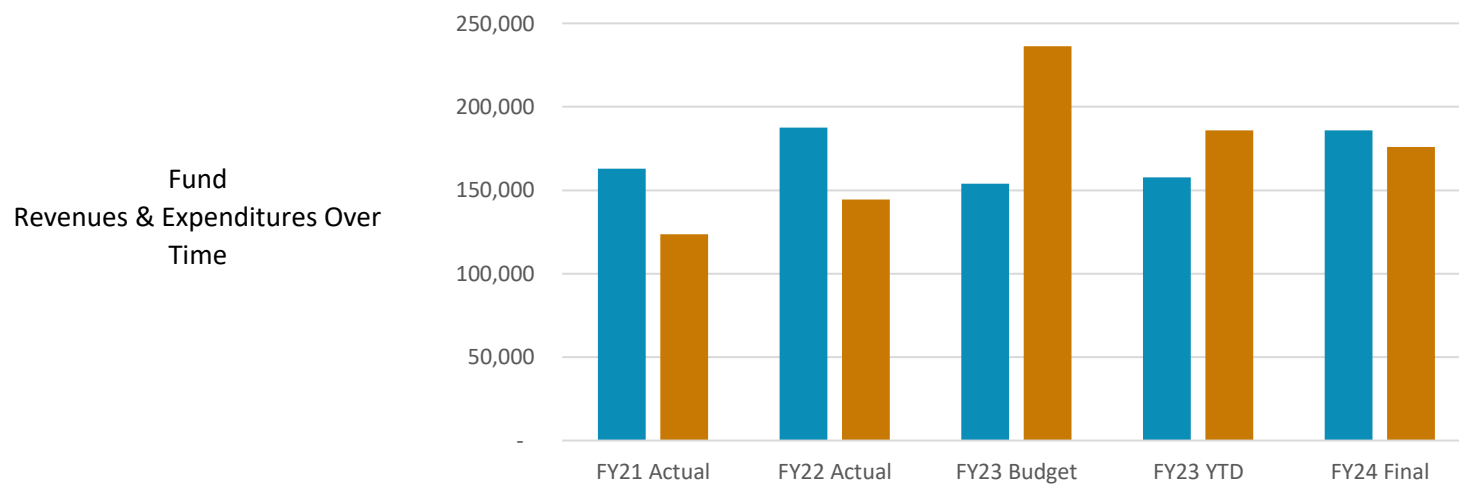


Special Revenue Fund

2281-ANGEL LINE & 4050-CIP

ANGEL LINE & CIP

	Actual FY21	Actual FY22	Budget FY23	Yr to Date FY23	Final FY24	% of Total
Source of Revenues						
Taxes/Assessments	\$ 120,584	123,630	129,029	128,068	133,502	72%
Licenses and Permits	-	-	-	-	-	0%
Intergovernmental Revenue	9,329	9,471	9,672	9,672	9,831	5%
Charges for Services	-	-	-	-	-	0%
Fines and Forfeitures	-	-	-	-	-	0%
Miscellaneous Revenues	2,607	2,689	2,500	3,479	3,000	2%
Investments and Royalty	17	119	10	389	-	0%
Other/Transfers In	30,360	51,603	12,611	16,111	39,459	21%
Total Revenues	\$ 162,897	187,512	153,822	157,719	185,792	100%
Object of Expenditures						
Personnel Services	\$ 89,731	91,476	125,399	114,543	120,395	68%
Operating Expenditures	13,955	12,925	27,470	8,006	30,430	17%
Debt Service	-	-	-	-	-	0%
Capital Outlay	-	-	63,331	63,331	-	0%
Intergovernmental Transfers	20,000	40,000	20,000	-	25,000	14%
Total Expenditures	\$ 123,686	144,401	236,200	185,880	175,825	100%
Budget Funding Summary						
Tax Revenues	\$ 120,584	123,630	129,029	128,068	133,502	72%
Non-Tax Revenues	42,313	63,882	24,793	29,651	52,290	28%
Cash from Reserves	-	-	82,378	28,161	-	0%
Total Funding	\$ 162,897	187,512	236,200	185,880	185,792	100%





Community Development Block Grant – Gardiner Infrastructure Capital Improvements Plan

Department Overview

The Park County Grants & Special Projects department applied for \$30,000 in Community Block Planning Grant funds in June of 2021. The purpose of the request was for funding to assist with a Gardiner Infrastructure Capital Improvements Plan (CIP) to be developed by an engineering firm who will assess and prioritize infrastructure needs in the Gardiner community; evaluate funding resources; complete a written plan, that is eventually adopted with potential for implementation of proposed CIP projects. Some site survey and infrastructure design will also be included within the planning document.

Last Year in Review

- Grant funding was awarded in September 2021.
- Contracts and task orders were fully executed with an engineering firm.
- Through June 30, 2022, site survey and a needs assessment have been completed and prioritization of needs have been developed in draft form with infrastructure design elements.

Future Goals

- Final infrastructure design, prioritization of needs and evaluation of funding options will be presented in a final plan to the County Commission for review, adoption and potential implementation.
- Park County will pay claims, receive reimbursement and submit grant documentation.

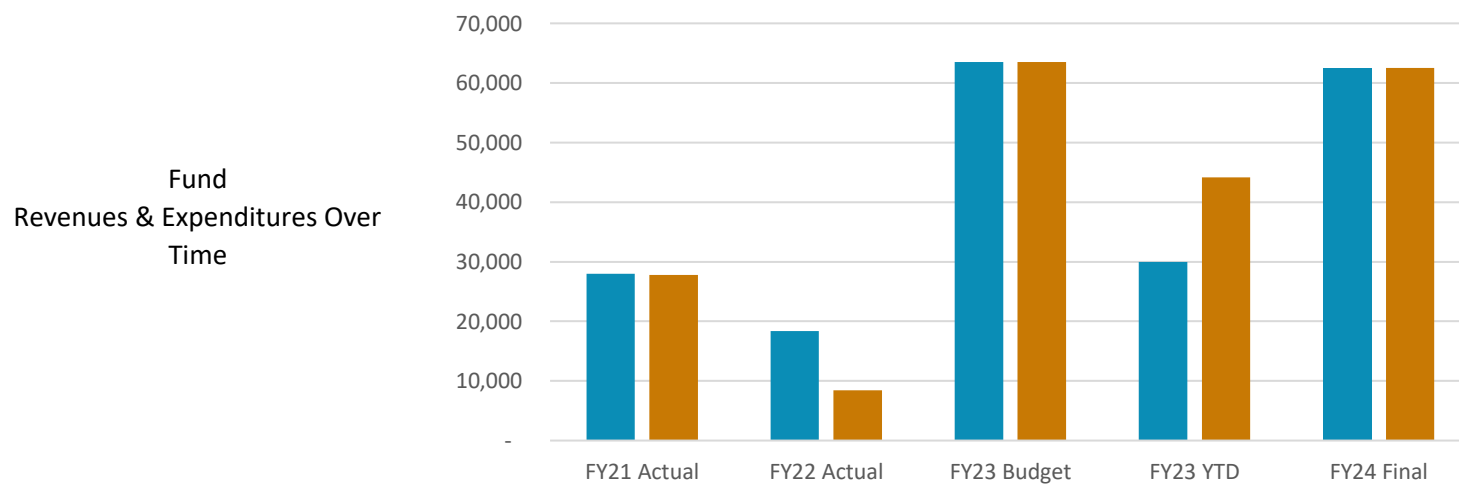


Special Revenue Fund

2940-COMM DEVT BLOCK GRANT

COMMUNITY DEVELOPMENT BLOCK GRANT

	Actual FY21	Actual FY22	Budget FY23	Yr to Date FY23	Final FY24	% of Total
Source of Revenues						
Taxes/Assessments	\$ -	-	-	-	-	0%
Licenses and Permits	-	-	-	-	-	0%
Intergovernmental Revenue	21,000	8,353	30,000	30,000	50,000	80%
Charges for Services	-	-	-	-	-	0%
Fines and Forfeitures	-	-	-	-	-	0%
Miscellaneous Revenues	7,000	-	-	-	12,500	20%
Investments and Royalty	-	-	-	-	-	0%
Other/Transfers In	-	10,000	33,500	-	-	0%
Total Revenues	\$ 28,000	18,353	63,500	30,000	62,500	100%
Object of Expenditures						
Personnel Services	\$ -	-	-	-	-	0%
Operating Expenditures	105	8,401	63,500	44,144	62,500	100%
Debt Service	-	-	-	-	-	0%
Capital Outlay	-	-	-	-	-	0%
Intergovernmental Transfers	27,700	-	-	-	-	0%
Total Expenditures	\$ 27,805	8,401	63,500	44,144	62,500	100%
Budget Funding Summary						
Tax Revenues	\$ -	-	-	-	-	0%
Non-Tax Revenues	28,000	18,353	63,500	30,000	62,500	100%
Cash from Reserves	-	-	-	14,144	-	0%
Total Funding	\$ 28,000	18,353	63,500	44,144	62,500	100%





Fairgrounds & Parks

Department Overview

The vision for the Fairgrounds and Parks Department is to create and maintain world-class fairgrounds, parks and trails for all, through the cooperative efforts of our community.

Fairgrounds. Our Fairgrounds offer a versatile year-round event center featuring various event spaces, conference rooms, dining area, catering kitchen, and ample parking. The outdoor arena can accommodate 5,000 spectators. Additionally, we provide event-related camping, along with a sanitary dump station and shower house. Services also include year-round horse stalling, open arena rides, a seasonal ice skating rink, and seasonal storage.

Parks. Our county is home to three County parks, each a testament to the natural beauty and recreational spirit of Park County.

- **Arch Park:** Adjacent to the iconic Roosevelt Arch, this 1.5-acre park offers a stone shelter pavilion, picnic spots, a stage, water hydrant, and barbeque area. The park is surrounded by trees and maintained grass.
- **Confluence Park:** Nestled near the merging point of the Gardner and Yellowstone Rivers, this park in Gardiner provides a serene and natural escape. There are no services or amenities at this river access park.
- **Silver Gate Park:** Just on the outskirts of Yellowstone National Park in the Silver Gate community, enjoy picnic areas, benches, playgrounds, vault toilets, and bear-proof trash receptacles.

Last Year in Review

- The Fairgrounds hosted over 145 different events, several of which were new events.
- The Arch Park Gazebo was reserved 21 times, and 16 reservations were cancelled due to the 2022 historic flood.
- More than 700 volunteer labor hours were logged.
- A John Deere 5090E Tractor was co-purchased with the Livingston Roundup Association, allowing the Fairgrounds to independently maintain the rodeo arena and parking lot.

Future Goals & Projects

Numerous projects are in the pipeline for completion in FY24. However, the timelines may stretch into FY25 due to contractor availability and funding considerations.

- Continue to work with other departments and the public to find opportunities to improve our Parks, trails, and Fairgrounds.
- **Water / Sewer Infrastructure Project:** Project designed, bid and contract awarded. Project will replace Fairgrounds water main, add meter pits, and a bulk fill station. Allocated American Rescue Plan Act funding. Est. completion: By June 24'.
- **Exhibit Building Solar Project:** Plans designed. Project will offer long term energy bill savings. Funded by the American Rescue Plan Act and external grants. Est. completion: Fall of 23'.
- **Exhibit Restroom Remodel Project:** Finalized plans, bidding again in Fall of 23'. Project will convert exhibit storage into upgraded entryway with improved restrooms and windows. Existing restrooms repurposed. Allocated American Rescue Plan Act funding. Est. completion: Spring of 24'.
- **Exhibit Building Roof & Insulation:** Plans to be finalized and bid. Project will fix roof leaks, and correct energy loss. County Commission allocated funding from the Local Assistance and Tribal Consistency Fund. Est. completion: TBD.
- **Computerized Event Reservation System:** This project aims to streamline and automate event reservation process, cutting down staff paperwork and enhancing customer experience. Est. completion: Fall of 23'.

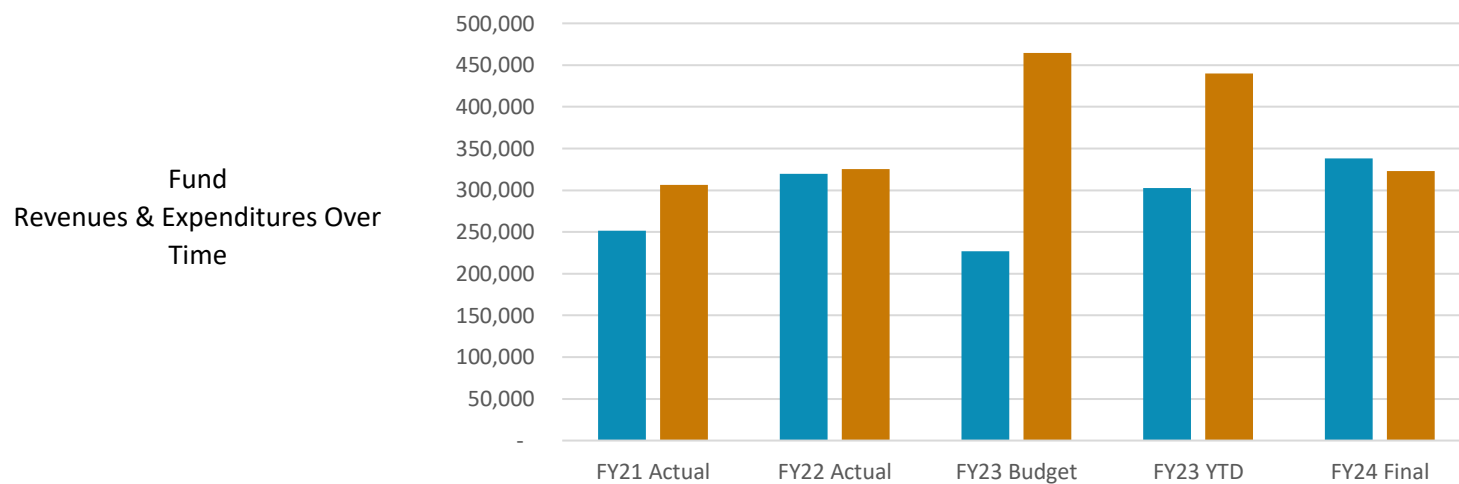


Special Revenue Fund

2160-FAIRGROUNDS & PARKS & 4030-CIP

FAIRGROUNDS & PARKS & CIP

	Actual FY21	Actual FY22	Budget FY23	Yr to Date FY23	Final FY24	% of Total
Source of Revenues						
Taxes/Assessments	\$ 98,416	97,333	112,257	111,246	117,605	35%
Licenses and Permits	-	-	-	-	-	0%
Intergovernmental Revenue	8,520	8,720	9,005	9,005	9,229	3%
Charges for Services	12,533	20,479	16,150	14,127	16,650	5%
Fines and Forfeitures	-	-	-	-	-	0%
Miscellaneous Revenues	48,826	104,250	33,874	112,686	47,600	14%
Investments and Royalty	4	-	5	55	-	0%
Other/Transfers In	83,168	89,001	55,515	55,515	147,041	43%
Total Revenues	\$ 251,467	319,783	226,806	302,634	338,125	100%
Object of Expenditures						
Personnel Services	\$ 131,233	153,213	321,979	157,558	173,653	54%
Operating Expenditures	144,845	149,839	142,391	202,155	112,205	35%
Debt Service	-	-	-	-	37,119	11%
Capital Outlay	15,082	22,342	-	80,254	-	0%
Intergovernmental Transfers	15,400	-	-	-	-	0%
Total Expenditures	\$ 306,560	325,394	464,370	439,967	322,977	100%
Budget Funding Summary						
Tax Revenues	\$ 98,416	97,333	112,257	111,246	117,605	35%
Non-Tax Revenues	153,051	222,450	114,549	191,388	220,520	65%
Cash from Reserves	55,093	5,611	237,564	137,333	-	0%
Total Funding	\$ 306,560	325,394	464,370	439,967	338,125	100%





Museum

Department Overview

The mission of the Yellowstone Gateway Museum is to build community, connection and inspiration by sharing stories of Park County Montana's cultural and natural history through accessible collections and programs.

The museum houses and preserves more than 50,000 items: objects, photographs, manuscripts, books, audio-visual materials, and oral histories that date from thousands of years ago to present. The existing Yellowstone Gateway Museum, originally the House of Memories, currently occupies a site at the corner of Chinook and N. 2nd Street, in a residential neighborhood. The primary museum building is the historic Northside School, a three-story structure with basement, built in 1907. A non-historic two-story storage building occupies the northern (rear) portion of the site. Two smaller and historic structures, the Urbach School and a blacksmith shed, were relocated to the museum as interpretive elements, and are presently located outdoors between the two larger buildings. The Northside School houses research, storage and staff spaces in the basement, ticketing and a small retail component at the main entry level, exhibits on upper levels both at stair landings and in the classroom spaces, and the Director's Office on the highest level. The research center houses photo and manuscript archives, and a library. Staff and volunteers collaborate with area schools in the development and implementation of educational programming.

Last Year in Review

- The YGM accepted 66 donations totaling 1060 artifacts into the collection in FY23 (average of 16 items/donation—an increase of more than two-fold over the previous year.
- The YGM cataloging volunteers catalogued and entered 3097 items into PastPerfect. (An increase of about 8% over FY22.)
- Staff at the YGM fielded approximately 94 research requests
- The YGM installed new exhibits during FY 2023: Celebrating Yellowstone and Living on the Edge.
- Constructed and finalized a new popup exhibit program which will bring YGM to different locations throughout Park County
- Held public events to promote the opening of Celebrating Yellowstone Show and Sale
- Rented out YGM for public events for the first time in our history.
- Began the process for a feasibility assessment working with a design team and the community to map the future of the YGM.
- Created and implemented new family focused programs.
- Completed the transition of the YGM webpage to the Park County server
- Continued the process of addressing deferred maintenance projects on the museum building and grounds.
- Continued partnership with Park Photo, a downtown business that showcases museum collection photographs, serves as a downtown retail space, and offers prints for sale with a portion of the proceeds benefiting the museum.
- Offered two seasonal speaker series which were virtual and in person at Park Photo in downtown Livingston

Future Goals

- Continue implementation of new Strategic Plan
- Increase community participation through events and new programs
- Better promote the opportunity to rent the museum for special events.
- Work with the Friends of the Yellowstone Gateway Museum in their fundraising and board recruitment efforts.
- Expand collections storage on museum property by properly storing and cataloging locations in collections management software.
- Hold more special events for museum members
- Work with FYGM to increase gift store revenue.
- Continue to develop an exhibit schedule which fits in with our new strategic plan that includes funding streams and partners.

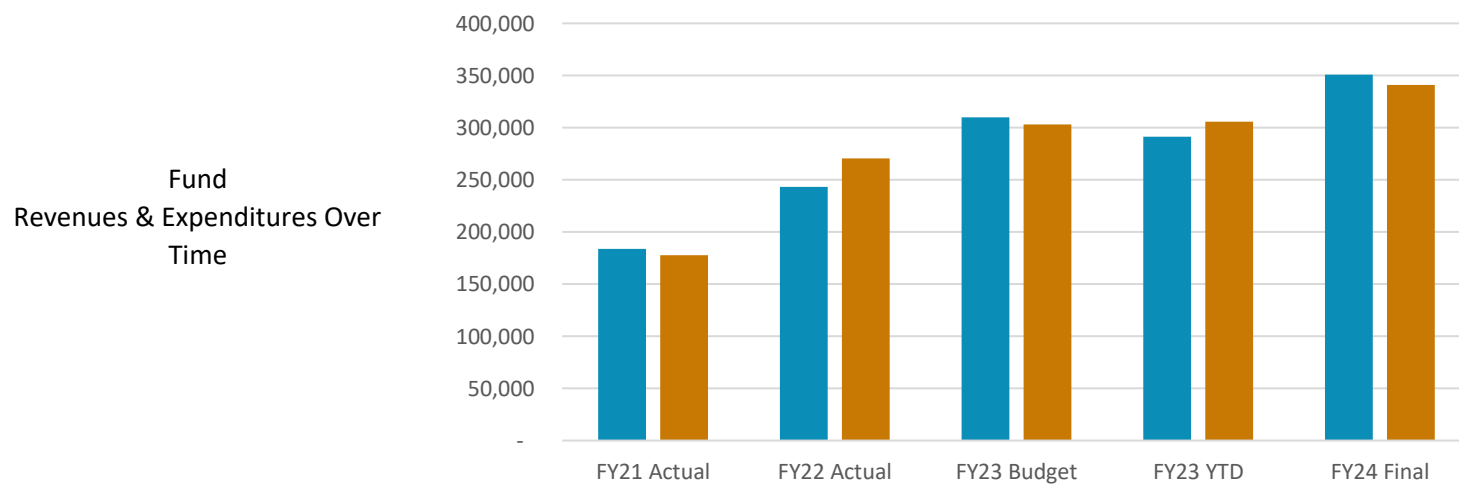


Special Revenue Fund

2360-MUSEUM

MUSEUM

		Actual FY21	Actual FY22	Budget FY23	Yr to Date FY23	Final FY24	% of Total
Source of Revenues							
Taxes/Assessments	\$	104,933	116,357	173,732	171,090	182,568	52%
Licenses and Permits		-	-	-	-	-	0%
Intergovernmental Revenue		2,446	2,503	2,585	2,585	2,649	1%
Charges for Services		2,745	12,330	14,000	10,668	17,000	5%
Fines and Forfeitures		-	-	-	-	-	0%
Miscellaneous Revenues		25,174	46,067	60,492	47,954	73,436	21%
Investments and Royalty		-	-	-	-	-	0%
Other/Transfers In		48,575	66,091	59,023	59,023	74,983	21%
Total Revenues	\$	183,873	243,348	309,832	291,320	350,636	100%
Object of Expenditures							
Personnel Services	\$	112,266	207,141	252,645	259,226	264,543	78%
Operating Expenditures		20,819	63,427	47,750	45,991	73,907	22%
Debt Service		-	-	2,499	-	2,499	1%
Capital Outlay		44,599	-	-	-	-	0%
Intergovernmental Transfers		-	-	-	674	-	0%
Total Expenditures	\$	177,684	270,568	302,894	305,891	340,949	100%
Budget Funding Summary							
Tax Revenues	\$	104,933	116,357	173,732	171,090	182,568	52%
Non-Tax Revenues		78,940	126,991	136,100	120,230	168,068	48%
Cash from Reserves		-	27,220	-	14,571	-	0%
Total Funding	\$	183,873	270,568	309,832	305,891	350,636	100%





Park County Transit – Windrider Transit

Department Overview

Windrider Transit provides fare free and reliable transportation services to all citizens in Park County, Montana. Windrider Transit provides general public and para-transit services within one mile of the limits of the City of Livingston. All vehicles are ADA accessible and equipped with lifts; there is no fee to ride a Windrider bus. The fixed bus route averages 2,500 miles driven per month and transports approximately 20 passengers per day. The routes run as far east as Livingston HealthCare and south near McDonalds and Albertsons and accompanying shopping, medical, eating and lodging establishments. The routes include other fixed stops at the Ace Hardware and Town & Country shopping centers; Park High School; several downtown locations; and, some stops on the north side of town at Summit Apartments, NorthTown Development, the North Side Park and the Katie Bonnell Park – a total of 136 stops per day.

In collaboration with our great community partners, Park County has successfully applied for funding through capital and operating assistance grants to implement the Windrider Transit Program. These funding sources are coordinated and administered through the Montana Department of Transportation Transit Section through pass-through funding provided by the Federal Transit Administration (FTA). Grant funding toward this program covers approximately 55% of our total operating, administrative and maintenance costs per year; we raise the remaining 45% of funds through our important local partnerships.

The Windrider Transit fleet includes one 2021 Ford F350 bus, one 2018 Ford F350 bus and one older 2002 relief bus.

Last Year in Review

- Received 11 community partner contributions and various miscellaneous contributions of \$45,000 for FY22/23 through collaboration during the Park County Community Foundation Give a Hoot campaign in July 2022. The remainder of the funding to operate the program was grant funded through the MT Department of Transportation and TransAde.
- Provided 21,812 rides in the first 67 months of operation, averaging 19.62 riders per day for total days driven. The goal in the first year was to provide free bus services to at least 5 passengers per day. The most popular stops (in order of most used to fifth most used) were: Lewis St (between Main and 2nd); Public Library; Town & Country; Albertsons; and, Livingston HealthCare.
- Provided Dial-A-Ride services to Park County residents who could not use Angel Line transportation services.
- Through a grant received by Rural Transit Assistance Program, Windrider Transit added curbside Dial-A-Ride (DAR) medical/dental/vision/behavioral health appointment trips, twice per week to Bozeman and one day per week in Livingston for those that do not qualify for Angel Line transportation services. The RTAP grant also allowed Windrider Transit to introduce a half-day Saturday fixed route in Livingston.
- Continued to employ four part-time permanent and relief drivers (equaling a 2.50 FTE).
- Completed construction on the Park County Public Transportation facility – a project fully funded by a Capital Assistance Grant from the Montana Department of Transportation.

Future Goals – Next Five Years

- Receive 13 committed community partner contributions of at least \$45,000 for FY23/24.
- Continue to increase ridership.
- Continue to provide bus services for special events.
- Ridership reporting for community partners and all other active and potential stakeholders.
- Lease the 2002 relief bus to Bridger Bowl to provide staff and public transportation seven days a week during the winter ski season.
- Review and add amendments to Coordination Plan in February of each calendar year.
- Increase fleet to include ADA passenger van for curbside medical/dental trips to Bozeman and Billings. We have received grant funding to pay for 85% of this purchase.

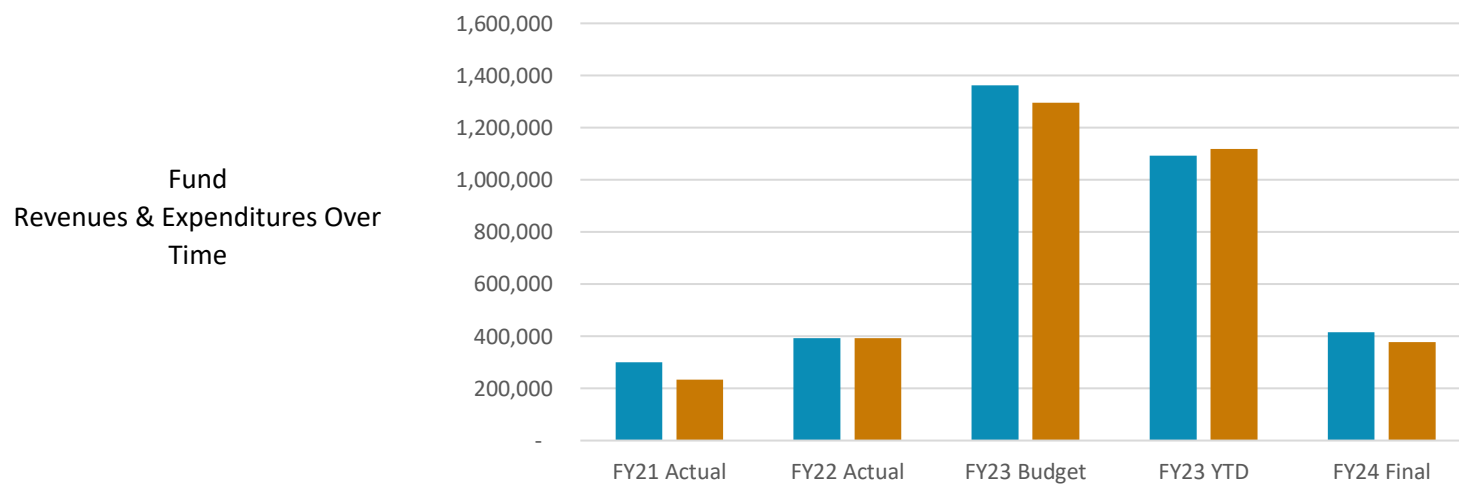


Special Revenue Fund

2285-PARK COUNTY TRANSIT

PARK COUNTY TRANSIT

	Actual FY21	Actual FY22	Budget FY23	Yr to Date FY23	Final FY24	% of Total
Source of Revenues						
Taxes/Assessments	\$ -	-	-	-	-	0%
Licenses and Permits	-	-	-	-	-	0%
Intergovernmental Revenue	248,778	335,725	1,303,625	1,042,692	343,477	83%
Charges for Services	-	1,057	500	928	1,000	0%
Fines and Forfeitures	-	-	-	-	-	0%
Miscellaneous Revenues	36,705	42,673	45,000	41,153	43,000	10%
Investments and Royalty	-	-	-	-	-	0%
Other/Transfers In	14,026	12,459	13,107	8,107	27,349	7%
Total Revenues	\$ 299,509	391,914	1,362,232	1,092,880	414,826	100%
Object of Expenditures						
Personnel Services	\$ 103,686	127,387	143,268	155,493	134,690	36%
Operating Expenditures	37,706	38,423	3,060	411,000	42,160	11%
Debt Service	-	-	-	-	-	0%
Capital Outlay	91,811	226,174	1,150,000	551,373	200,000	53%
Intergovernmental Transfers	-	-	-	-	-	0%
Total Expenditures	\$ 233,203	391,984	1,296,328	1,117,866	376,850	100%
Budget Funding Summary						
Tax Revenues	\$ -	-	-	-	-	0%
Non-Tax Revenues	299,509	391,914	1,362,232	1,092,880	414,826	100%
Cash from Reserves	-	70	-	24,986	-	0%
Total Funding	\$ 299,509	391,984	1,362,232	1,117,866	414,826	100%





Livingston-Park County Public Library

Overview

The Livingston-Park County Public Library is supported by taxpayers across the county. The City of Livingston provides the fiscal management function for the Library in conjunction with the Library Board so the financial information is limited to transferring funds to the City of Livingston.

The Library's service population are the 17,800 or so residents of Park County. Around 60 new accounts are opened each month. The physical collection consists of nearly 45,000 items in the Library and on the Bookmobile. Additionally, users have access to over 62,000 copies of downloadable e-books and audiobooks. And with the Library's membership in a statewide sharing group, over 890,000 items from participating libraries are available at no charge to the borrower. Visitors can use any of eleven public computers. Printing and copying are available for a small fee. Children's story times are held at least two days a week most weeks, at the Library. The bookmobile primarily provides services to Park County outside of Livingston, delivering items and making weekly stops in Wilsall, Clyde Park, Emigrant, Gardiner, and less frequently in Cooke City.

Last Year in Review

- Replaced fluorescent lighting with energy- and economically-efficient LED lighting, throughout the building
- 76,438 items loaned among 2,780 account holders—nearly 16% of County residents checked out items
- 59,392 people walked in the doors, a 6.2% increase over last fiscal year
- 8,388 public computer sessions; as people rely increasingly on smart phones the Library has seen use of this service decline (see comment at Future Goals)
- Hosted 472 children's and teen programs with 6,624 attendees
- Reserved space for 178 meetings
- Continued to serve Wilsall, Clyde Park, Emigrant, and Gardiner with the bookmobile

Future Goals

- Ask Park County voters to approve a dedicated library levy to provide substantial, permanent library services in communities outside of Livingston
- Reduce number of public computers and free space up for other uses, primarily to expand public seating and meeting spaces
- Replace dying lawn with all-native grasses and shrubs.

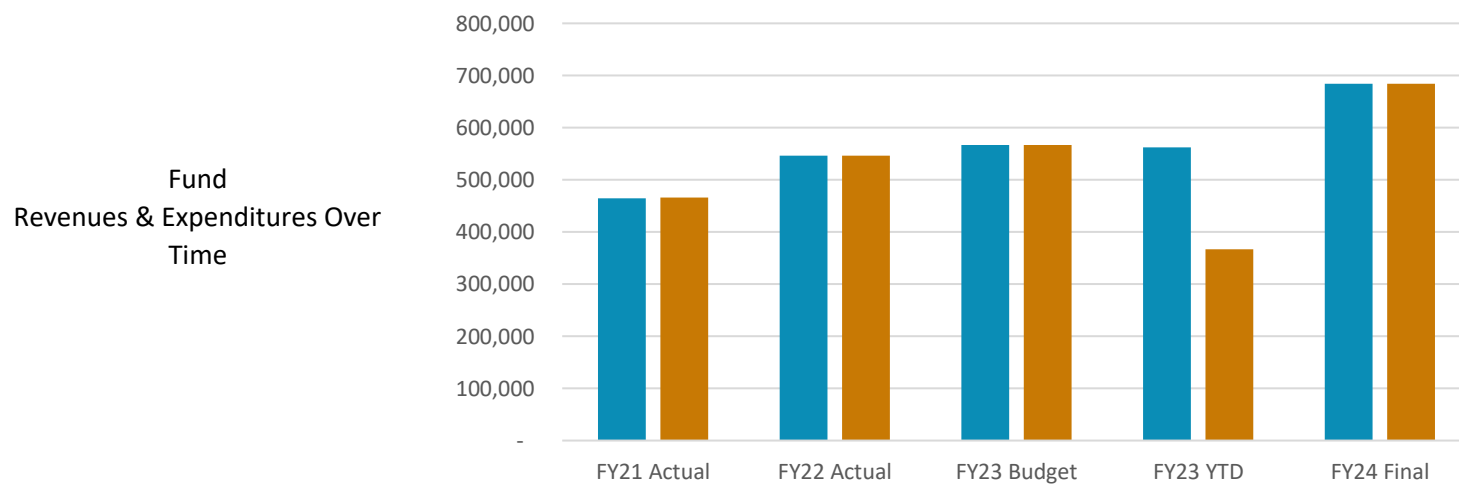


Special Revenue Fund

2220-LIBRARY

LIBRARY

	Actual FY21	Actual FY22	Budget FY23	Yr to Date FY23	Final FY24	% of Total
Source of Revenues						
Taxes/Assessments	\$ 434,547	515,219	534,560	530,486	651,738	95%
Licenses and Permits	-	-	-	-	-	0%
Intergovernmental Revenue	30,145	30,853	31,860	31,860	32,654	5%
Charges for Services	-	-	-	-	-	0%
Fines and Forfeitures	-	-	-	-	-	0%
Miscellaneous Revenues	-	-	-	-	-	0%
Investments and Royalty	-	-	-	-	-	0%
Other/Transfers In	-	-	-	-	-	0%
Total Revenues	\$ 464,692	546,072	566,420	562,346	684,392	100%
Object of Expenditures						
Personnel Services	\$ -	-	-	-	-	0%
Operating Expenditures	465,742	546,071	566,420	366,582	684,392	100%
Debt Service	-	-	-	-	-	0%
Capital Outlay	-	-	-	-	-	0%
Intergovernmental Transfers	-	-	-	-	-	0%
Total Expenditures	\$ 465,742	546,071	566,420	366,582	684,392	100%
Budget Funding Summary						
Tax Revenues	\$ 434,547	515,219	534,560	530,486	651,738	95%
Non-Tax Revenues	30,145	30,853	31,860	31,860	32,654	5%
Cash from Reserves	1,050	-	-	-	-	0%
Total Funding	\$ 465,742	546,072	566,420	562,346	684,392	100%



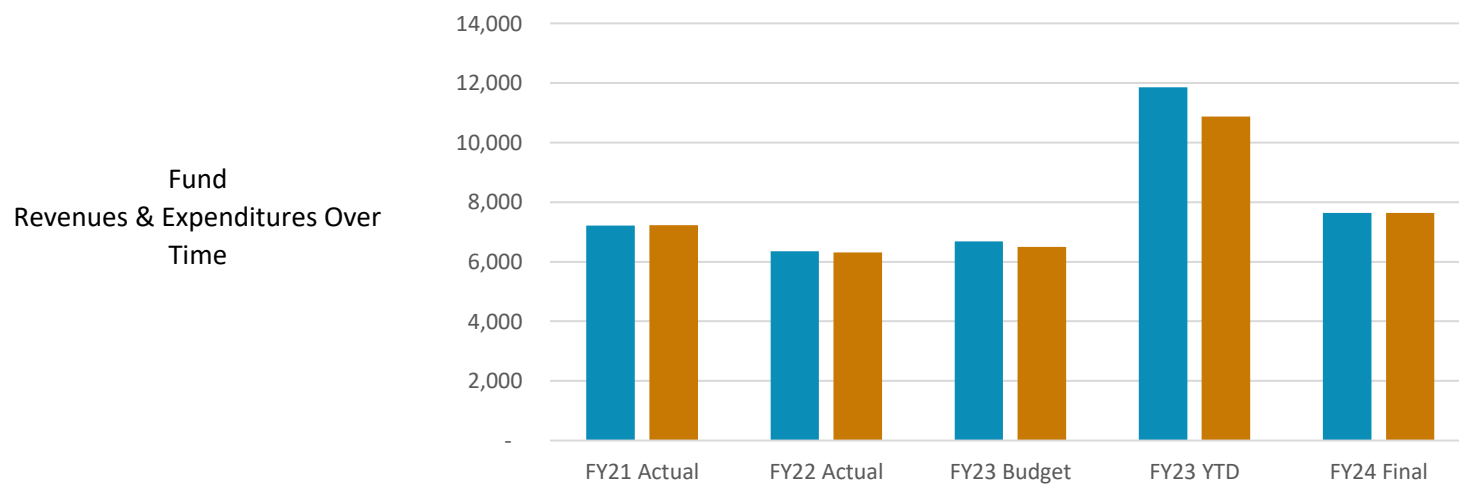


Special Revenue Fund

2280-SENIOR CITIZENS

SENIOR CITIZENS

	Actual FY21	Actual FY22	Budget FY23	Yr to Date FY23	Final FY24	% of Total
Source of Revenues						
Taxes/Assessments	\$ 2	44	-	46	-	0%
Licenses and Permits	-	-	-	-	-	0%
Intergovernmental Revenue	2,440	2,497	2,579	2,579	2,643	35%
Charges for Services	-	-	-	-	-	0%
Fines and Forfeitures	-	-	-	-	-	0%
Miscellaneous Revenues	282	-	-	234	-	0%
Investments and Royalty	-	-	-	-	-	0%
Other/Transfers In	4,490	3,805	4,100	9,000	5,000	65%
Total Revenues	\$ 7,214	6,346	6,679	11,859	7,643	100%
Object of Expenditures						
Personnel Services	\$ -	-	-	-	-	0%
Operating Expenditures	7,223	6,316	6,500	10,869	7,643	100%
Debt Service	-	-	-	-	-	0%
Capital Outlay	-	-	-	-	-	0%
Intergovernmental Transfers	-	-	-	-	-	0%
Total Expenditures	\$ 7,223	6,316	6,500	10,869	7,643	100%
Budget Funding Summary						
Tax Revenues	\$ 2	44	-	46	-	0%
Non-Tax Revenues	7,212	6,302	6,679	11,813	7,643	100%
Cash from Reserves	9	-	-	-	-	0%
Total Funding	\$ 7,223	6,346	6,679	11,859	7,643	100%



OTHER ADMINISTRATION & TRANSFERS



PARK
COUNTY

MONTANA

Overview of Other Administration and Transfers

Summary of Activities

This Activity group covers:

- Cooke Resort Tax group
- Comprehensive Liability Insurance
- Permissive Levies – Medical and Retirement
- Mining Trust Activity
- PILT transfers to other funds and PILT fund balance
- Crime Victim Assistance
- BN General Capital Improvement fund balance is displayed here as well after deducting expenditures for Public Works.

The full Revenue and Expenditure tables for PILT and the BN General Capital Improvement funds are reported in this section.

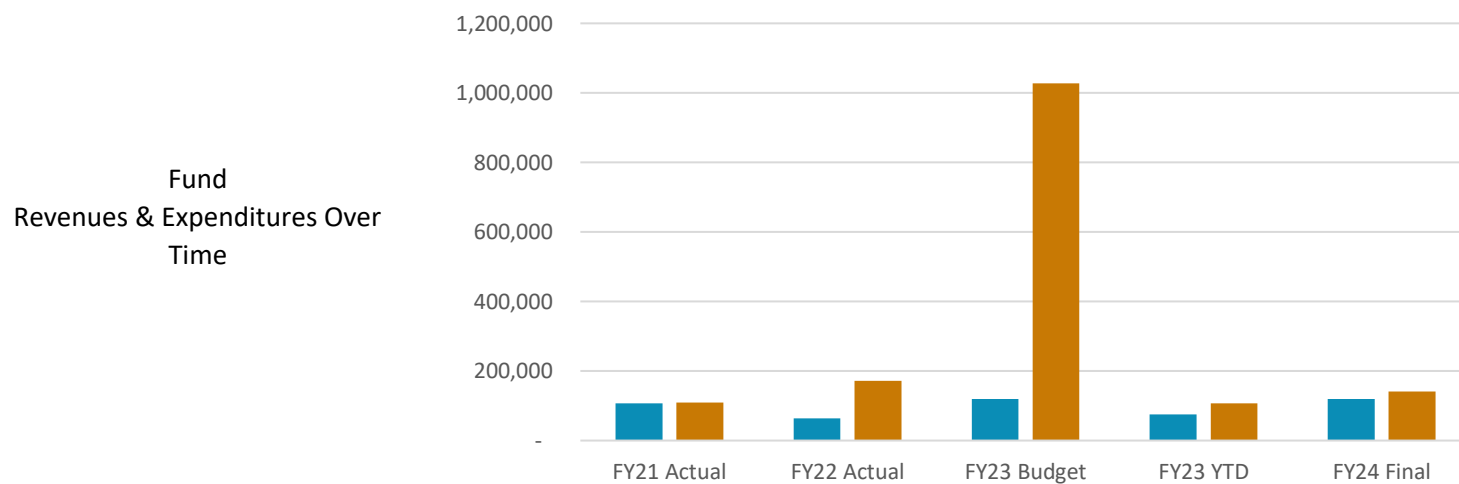


Capital Improvement Fund

4500-BN GENERAL CAPITAL IMPROVEMENT

BN GENERAL CAPITAL IMPROVEMENT

	Actual FY21	Actual FY22	Budget FY23	Yr to Date FY23	Final FY24	% of Total
Source of Revenues						
Taxes/Assessments	\$ -	-	-	-	-	0%
Licenses and Permits	-	-	-	-	-	0%
Intergovernmental Revenue	-	-	-	-	-	0%
Charges for Services	-	-	-	-	-	0%
Fines and Forfeitures	-	-	-	-	-	0%
Miscellaneous Revenues	-	232	-	-	-	0%
Investments and Royalty	106,824	63,389	120,000	75,731	120,000	100%
Other/Transfers In	-	-	-	-	-	0%
Total Revenues	\$ 106,824	63,621	120,000	75,731	120,000	100%
Object of Expenditures						
Personnel Services	\$ -	-	-	-	-	0%
Operating Expenditures	-	4,100	-	-	-	0%
Debt Service	-	-	-	-	-	0%
Capital Outlay	-	-	-	-	-	0%
Intergovernmental Transfers	109,002	168,202	1,027,484	107,484	140,932	100%
Total Expenditures	\$ 109,002	172,302	1,027,484	107,484	140,932	100%
Budget Funding Summary						
Tax Revenues	\$ -	-	-	-	-	0%
Non-Tax Revenues	106,824	63,621	120,000	75,731	120,000	85%
Cash from Reserves	2,178	108,681	907,484	31,753	20,932	15%
Total Funding	\$ 109,002	172,302	1,027,484	107,484	140,932	100%



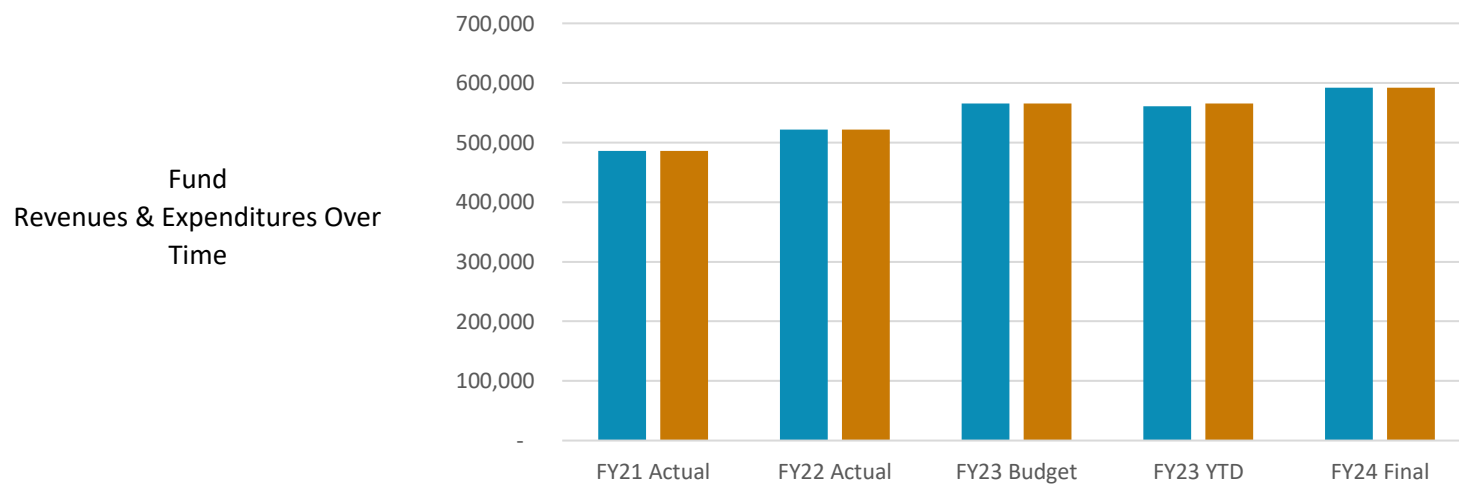


Special Revenue Fund

2190-COMPREHENSIVE INSURANCE

COMPREHENSIVE INSURANCE

		Actual FY21	Actual FY22	Budget FY23	Yr to Date FY23	Final FY24	% of Total
Source of Revenues							
Taxes/Assessments	\$	461,869	498,849	541,910	537,279	567,617	96%
Licenses and Permits		-	-	-	-	-	0%
Intergovernmental Revenue		22,386	22,911	23,660	23,660	24,249	4%
Charges for Services		-	-	-	-	-	0%
Fines and Forfeitures		-	-	-	-	-	0%
Miscellaneous Revenues		-	-	-	-	-	0%
Investments and Royalty		-	-	-	-	-	0%
Other/Transfers In		1,500	-	-	-	-	0%
Total Revenues	\$	485,755	521,760	565,570	560,939	591,866	100%
Object of Expenditures							
Personnel Services	\$	-	-	-	-	-	0%
Operating Expenditures		485,729	521,652	565,395	565,395	591,866	100%
Debt Service		-	-	-	-	-	0%
Capital Outlay		-	-	-	-	-	0%
Intergovernmental Transfers		-	-	-	-	-	0%
Total Expenditures	\$	485,729	521,652	565,395	565,395	591,866	100%
Budget Funding Summary							
Tax Revenues	\$	461,869	498,849	541,910	537,279	567,617	96%
Non-Tax Revenues		23,886	22,911	23,660	23,660	24,249	4%
Cash from Reserves		-	-	-	4,456	-	0%
Total Funding	\$	485,755	521,760	565,570	565,395	591,866	100%

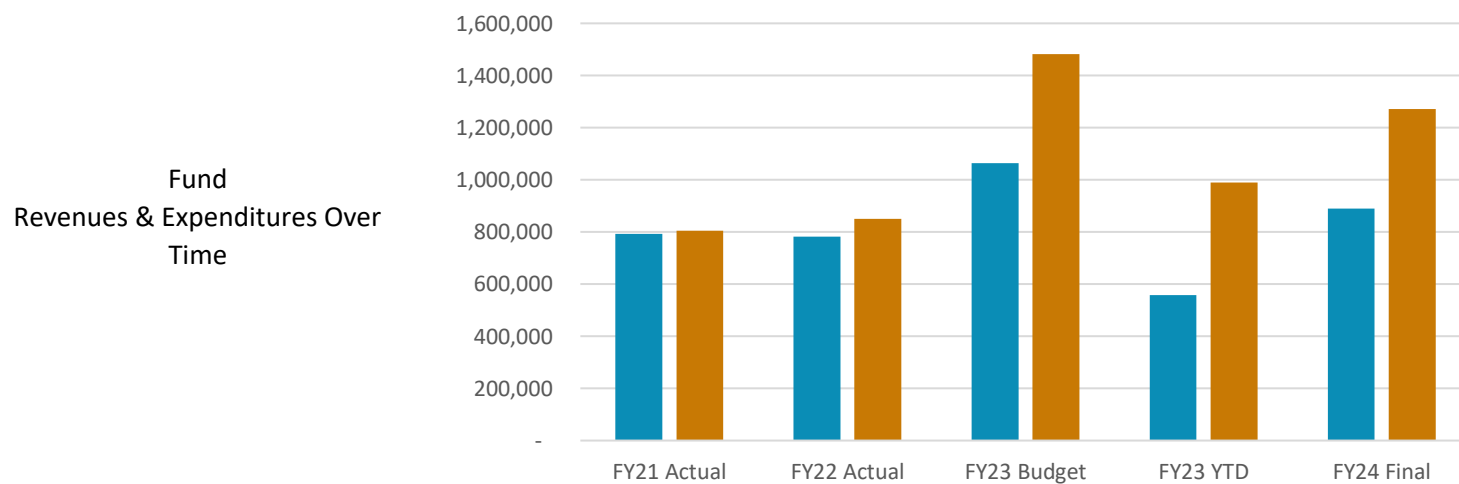




Special Revenue Fund **2260-EMERGENCY/DISASTER**

EMERGENCY/DISASTER

		Actual FY21	Actual FY22	Budget FY23	Yr to Date FY23	Final FY24	% of Total
Source of Revenues							
Taxes/Assessments	\$	2,414	(75)	95,262	128,097	130,356	15%
Licenses and Permits		-	-	-	-	-	0%
Intergovernmental Revenue		784,545	775,326	968,874	332,095	759,790	85%
Charges for Services		-	-	-	-	-	0%
Fines and Forfeitures		-	-	-	-	-	0%
Miscellaneous Revenues		6,000	2,415	-	19,390	-	0%
Investments and Royalty		-	4,617	-	78,168	-	0%
Other/Transfers In		32	-	-	-	-	0%
Total Revenues	\$	792,991	782,283	1,064,136	557,750	890,146	100%
Object of Expenditures							
Personnel Services	\$	292,658	263,598	62,867	74,213	-	0%
Operating Expenditures		384,870	514,515	693,357	345,682	239,790	19%
Debt Service		-	-	-	-	-	0%
Capital Outlay		127,702	46,779	725,517	556,734	1,031,335	81%
Intergovernmental Transfers		-	25,392	-	13,642	-	0%
Total Expenditures	\$	805,230	850,284	1,481,741	990,271	1,271,125	100%
Budget Funding Summary							
Tax Revenues	\$	2,414	(75)	95,262	128,097	130,356	10%
Non-Tax Revenues		790,577	782,358	968,874	429,653	759,790	60%
Cash from Reserves		12,239	68,001	417,605	432,521	380,979	30%
Total Funding	\$	805,230	850,284	1,481,741	990,271	1,271,125	100%



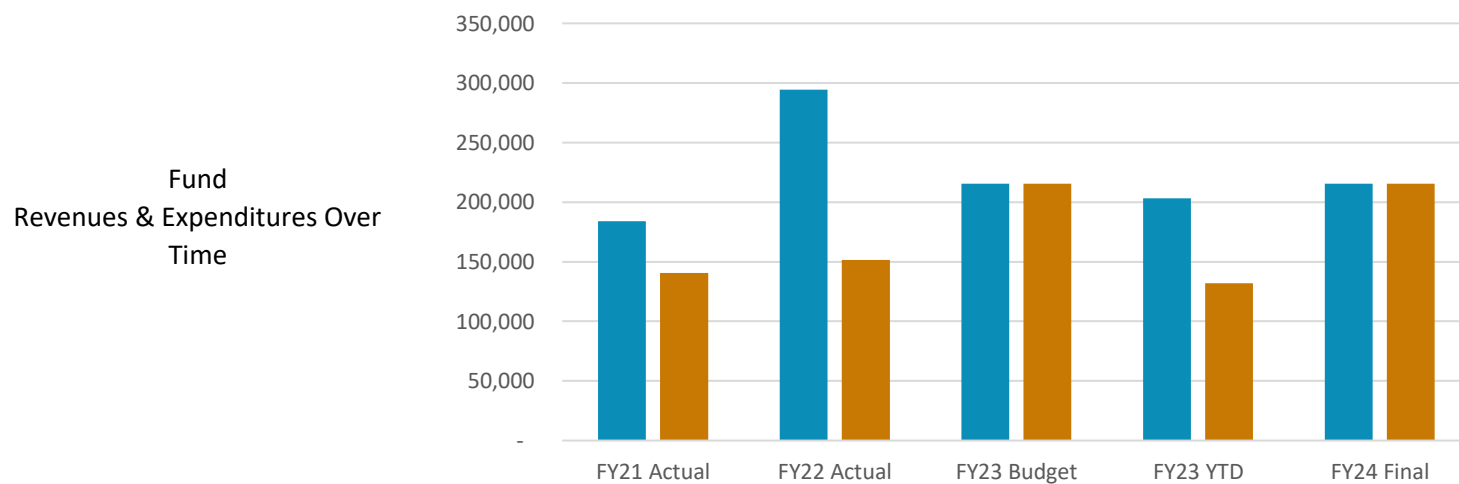


Special Revenue Fund

2100-COOKE CITY RESORT TAX

COOKE CITY RESORT TAX

	Actual FY21	Actual FY22	Budget FY23	Yr to Date FY23	Final FY24	% of Total
Source of Revenues						
Taxes/Assessments	\$ 183,981	294,382	215,000	196,566	215,000	100%
Licenses and Permits	-	-	-	-	-	0%
Intergovernmental Revenue	-	-	-	-	-	0%
Charges for Services	-	-	-	-	-	0%
Fines and Forfeitures	-	-	-	-	-	0%
Miscellaneous Revenues	-	-	-	-	-	0%
Investments and Royalty	164	104	500	6,582	500	0%
Other/Transfers In	-	-	-	-	-	0%
Total Revenues	\$ 184,145	294,486	215,500	203,148	215,500	100%
Object of Expenditures						
Personnel Services	\$ -	-	-	-	-	0%
Operating Expenditures	140,702	151,558	215,500	132,085	215,500	100%
Debt Service	-	-	-	-	-	0%
Capital Outlay	-	-	-	-	-	0%
Intergovernmental Transfers	-	-	-	-	-	0%
Total Expenditures	\$ 140,702	151,558	215,500	132,085	215,500	100%
Budget Funding Summary						
Tax Revenues	\$ 183,981	294,382	215,000	196,566	215,000	100%
Non-Tax Revenues	164	104	500	6,582	500	0%
Cash from Reserves	-	-	-	-	-	0%
Total Funding	\$ 184,145	294,486	215,500	203,148	215,500	100%



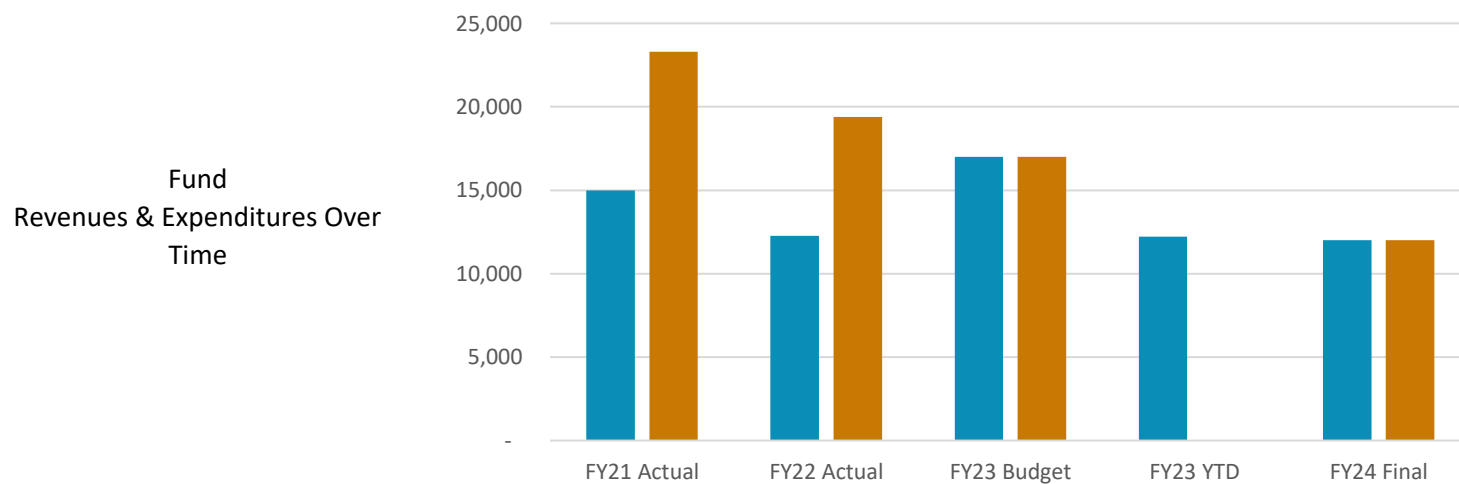


Special Revenue Fund

2917-CRIME VICTIMS ASSISTANCE

CRIME VICTIMS ASSISTANCE

	Actual FY21	Actual FY22	Budget FY23	Yr to Date FY23	Final FY24	% of Total
Source of Revenues						
Taxes/Assessments	\$ -	-	-	-	-	0%
Licenses and Permits	-	-	-	-	-	0%
Intergovernmental Revenue	-	-	-	-	-	0%
Charges for Services	-	-	-	-	-	0%
Fines and Forfeitures	14,999	12,265	17,000	12,208	12,000	100%
Miscellaneous Revenues	-	-	-	-	-	0%
Investments and Royalty	-	-	-	-	-	0%
Other/Transfers In	-	-	-	-	-	0%
Total Revenues	\$ 14,999	12,265	17,000	12,208	12,000	100%
Object of Expenditures						
Personnel Services	\$ -	-	-	-	-	0%
Operating Expenditures	-	-	-	-	-	0%
Debt Service	-	-	-	-	-	0%
Capital Outlay	-	-	-	-	-	0%
Intergovernmental Transfers	23,300	19,400	17,000	-	12,000	100%
Total Expenditures	\$ 23,300	19,400	17,000	-	12,000	100%
Budget Funding Summary						
Tax Revenues	\$ -	-	-	-	-	0%
Non-Tax Revenues	14,999	12,265	17,000	12,208	12,000	100%
Cash from Reserves	8,301	7,135	-	-	-	0%
Total Funding	\$ 23,300	19,400	17,000	12,208	12,000	100%



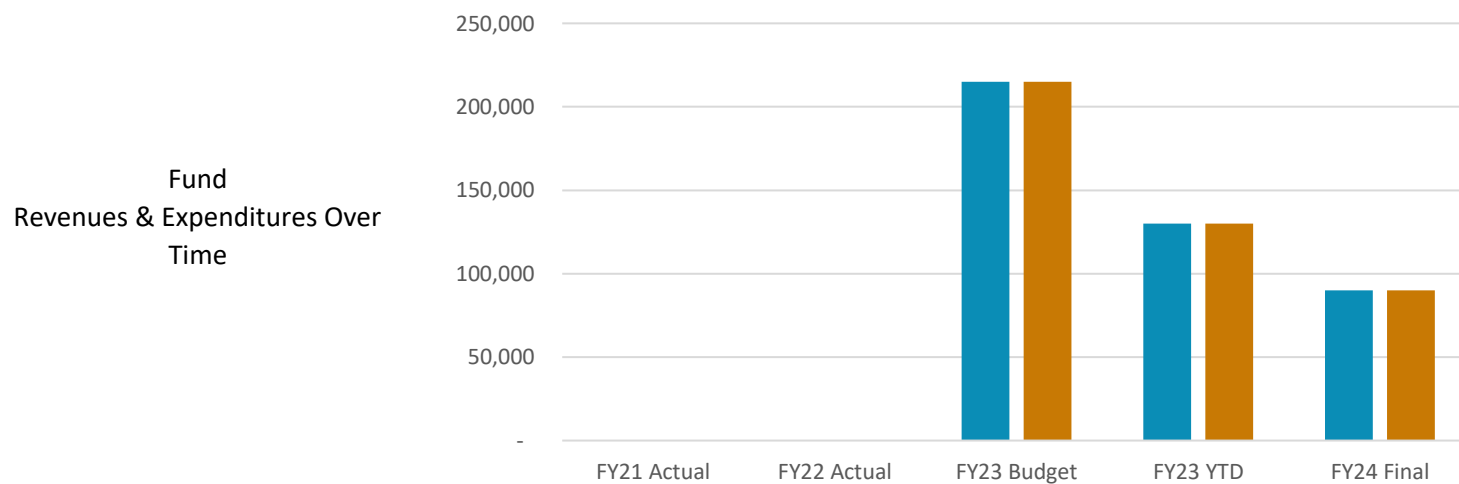


Special Revenue Fund

2862-ECONOMIC DEVELOPMENT

ECONOMIC DEVELOPMENT

	Actual FY21	Actual FY22	Budget FY23	Yr to Date FY23	Final FY24	% of Total
Source of Revenues						
Taxes/Assessments	\$ -	-	-	-	-	0%
Licenses and Permits	-	-	-	-	-	0%
Intergovernmental Revenue	-	-	215,000	130,000	90,000	100%
Charges for Services	-	-	-	-	-	0%
Fines and Forfeitures	-	-	-	-	-	0%
Miscellaneous Revenues	-	-	-	-	-	0%
Investments and Royalty	-	-	-	-	-	0%
Other/Transfers In	-	-	-	-	-	0%
Total Revenues	\$ -	-	215,000	130,000	90,000	100%
Object of Expenditures						
Personnel Services	\$ -	-	-	-	-	0%
Operating Expenditures	-	-	215,000	130,000	90,000	100%
Debt Service	-	-	-	-	-	0%
Capital Outlay	-	-	-	-	-	0%
Intergovernmental Transfers	-	-	-	-	-	0%
Total Expenditures	\$ -	-	215,000	130,000	90,000	100%
Budget Funding Summary						
Tax Revenues	\$ -	-	-	-	-	0%
Non-Tax Revenues	-	-	215,000	130,000	90,000	100%
Cash from Reserves	-	-	-	-	-	0%
Total Funding	\$ -	-	215,000	130,000	90,000	100%



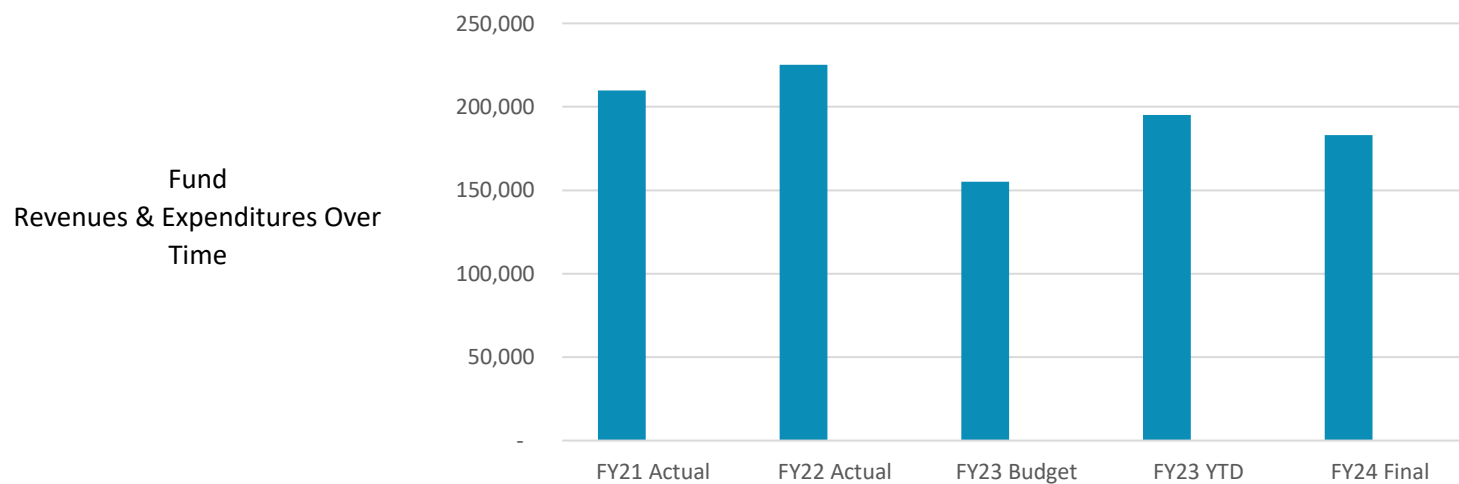


Special Revenue Fund

2895-HARD ROCK MINE TRUST

HARD ROCK MINE TRUST

	Actual FY21	Actual FY22	Budget FY23	Yr to Date FY23	Final FY24	% of Total
Source of Revenues						
Taxes/Assessments	\$ -	-	-	-	-	0%
Licenses and Permits	-	-	-	-	-	0%
Intergovernmental Revenue	-	-	-	-	-	0%
Charges for Services	-	-	-	-	-	0%
Fines and Forfeitures	-	-	-	-	-	0%
Miscellaneous Revenues	-	-	-	-	-	0%
Investments and Royalty	2,135	3,996	5,000	51,122	5,000	3%
Other/Transfers In	207,702	221,250	150,000	143,895	178,125	97%
Total Revenues	\$ 209,837	225,246	155,000	195,017	183,125	100%
Object of Expenditures						
Personnel Services	\$ -	-	-	-	-	0%
Operating Expenditures	-	-	-	-	-	0%
Debt Service	-	-	-	-	-	0%
Capital Outlay	-	-	-	-	-	0%
Intergovernmental Transfers	-	-	-	-	-	0%
Total Expenditures	\$ -	-	-	-	-	0%
Budget Funding Summary						
Tax Revenues	\$ -	-	-	-	-	0%
Non-Tax Revenues	209,837	225,246	155,000	195,017	183,125	100%
Cash from Reserves	-	-	-	-	-	0%
Total Funding	\$ 209,837	225,246	155,000	195,017	183,125	100%



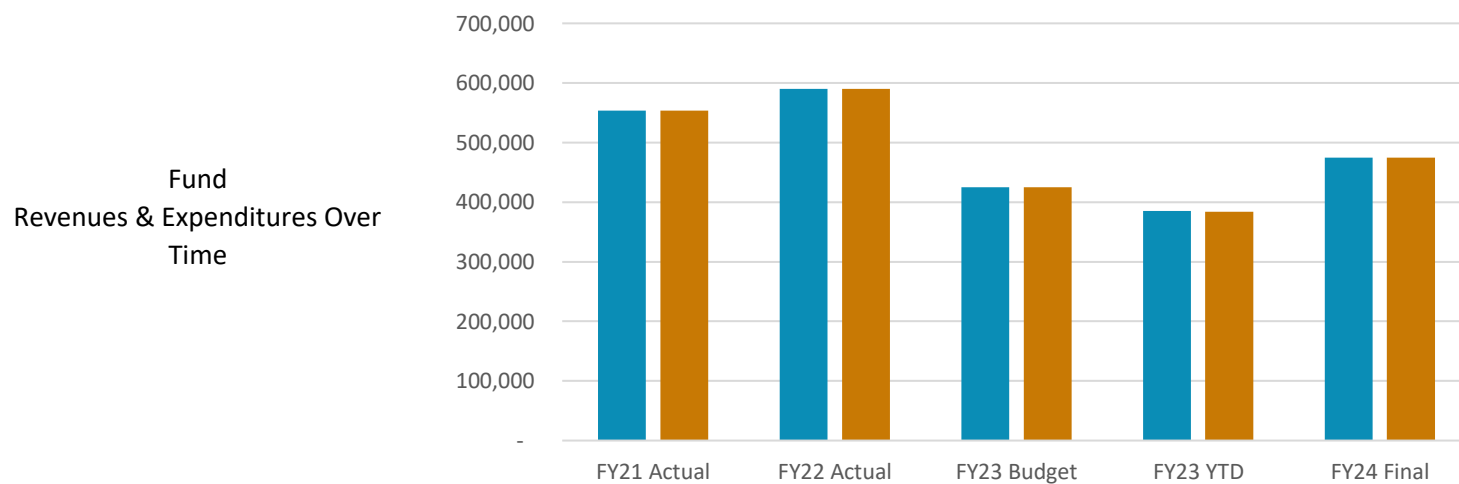


Special Revenue Fund

2896-METAL MINES TAX

METAL MINES TAX

	Actual FY21	Actual FY22	Budget FY23	Yr to Date FY23	Final FY24	% of Total
Source of Revenues						
Taxes/Assessments	\$ -	-	-	-	-	0%
Licenses and Permits	-	-	-	-	-	0%
Intergovernmental Revenue	553,872	589,791	425,000	378,578	475,000	100%
Charges for Services	-	-	-	-	-	0%
Fines and Forfeitures	-	-	-	-	-	0%
Miscellaneous Revenues	-	-	-	-	-	0%
Investments and Royalty	-	208	-	6,583	-	0%
Other/Transfers In	-	-	-	-	-	0%
Total Revenues	\$ 553,872	589,999	425,000	385,161	475,000	100%
Object of Expenditures						
Personnel Services	\$ -	-	-	-	-	0%
Operating Expenditures	230,780	245,833	175,000	159,883	197,917	42%
Debt Service	-	-	-	-	-	0%
Capital Outlay	-	-	-	-	-	0%
Intergovernmental Transfers	323,092	344,166	250,000	223,837	277,083	58%
Total Expenditures	\$ 553,872	589,999	425,000	383,720	475,000	100%
Budget Funding Summary						
Tax Revenues	\$ -	-	-	-	-	0%
Non-Tax Revenues	553,872	589,999	425,000	385,161	475,000	100%
Cash from Reserves	-	-	-	-	-	0%
Total Funding	\$ 553,872	589,999	425,000	385,161	475,000	100%



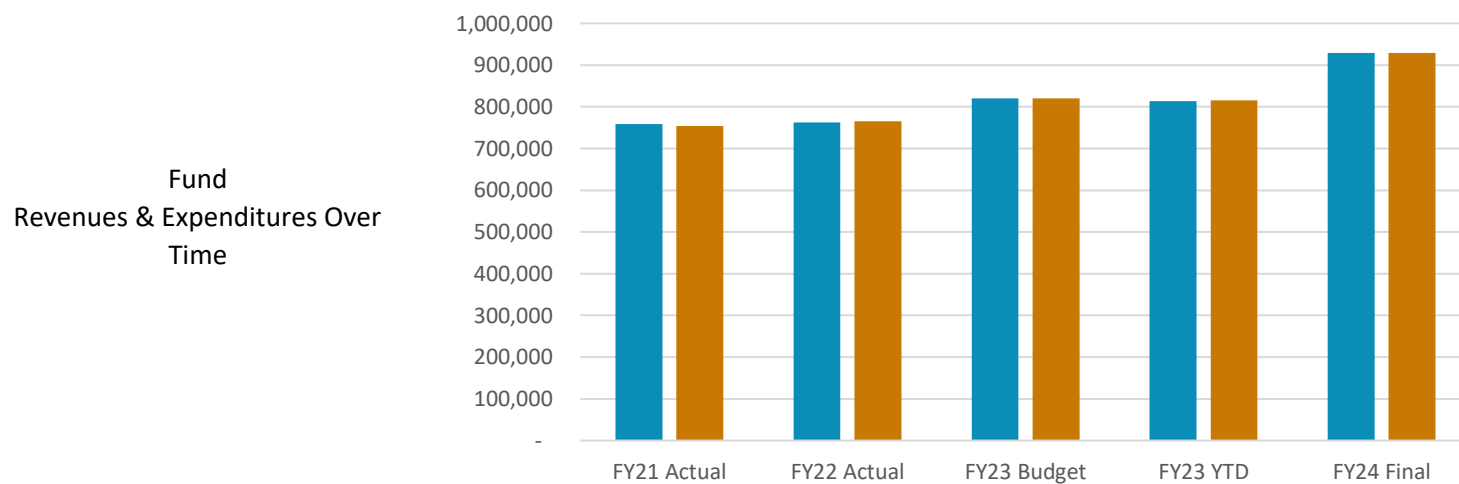


Special Revenue Fund

2372-PERMISSIVE MEDICAL

PERMISSIVE MEDICAL LEVY

	Actual FY21	Actual FY22	Budget FY23	Yr to Date FY23	Final FY24	% of Total
Source of Revenues						
Taxes/Assessments	\$ 758,610	762,280	819,702	813,627	929,491	100%
Licenses and Permits	-	-	-	-	-	0%
Intergovernmental Revenue	-	-	-	-	-	0%
Charges for Services	-	-	-	-	-	0%
Fines and Forfeitures	-	-	-	-	-	0%
Miscellaneous Revenues	-	-	-	-	-	0%
Investments and Royalty	-	-	-	-	-	0%
Other/Transfers In	-	-	-	-	-	0%
Total Revenues	\$ 758,610	762,280	819,702	813,627	929,491	100%
Object of Expenditures						
Personnel Services	\$ -	-	-	-	-	0%
Operating Expenditures	-	-	-	-	-	0%
Debt Service	-	-	-	-	-	0%
Capital Outlay	-	-	-	-	-	0%
Intergovernmental Transfers	754,179	764,953	819,762	815,386	929,491	100%
Total Expenditures	\$ 754,179	764,953	819,762	815,386	929,491	100%
Budget Funding Summary						
Tax Revenues	\$ 758,610	762,280	819,702	813,627	929,491	100%
Non-Tax Revenues	-	-	-	-	-	0%
Cash from Reserves	-	2,673	60	1,759	-	0%
Total Funding	\$ 758,610	764,953	819,762	815,386	929,491	100%



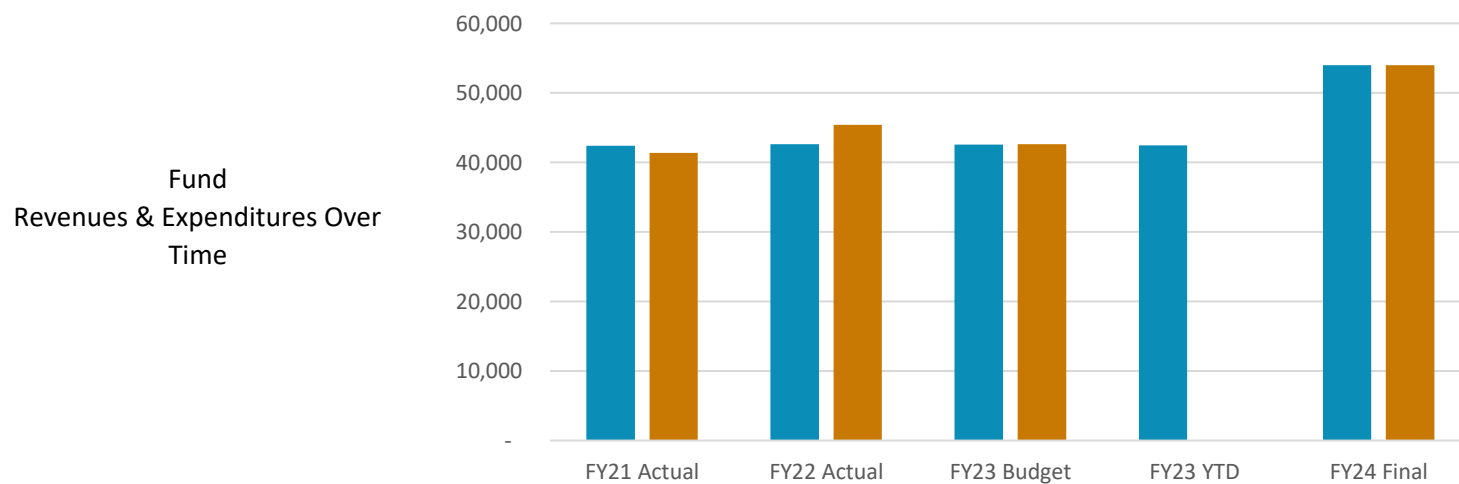


Special Revenue Fund

2370-PERM SHERIFF RETIREMENT

PERMISSIVE SHERIFF RETIREMENT LEVY

	Actual FY21	Actual FY22	Budget FY23	Yr to Date FY23	Final FY24	% of Total
Source of Revenues						
Taxes/Assessments	\$ 42,415	42,608	42,560	42,471	54,000	100%
Licenses and Permits	-	-	-	-	-	0%
Intergovernmental Revenue	-	-	-	-	-	0%
Charges for Services	-	-	-	-	-	0%
Fines and Forfeitures	-	-	-	-	-	0%
Miscellaneous Revenues	-	-	-	-	-	0%
Investments and Royalty	-	-	-	-	-	0%
Other/Transfers In	-	-	-	-	-	0%
Total Revenues	\$ 42,415	42,608	42,560	42,471	54,000	100%
Object of Expenditures						
Personnel Services	\$ -	-	-	-	-	0%
Operating Expenditures	-	-	-	-	-	0%
Debt Service	-	-	-	-	-	0%
Capital Outlay	-	-	-	-	-	0%
Intergovernmental Transfers	41,350	45,413	42,600	-	54,000	100%
Total Expenditures	\$ 41,350	45,413	42,600	-	54,000	100%
Budget Funding Summary						
Tax Revenues	\$ 42,415	42,608	42,560	42,471	54,000	100%
Non-Tax Revenues	-	-	-	-	-	0%
Cash from Reserves	-	2,805	40	-	-	0%
Total Funding	\$ 42,415	45,413	42,600	42,471	54,000	100%



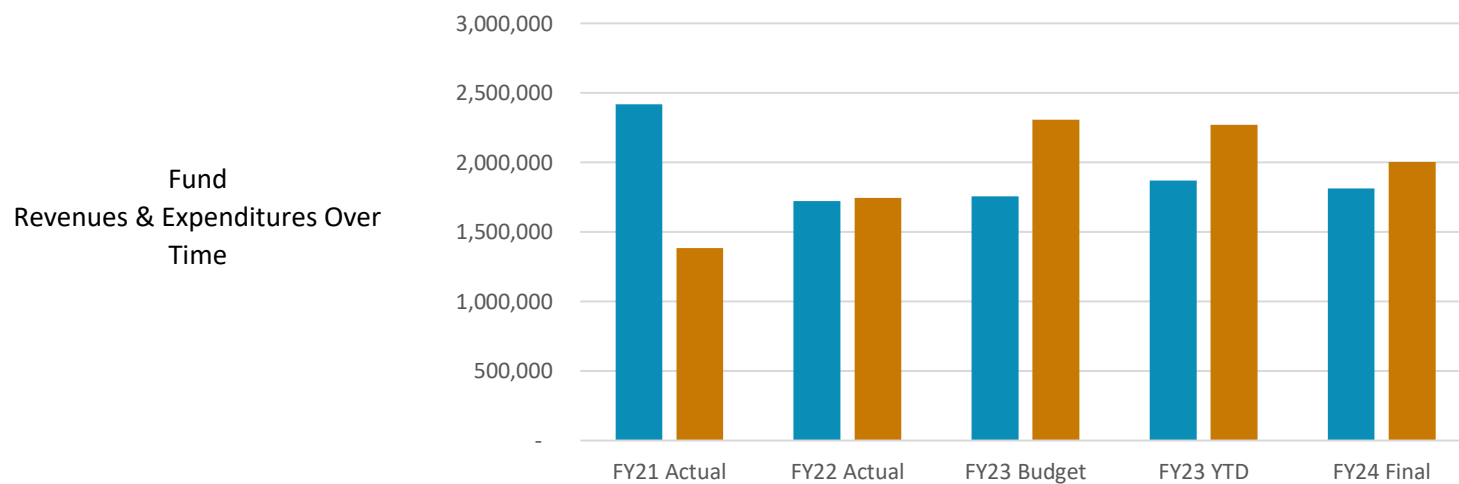


Special Revenue Fund

2900-PILT

PILT - Payment in Lieu of Taxes

	Actual FY21	Actual FY22	Budget FY23	Yr to Date FY23	Final FY24	% of Total
Source of Revenues						
Taxes/Assessments	\$ -	-	-	-	-	0%
Licenses and Permits	-	-	-	-	-	0%
Intergovernmental Revenue	1,628,109	1,715,101	1,750,000	1,800,272	1,800,000	99%
Charges for Services	-	-	-	-	-	0%
Fines and Forfeitures	-	-	-	-	-	0%
Miscellaneous Revenues	43	344	2,000	-	2,000	0%
Investments and Royalty	3,403	6,562	5,000	54,467	10,000	1%
Other/Transfers In	785,308	-	-	16,030	-	0%
Total Revenues	\$ 2,416,863	1,722,007	1,757,000	1,870,769	1,812,000	100%
Object of Expenditures						
Personnel Services	\$ 7,938	956	7,000	(7,473)	3,000	0%
Operating Expenditures	352,920	461,768	528,351	487,221	571,211	29%
Debt Service	30,493	33,136	33,172	33,172	35,864	2%
Capital Outlay	62,009	80,397	70,000	88,362	-	0%
Intergovernmental Transfers	931,139	1,168,393	1,668,600	1,667,500	1,393,700	70%
Total Expenditures	\$ 1,384,499	1,744,650	2,307,123	2,268,782	2,003,775	100%
Budget Funding Summary						
Tax Revenues	\$ -	-	-	-	-	0%
Non-Tax Revenues	2,416,863	1,722,007	1,757,000	1,870,769	1,812,000	90%
Cash from Reserves	-	22,643	550,123	398,013	191,775	10%
Total Funding	\$ 2,416,863	1,744,650	2,307,123	2,268,782	2,003,775	100%



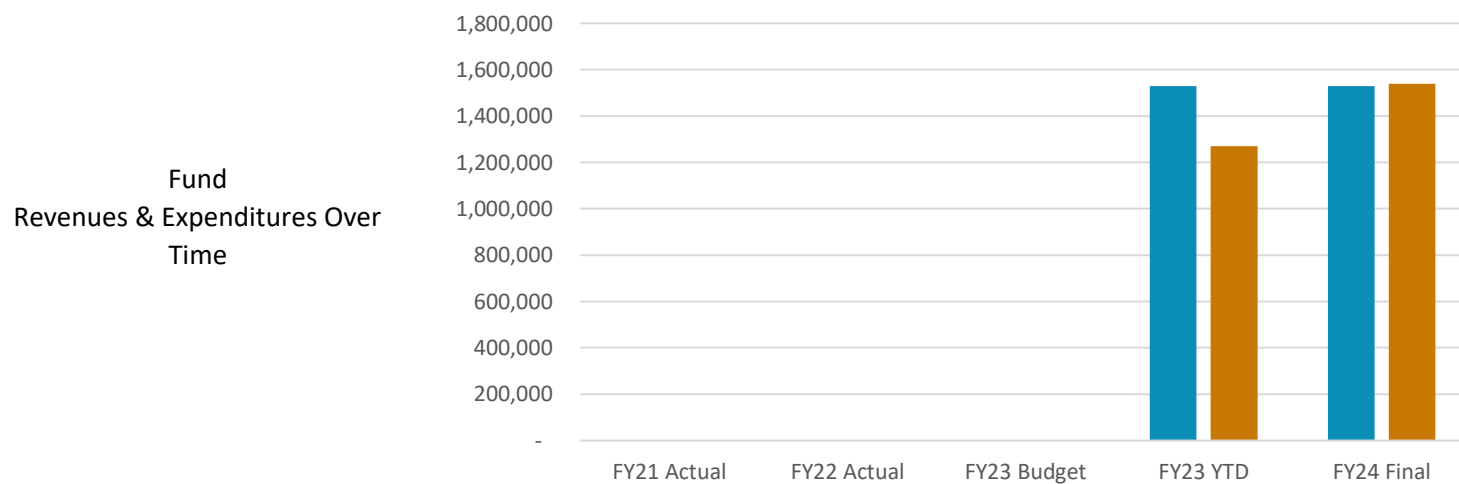


Special Revenue Fund

2995-LATCF - 1 Time Funds

LATCF-Local Assistance & Tribal Consistency Fund

	Actual FY21	Actual FY22	Budget FY23	Yr to Date FY23	Final FY24	% of Total
Source of Revenues						
Taxes/Assessments	\$ -	-	-	-	-	0%
Licenses and Permits	-	-	-	-	-	0%
Intergovernmental Revenue	-	-	-	1,528,682	1,528,682	100%
Charges for Services	-	-	-	-	-	0%
Fines and Forfeitures	-	-	-	-	-	0%
Miscellaneous Revenues	-	-	-	-	-	0%
Investments and Royalty	-	-	-	-	-	0%
Other/Transfers In	-	-	-	-	-	0%
Total Revenues	\$ -	-	-	1,528,682	1,528,682	100%
Object of Expenditures						
Personnel Services	\$ -	-	-	-	-	0%
Operating Expenditures	-	-	-	181,657	184,604	12%
Debt Service	-	-	-	-	-	0%
Capital Outlay	-	-	-	1,088,464	990,796	64%
Intergovernmental Transfers	-	-	-	-	364,087	24%
Total Expenditures	\$ -	-	-	1,270,121	1,539,487	100%
Budget Funding Summary						
Tax Revenues	\$ -	-	-	-	-	0%
Non-Tax Revenues	-	-	-	1,528,682	1,528,682	99%
Cash from Reserves	-	-	-	-	10,805	1%
Total Funding	\$ -	-	-	1,528,682	1,539,487	100%





**FY24 Budget
Capital Requests**

<u>Detail Description</u>	<u>AdoptedFY24</u>	<u>Account</u>
911 Dispatch - Replace Motorola Radio Monitor	\$ 6,000	2850.000.099.420750.900
Airport - Gardiner Runway - FAA Grant	\$ 170,000	4670.003.162.430310.900
Airport - Livingston Mission Field Runway - FAA Grant	\$ 100,000	4670.006.162.430310.900
Bridge - Carbella Bridge Replacement - FEMA Funded	\$ 4,100,000	2110.001.029.430956.900
Bridge - Hammond Road, Rock Creek Bridge - Grant Funded	\$ 300,000	4010.004.031.430236.930
Building - Sidewalks	\$ 22,050	1000.000.012.411240.920
Building - Windows	\$ 9,450	1000.000.012.411240.920
Fair - ADA Bathrooms - ARPA Funded	\$ 400,000	2260.008.911.460221.920
Fair - Exhibit Building - Storage - ARPA Funded	\$ 29,230	2260.008.911.460221.920
Fair - Exhibit Building Roof - LATCF Funded	\$ 325,000	2995.000.034.460210.940
Fair - Solar Project - ARPA Funded	\$ 82,105	2260.008.911.460225.920
Fair - Water System Upgrade - Minimum Allocation Grant	\$ 520,000	2260.009.911.460220.930
LATCF Funded - Multiple Projects	\$ 665,796	2995.000.029.430240.940
PCSO - Detention	\$ 5,000	2300.000.019.420230.900
PCSO - Vehicles	\$ 150,000	2300.000.018.420110.940
Refuse - 3/4 Ton Pickup for Gardiner	\$ 30,000	5410.001.132.430820.940
Refuse - Compactor Containers	\$ 60,000	5410.001.132.430820.940
Refuse - Facility Improvements	\$ 10,000	5410.000.130.430820.940
Refuse - Plow for Gardiner Pickup	\$ 14,000	5410.001.132.430820.940
Refuse - Roll Off Lids	\$ 7,500	5410.001.132.430820.940
Refuse - Skid Steer	\$ 65,000	5410.001.132.430820.940
Road - Flatbed for Pickup	\$ 6,000	4011.000.029.430230.940
Road - Grader	\$ 393,757	4011.000.029.430230.940
Road - Rock Crushing Eq - lowboy trailer	\$ 155,000	4011.000.029.430230.940
Road - Rock Crushing Eq - radial stacker	\$ 162,000	4011.000.029.430230.940
Road - Rock Crushing Eq - sheepsfoot roller	\$ 129,476	4011.000.029.430230.940
Road - Rock Crushing Eq - used jaw crusher	\$ 643,307	4011.000.029.430230.940
Road - Skid Steer Broom	\$ 8,500	4011.000.029.430230.940
Road - Traffic Control	\$ 8,000	4011.000.029.430230.940
Road - Used Plow Truck	\$ 75,000	4011.000.029.430230.940
Search & Rescue - Equipment	\$ 15,000	2382.000.018.420740.900
Windrider - Bus Barn Completion - CARES Grant Funded	\$ 200,000	2285.002.911.450301.900
Wireless Refresh with Controllers	\$ 20,000	1000.000.097.410580.940
	\$ 8,887,171	



2024 Debt

Fund	Description	Principal	Interest	Required
2110	ROAD - Graders, Equipment	\$79,441	\$15,342	\$94,782
2130	BRIDGE - Convict Grade Bridge	\$32,391	\$25,148	\$57,539
2170	AIRPORT - Gardiner Runway	\$10,285	\$1,504	\$11,789
2382	SEARCH & RESCUE - Building	\$63,748	\$17,778	\$81,526
2900	PILT - Remodel, IT Equipment	\$32,595	\$3,270	\$35,864
Total Debt		\$218,460	\$63,041	\$281,501

APPENDIX A – BUDGET RESOLUTION
& TAX INFORMATION



PARK
COUNTY

MONTANA

A RESOLUTION BY THE BOARD OF COUNTY COMMISSIONERS, PARK COUNTY, MONTANA, ADOPTING THE FINAL BUDGET FOR PARK COUNTY, MONTANA FOR FISCAL YEAR 2023-2024, ESTABLISHING THE TAX LEVY, AND AUTHORIZING APPROPRIATIONS

WHEREAS; the finance officer has presented the preliminary budget for Fiscal Year 2023-2024 to the Park County Commission as required by Section 7-6-4001 *et seq*, Montana Code Annotated (MCA); and

WHEREAS; the Park County Commission has considered the budget and has made revisions, reductions, additions, and changes deemed appropriate and in the best interest of Park County as set forth in the preliminary budget; and

WHEREAS, a copy of the preliminary budget and the draft final budget has been placed for public inspection in the Accounting Office at 414 East Callender Street, Livingston, Montana; and

WHEREAS, following due notice in the Livingston Enterprise on August 26 and September 2, 2023, pursuant to Section 7-1-2121, MCA, the Park County Commission held a public hearing on September 7, 2023, at 9:00 a.m. to adopt the final budget for Fiscal Year 2023-2024 at which time the Park County Commission took public comments and any person was allowed the opportunity to speak for or against any part of the proposed budget; and

WHEREAS, Section 7-6-4030, MCA, provides that the governing body shall adopt the final budget by resolution. The resolution must:

- a) Authorize appropriations to defray the expenses or liabilities for the fiscal year;
- b) Establish legal spending limits at the level of detail in the resolution; and
- c) Include any increase in property taxes, including an increase authorized under 15-10-420(1) and the amount by which property taxes will increase on homes valued at \$100,000, \$300,000 and \$600,000.

NOW, THEREFORE, BE IT RESOLVED by the Park County Commission as follows:

Section 1: That the final budget for Park County, Montana, for Fiscal Year 2023-2024, attached hereto and which is hereby incorporated into this Resolution by this reference as though fully set forth herein, is hereby adopted and the appropriations as set forth in the attachment are hereby made to defray the expenses or liabilities for the fiscal year. This resolution sets the legal spending limits at the county fund level. Fund level detail is stated in the formal budget document and established in the County's accounting system. A decrease in property taxes due to (15-10-420 calculation), permissive and/or voted levies of \$-31.68, \$-95.05, and \$-190.11, respectively for a home valued at \$100,000, \$300,000 and \$600,000 is included in this fiscal year budget.

Section 2: That the Park County Commission hereby fixes and levies the general all-purpose mill levy against all taxable property both real and personal, in Park County, Montana, and special revenue mill levies against each district's applicable taxable property, both real and personal, in Park County, Montana, for the Fiscal Year beginning July 1, 2023, and ending June 30, 2024, as follows:

<u>FUND</u>	<u>TITLE</u>	<u>MILL</u>
1000	General	15.39
2130	Bridge	3.45
2140	Weed	1.60
2160	Fair	1.28
2170	Airport	0.42
2180	District Court	1.99
2190	Comprehensive Insurance	6.19
2220	Library	1.61
2300	Law Enforcement	19.73
2360	Museum	1.99
Total General Mill Levy		53.65

<u>FUND</u>	<u>TITLE</u>	<u>MILL</u>
2110	County Roads	9.45
2200	Mosquito	0.48
2220	Library (voted)	5.50
2230	Ambulance (County only)	2.00
2230	Ambulance (County-wide Voted \$)	2.03
2230	Ambulance (County-wide Voted Mills)	8.86
2250	Planning	0.86
2260	Emergency Disaster	2.00
2281	Angel Line (Voted \$)	0.50
2281	Angel Line	0.96
2370	Permissive Sheriff Retirement Levy	0.55
2372	Permissive Medical Levy	10.14
2382	Search & Rescue	0.96
Total Other Levies		44.29

Section 3: That the effective date of this Resolution is July 1, 2023.

Section 4: That the taxes levied hereby shall be collected by Park County, Montana, and the Park County Commission shall cause to be certified to the County Treasurer and the County Clerk & Recorder of Park County, Montana, a copy of this Resolution.

Section 5: That the Park County Commission is hereby authorized pursuant to Section 7-6-4031, MCA, to transfer appropriations between items within the same fund.


Section 6: Pursuant to Section 7-6-4006, MCA, appropriations may be adjusted pursuant to procedures authorized by the Park County Commission for:

- (a) Debt service funds for obligations related to debt approved by the governing body;
- (b) Trust funds for obligations authorized by trust covenants;
- (c) Any fund for federal, state, local or private grants and shared revenue accepted and approved by the Park County Commission;
- (d) Any fund for special assessments approved by the Park County Commission;
- (e) The proceeds from the sale of land;
- (f) Any fund for gifts or donations; and
- (g) Money borrowed during the fiscal year.

Section 7: Pursuant to Section 7-6-4012, MCA, the Park County Commission hereby authorizes adjustments to appropriations funded by fees throughout the budget period which are based upon the cost of providing a service and are fully funded by the related fees for services, fund reserves or non-fee revenue such as interest for:


- (a) Proprietary fund appropriations; or
- (b) Other appropriations specifically identified in the final budget resolution as fee-based appropriations.

DATED THIS 7th DAY OF SEPTEMBER, 2023.



Maritza Reddington,
Clerk and Recorder

BOARD OF PARK COUNTY COMMISSIONERS




 Clint Tinsley, Chairman




 Bill Berg

APPROVED AS TO FORM:



 Kendra Lassiter,
 Park County Attorney



 Mike Story



Fund	Description	(1) Appropriations	(2) Expected Reserves	Reserves %	(3) Total Required	(4) Cash July 1,2022	(5) Non-tax Revenue	(6)Tax Revenue	(7) Total Revenue	(8) Total Available	(9) Mill Levy	Assmnts
1000	General Fund	\$ 5,059,688	\$ 499,695	10%	\$ 5,559,383	\$ 1,049,454	\$ 3,100,121	\$ 1,409,808	\$ 4,509,929	\$ 5,559,383	15.38	\$ -
2130	Bridge Fund	\$ 424,202	\$ 66,921	16%	\$ 491,123	\$ 80,569	\$ 94,310	\$ 316,244	\$ 410,554	\$ 491,123	3.45	
2140	Weed Control	\$ 218,207	\$ 52,195	24%	\$ 270,402	\$ 54,038	\$ 69,700	\$ 146,664	\$ 216,364	\$ 270,402	1.60	min
2160	Fairgrounds & Parks	\$ 322,977	\$ 25,148	8%	\$ 348,125	\$ 10,000	\$ 220,520	\$ 117,605	\$ 338,125	\$ 348,125	1.28	
2170	Airport	\$ 150,139	\$ 43,435	29%	\$ 193,575	\$ 72,876	\$ 82,078	\$ 38,621	\$ 120,699	\$ 193,575	0.42	
2180	District Court	\$ 318,758	\$ 24,874	8%	\$ 343,632	\$ 61,801	\$ 99,263	\$ 182,568	\$ 281,831	\$ 343,632	1.99	
2190	Comp Insurance	\$ 591,866	\$ 0	0%	\$ 591,866	\$ -	\$ 24,249	\$ 567,617	\$ 591,866	\$ 591,866	6.19	
2220	Library	\$ 180,235	\$ -	0%	\$ 180,235	\$ -	\$ 32,654	\$ 147,581	\$ 180,235	\$ 180,235	1.61	
2360	Museum	\$ 340,949	\$ 11,687	3%	\$ 352,636	\$ 2,000	\$ 168,068	\$ 182,568	\$ 350,636	\$ 352,636	1.99	
2300	Law Enforcement	\$ 3,358,184	\$ 135,380	4%	\$ 3,493,564	\$ 298,054	\$ 1,386,960	\$ 1,808,550	\$ 3,195,510	\$ 3,493,564	19.73	
	Total County-wide mills	\$ 10,965,206	\$ 859,336	8%	\$ 11,824,542	\$ 1,628,792	\$ 5,277,923	\$ 4,917,827	\$ 10,195,750	\$ 11,824,542	53.65	
2100	Cooke City Resort Tax	\$ 215,500	\$ 482,552	224%	\$ 698,052	\$ 482,552	\$ 215,500	\$ -	\$ 215,500	\$ 698,052		
2110	Road	\$ 7,568,527	\$ 15,826	0%	\$ 7,584,353	\$ 170,000	\$ 6,798,421	\$ 615,932	\$ 7,414,353	\$ 7,584,353	9.45	
2153	Predator - Sheep	\$ 500	\$ 140	28%	\$ 640	\$ 140	\$ -	\$ 500	\$ 500	\$ 640		\$ 0.60
2155	Predator - Cattle	\$ 16,000	\$ 3,917	24%	\$ 19,917	\$ 3,917	\$ -	\$ 16,000	\$ 16,000	\$ 19,917		\$ 0.50
2181	Treatment Court	\$ -	\$ 376		\$ 376	\$ 376	\$ -	\$ -	\$ -	\$ 376		
2200	Mosquito Control	\$ 18,987	\$ 5,200	27%	\$ 24,186	\$ 6,485	\$ 1,253	\$ 16,449	\$ 17,701	\$ 24,186	0.48	
2210	Park Fund	\$ -	\$ 87,385		\$ 87,385	\$ 87,385	\$ -	\$ -	\$ -	\$ 87,385		
2220a	Library - Voted	\$ 504,158	\$ -	0%	\$ 504,158	\$ -	\$ -	\$ 504,158	\$ 504,158	\$ 504,158	5.50	
2230	Ambulance-Cnty only mill	\$ 142,160	\$ 5,000	0%	\$ 147,160	\$ 5,000	\$ 9,940	\$ 132,220	\$ 142,160	\$ 147,160	2.00	
2230a	Ambulance-Voted \$	\$ 185,891	\$ -	0%	\$ 185,891	\$ -	\$ -	\$ 185,891	\$ 185,891	\$ 185,891	2.03	
2230b	Ambulance-Voted County Mills	\$ 812,152	\$ -	0%	\$ 812,152	\$ -	\$ -	\$ 812,152	\$ 812,152	\$ 812,152	8.86	
2250	Planning-Cnty only mill	\$ 256,741	\$ 7,822	3%	\$ 264,563	\$ 32,895	\$ 175,615	\$ 56,053	\$ 231,668	\$ 264,563	0.86	
2260	Emergency Disaster	\$ 1,271,125	\$ 1,701,001	134%	\$ 2,972,126	\$ 2,081,980	\$ 759,790	\$ 130,356	\$ 890,146	\$ 2,972,126	2.00	
2280	Senior Citizens	\$ 7,643	\$ 1,022	13%	\$ 8,665	\$ 1,022	\$ 7,643	\$ -	\$ 7,643	\$ 8,665	0.00	
2281	Angel Line	\$ 130,721	\$ 56,890	32%	\$ 187,611	\$ 72,323	\$ 27,290	\$ 87,998	\$ 115,288	\$ 187,611	0.96	
2281a	Angel Line-Voted \$	\$ 45,504	\$ -	0%	\$ 45,504	\$ -	\$ -	\$ 45,504	\$ 45,504	\$ 45,504	0.50	
2285	Park County Transit	\$ 376,850	\$ 156,451	42%	\$ 533,301	\$ 118,475	\$ 414,826	\$ -	\$ 414,826	\$ 533,301		
2340	Fire Control/Council	\$ 4,000	\$ 13,772	344%	\$ 17,772	\$ 14,772	\$ 3,000	\$ -	\$ 3,000	\$ 17,772		
2370	SRS Permissive Levy	\$ 54,000	\$ 621	1%	\$ 54,621	\$ 621	\$ -	\$ 54,000	\$ 54,000	\$ 54,621	0.59	
2372	Permissive Medical Levy	\$ 929,491	\$ 3	0%	\$ 929,495	\$ 0	\$ -	\$ 929,495	\$ 929,495	\$ 929,495	10.14	
2382	Search & Rescue	\$ 151,072	\$ 39,789	26%	\$ 190,861	\$ 8,868	\$ 93,995	\$ 87,998	\$ 181,993	\$ 190,861	0.96	
2384	Jail Commissary	\$ -	\$ 61,709		\$ 61,709	\$ 61,709	\$ -	\$ -	\$ -	\$ 61,709		
2386	Connect Program	\$ 35,446	\$ 16,746	47%	\$ 52,192	\$ 28,061	\$ 24,131	\$ -	\$ 24,131	\$ 52,192		
2392	MRDTF	\$ 112,643	\$ 6,636	6%	\$ 119,279	\$ 6,451	\$ 112,828	\$ -	\$ 112,828	\$ 119,279		
2393	Records Preservation	\$ 112,897	\$ 137,358	>1000%	\$ 250,255	\$ 212,255	\$ 38,000	\$ -	\$ 38,000	\$ 250,255		
2399	YRRE	\$ -	\$ 37,169		\$ 37,169	\$ 37,169	\$ -	\$ -	\$ -	\$ 37,169		
2410	Green Acres #1	\$ 250	\$ -	0.00%	\$ 250	\$ -	\$ -	\$ 250	\$ 250	\$ 250		\$ -
2415	Green Acres #2	\$ 250	\$ -	0.00%	\$ 250	\$ -	\$ -	\$ 250	\$ 250	\$ 250		\$ -
2430	Gardiner Lights	\$ 40,000	\$ 2,110	5.28%	\$ 42,110	\$ 42,110	\$ -	\$ -	\$ -	\$ 42,110		\$ -
2511	Chicory RID	\$ -	\$ 80,380		\$ 80,380	\$ 68,480	\$ -	\$ 11,900	\$ 11,900	\$ 80,380		\$ 82.07
2800	Alcohol Rehab	\$ 60,000	\$ -	0.00%	\$ 60,000	\$ -	\$ 60,000	\$ -	\$ 60,000	\$ 60,000		
2830	Junk Vehicle	\$ 42,000	\$ 6,373	15.17%	\$ 48,373	\$ 6,373	\$ 42,000	\$ -	\$ 42,000	\$ 48,373		
2840	Weed Grant	\$ 7,500	\$ 6,728	89.71%	\$ 14,228	\$ 6,728	\$ 7,500	\$ -	\$ 7,500	\$ 14,228		
2841	Noxious Weed TF Grant	\$ 161,000	\$ 3,076	1.91%	\$ 164,076	\$ 3,076	\$ 161,000	\$ -	\$ 161,000	\$ 164,076		
2850	911 Emergency	\$ 138,030	\$ 103,622	75.07%	\$ 241,652	\$ 121,152	\$ 120,500	\$ -	\$ 120,500	\$ 241,652		
2852	Gardiner 911	\$ 30,000	\$ 56,712	189.04%	\$ 86,712	\$ 77,612	\$ 9,100	\$ -	\$ 9,100	\$ 86,712		
2859	County Land Info	\$ 15,000	\$ 57,411	382.74%	\$ 72,411	\$ 64,411	\$ 8,000	\$ -	\$ 8,000	\$ 72,411		
2862	Economic Development	\$ 90,000	\$ -	0.00%	\$ 90,000	\$ -	\$ 90,000	\$ -	\$ 90,000	\$ 90,000		
2870	Victim/Witness	\$ 87,627	\$ 1,045	1.19%	\$ 88,673	\$ -	\$ 88,673	\$ -	\$ 88,673	\$ 88,673		
2895	Hardrock Mining Trust	\$ -	\$ 1,750,792		\$ 1,750,792	\$ 1,567,667	\$ 183,125	\$ -	\$ 183,125	\$ 1,750,792		



Fund	Description	(1) Appropriations	(2) Expected Reserves	Reserves %	(3) Total Required	(4) Cash July 1, 2022	(5) Non-tax Revenue	(6) Tax Revenue	(7) Total Revenue	(8) Total Available	(9) Mill Levy	Assmnts
2896	Metal Mines Tax	\$ 475,000	\$ 1,441	0.30%	\$ 476,441	\$ 1,441	\$ 475,000	\$ -	\$ 475,000	\$ 476,441		
2900	P.I.L.T.	\$ 2,003,775	\$ 936,751	46.75%	\$ 2,940,526	\$ 1,128,526	\$ 1,812,000	\$ -	\$ 1,812,000	\$ 2,940,526		
2902	Forest Title III	\$ -	\$ 2,616		\$ 2,616	\$ 2,616	\$ -	\$ -	\$ -	\$ 2,616		
2903	Forest Reserve Title II	\$ -	\$ 12,191		\$ 12,191	\$ 12,191	\$ -	\$ -	\$ -	\$ 12,191		
2917	Crime Victims Assist.	\$ 12,000	\$ 13,693	114.11%	\$ 25,693	\$ 13,693	\$ 12,000	\$ -	\$ 12,000	\$ 25,693		
2927	Homeland Security	\$ 31,300	\$ 2,781	8.88%	\$ 34,081	\$ 2,781	\$ 31,300	\$ -	\$ 31,300	\$ 34,081		
2940	Comm Devt Block Grant	\$ 62,500	\$ -	0.00%	\$ 62,500	\$ -	\$ 62,500	\$ -	\$ 62,500	\$ 62,500		
2950	DUI Task Force	\$ 7,111	\$ 12,084	169.94%	\$ 19,196	\$ 12,679	\$ 6,516	\$ -	\$ 6,516	\$ 19,196		
2956	CTEP	\$ -	\$ 0		\$ 0	\$ 0	\$ -	\$ -	\$ -	\$ 0		
2958	DES Grant	\$ 100,281	\$ 1	0.00%	\$ 100,282	\$ 4	\$ 100,278	\$ -	\$ 100,278	\$ 100,282		
2965	Communicable Disease	\$ -	\$ 772		\$ 772	\$ 772	\$ -	\$ -	\$ -	\$ 772		
2973	Public Health Home Visiting	\$ 22,855	\$ 25,205	110.28%	\$ 48,060	\$ 32,495	\$ 15,565	\$ -	\$ 15,565	\$ 48,060		
2974	Arthritis Grant	\$ -	\$ 365		\$ 365	\$ 365	\$ -	\$ -	\$ -	\$ 365		
2975	Public Health Preparedness	\$ 180,584	\$ 60,420	33.46%	\$ 241,005	\$ 61,702	\$ 179,303	\$ -	\$ 179,303	\$ 241,005		
2976	Immunization	\$ 67,316	\$ 188,690	280.31%	\$ 256,005	\$ 241,323	\$ 14,682	\$ -	\$ 14,682	\$ 256,005		
2977	Asthma Grant	\$ 43,685	\$ 54,461	124.67%	\$ 98,146	\$ 54,448	\$ 43,698	\$ -	\$ 43,698	\$ 98,146		
2978	Chronic Disease Prev Grant	\$ 74,088	\$ 50,289	67.88%	\$ 124,377	\$ 67,713	\$ 56,664	\$ -	\$ 56,664	\$ 124,377		
2979	WIC	\$ 75,427	\$ 17,546	23.26%	\$ 92,973	\$ 9,288	\$ 83,685	\$ -	\$ 83,685	\$ 92,973		
2980	Behavioral Health	\$ 267,457	\$ 25,810	9.65%	\$ 293,267	\$ 51,267	\$ 242,000	\$ -	\$ 242,000	\$ 293,267		
2981	Opioid Settlements	\$ -	\$ 31,408		\$ 31,408	\$ 31,408	\$ -	\$ -	\$ -	\$ 31,408		
2995	LATCF	\$ 1,539,487	\$ 574	0.04%	\$ 1,540,061	\$ 11,379	\$ 1,528,682	\$ -	\$ 1,528,682	\$ 1,540,061		
4010	Road & Bridge CIP	\$ 500,000	\$ 14	0.00%	\$ 500,014	\$ 14	\$ 500,000	\$ -	\$ 500,000	\$ 500,014		
4011	Road & Bridge Equip	\$ 1,581,040	\$ 0	0.00%	\$ 1,581,040	\$ -	\$ 1,581,040	\$ -	\$ 1,581,040	\$ 1,581,040		
4020	Junk Vehicle CIP	\$ -	\$ 7,560		\$ 7,560	\$ 6,946	\$ 614	\$ -	\$ 614	\$ 7,560		
4025	Mosquito Equipment	\$ -	\$ 2,001		\$ 2,001	\$ 1	\$ 2,000	\$ -	\$ 2,000	\$ 2,001		
4030	Fair CIP	\$ -	\$ -		\$ -	\$ -	\$ -	\$ -	\$ -	\$ -		
4040	Law Enforcement CIP	\$ -	\$ 23,787		\$ 23,787	\$ 23,787	\$ -	\$ -	\$ -	\$ 23,787		
4050	Angelline CIP	\$ -	\$ 52,781		\$ 52,781	\$ 27,781	\$ 25,000	\$ -	\$ 25,000	\$ 52,781		
4060	Facility Impr CIP	\$ -	\$ 93		\$ 93	\$ 93	\$ -	\$ -	\$ -	\$ 93		
4070	Weed CIP	\$ -	\$ 62,555		\$ 62,555	\$ 42,555	\$ 20,000	\$ -	\$ 20,000	\$ 62,555		
4200	Refuse CIP	\$ -	\$ 2		\$ 2	\$ 2	\$ -	\$ -	\$ -	\$ 2		
4320	Yellowstone Bridge CIP	\$ -	\$ -		\$ -	\$ -	\$ -	\$ -	\$ -	\$ -		
4500	BN -Capital Restricted	\$ 140,932	\$ 8,435,249	>1000%	\$ 8,576,181	\$ 8,456,181	\$ 120,000	\$ -	\$ 120,000	\$ 8,576,181		
4600	Communications CIP	\$ -	\$ -	0.00%	\$ -	\$ -	\$ -	\$ -	\$ -	\$ -		
4620	SAR CIP	\$ -	\$ 63		\$ 63	\$ 63	\$ -	\$ -	\$ -	\$ 63		
4670	Airport CIP	\$ 270,000	\$ 803,194	297.48%	\$ 1,073,194	\$ 763,194	\$ 310,000	\$ -	\$ 310,000	\$ 1,073,194		
5400	Landfill	\$ 70,528	\$ 1,321,488	>1000%	\$ 1,392,016	\$ 1,372,016	\$ 20,000	\$ -	\$ 20,000	\$ 1,392,016		
5410	Refuse	\$ 1,662,740	\$ 189,540	11.40%	\$ 1,852,280	\$ 100,000	\$ 35,180	\$ 1,717,100	\$ 1,752,280	\$ 1,852,280		\$ 227.00
County Totals		\$ 33,776,975	\$ 18,100,396	53.59%	\$ 51,877,371	\$ 19,547,580	\$ 22,007,759	\$ 10,322,033	\$ 32,329,792	\$ 51,877,371	44.32	

TAXING DISTRICT	FY2023
Park County	\$ 91,665
Ambulance	\$ 66,110
Angel Line	\$ 91,665
Search & Rescue	\$ 91,665
County Road & Emergency Disaster	\$ 65,178
Library	\$ 91,665
Weed control	\$ 91,665

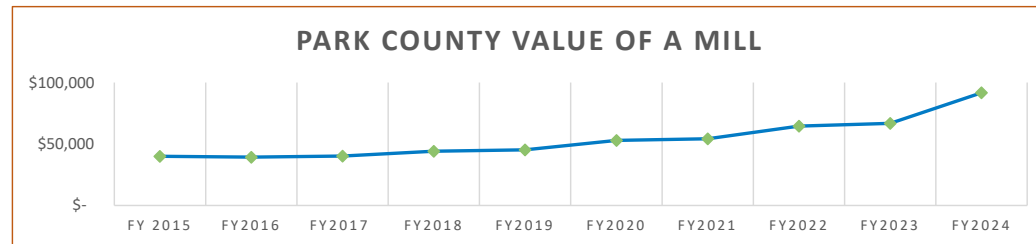
TAXING DISTRICT	FY2023
County Planning	\$ 65,178
Mosquito Control	\$ 34,268
Gard Lights #1	\$ 105,899
Park Co Refuse (assmts)	7,564
Permissive Medical Levy	\$ 91,665
Chicory RID (# parcels)	145
sheep-pred control	400

TAXING DISTRICT	FY2023
cattle-pred control	25,221



10 Year Value of a Mill

TAXING DISTRICT	FY 2015	FY2016	FY2017	FY2018	FY2019	FY2020	FY2021	FY2022	FY2023	FY2024
Park County	\$ 40,001	\$ 39,312	\$ 40,095	\$ 44,080	\$ 45,162	\$ 52,855	\$ 54,251	\$ 64,615	\$ 66,820	\$ 91,665



Ambulance	\$ 29,023	\$ 28,750	\$ 29,218	\$ 32,193	\$ 32,777	\$ 38,506	\$ 39,616	\$ 46,958	\$ 48,212	\$ 66,110
Angel Line	\$ 40,001	\$ 39,312	\$ 40,095	\$ 44,080	\$ 45,162	\$ 52,855	\$ 54,251	\$ 64,615	\$ 66,820	\$ 91,665
Search & Rescue	\$ 40,001	\$ 39,312	\$ 40,095	\$ 44,080	\$ 45,162	\$ 52,855	\$ 54,251	\$ 64,615	\$ 66,820	\$ 91,665
County Road & Emergency Disaster	\$ 28,663	\$ 28,428	\$ 28,896	\$ 31,849	\$ 32,432	\$ 38,079	\$ 39,185	\$ 46,401	\$ 47,631	\$ 65,178
Library	\$ 40,001	\$ 39,312	\$ 40,095	\$ 44,080	\$ 45,162	\$ 52,855	\$ 54,251	\$ 64,615	\$ 66,820	\$ 91,665
Weed control	\$ 40,001	\$ 39,312	\$ 40,095	\$ 44,080	\$ 45,162	\$ 52,855	\$ 54,251	\$ 64,615	\$ 66,820	\$ 91,665
County Planning	\$ 28,663	\$ 28,428	\$ 28,896	\$ 31,849	\$ 32,432	\$ 38,079	\$ 39,185	\$ 46,401	\$ 47,631	\$ 65,178
Mosquito Control	\$ 15,201	\$ 14,645	\$ 15,009	\$ 16,637	\$ 17,263	\$ 20,027	\$ 20,447	\$ 24,025	\$ 24,847	\$ 34,268

Other Information for Assessments

TAXING DISTRICT	FY 2015	FY2016	FY2017	FY2018	FY2019	FY2020	FY2021	FY2022	FY 2023	FY 2024
Gardiner Lights #1 (Market Value)	\$ 17,095	\$ 32,997	\$ 32,997	\$ 46,809	\$ 47,166	\$ 32,836	\$ 32,692	\$ 61,079	\$ 60,908	\$ 105,899
Chicory RID (# parcels)				145	145	145	145	145	145	145
Sheep-Pred Control (count)	1,468	727	1,081	1,145	1,145	868	587	607	607	400
Cattle-Pred Control (count)	28,011	20,458	26,667	25,456	25,456	26,427	26,273	29,217	29,217	25,221
Park Co Refuse (# assessments)	6,828	6,957	6,957	6,958	6,958	6,553	7,270	7,391	7,391	7,564



2023 Certified Taxable Valuation Information

(15-10-202, MCA)

Park County

COUNTY WIDE LEVIES

Certified values are now available online at property.mt.gov/cov

1. 2023 Total Market Value ¹	\$	6,087,668,572
2. 2023 Total Taxable Value ²	\$	94,157,503
3. 2023 Taxable Value of Newly Taxable Property.....	\$	2,290,633
4. 2023 Taxable Value less Incremental Taxable Value ³	\$	91,664,988
5. 2023 Taxable Value of Net and Gross Proceeds ⁴ (Class 1 and Class 2).....	\$	-

6. TIF Districts

Tax Increment District Name	Current Taxable Value ²	Base Taxable Value	Incremental Value
WEST END INDUSTRIAL	456,994	128	456,866
LIVINGSTON URBAN REN	3,639,922	1,604,273	2,035,649

Total Incremental Value \$ 2,492,515

Preparer Maureen Ruggles

Date 8/7/2023

¹Market value does not include class 1 and class 2 value

²Taxable value is calculated after abatements have been applied

³This value is the taxable value less total incremental value of all tax increment financing districts

⁴The taxable value of class 1 and class 2 is included in the taxable value totals

For Information Purposes Only

2023 taxable value of centrally assessed property having a market value of \$1 million or more, which has transferred to a different ownership in compliance with 15-10-202(2), MCA.

I. Value Included in "newly taxable" property	\$	-
II. Total value exclusive of "newly taxable" property	\$	-

Note

Special district resolutions must be delivered to the department by the first Thursday after the first Tuesday in September, 09/07/2023, or within 30 calendar days after the date on this form 7-11-1025(8), MCA.

The county clerk and recorder must provide mill levies for each taxing jurisdiction to the department by the second Monday in September, 09/11/2023, or within 30 calendar days after the date on this form 15-10-305(1)(a), MCA.

Determination of Tax Revenue and Mill Levy Limitations
Section 15-10-420, MCA
County Wide Funds
FYE June 30, 2024
Park County

Reference Line		Enter amounts in yellow cells	Auto-Calculation (If completing manually enter amounts as instructed)
(1)	Enter Ad valorem tax revenue <u>ACTUALLY assessed in the prior year</u> (from Prior Year's form Line 17)	\$ 4,679,410	\$ 4,679,410
(2)	Add: Current year inflation adjustment @ 2.46%		\$ 115,113
(3)	Subtract: Ad valorem tax revenue <u>ACTUALLY assessed in the prior year</u> for Class 1 and 2 property, (net and gross proceeds) (from Prior Year's form Line 20)- (enter as negative)		\$ -
(4)	Adjusted ad valorem tax revenue		\$ 4,794,523
= (1) + (2) + (3)			
	<u>ENTERING TAXABLE VALUES</u>		
(5)	Enter 'Total Taxable Value' - from Department of Revenue <i>Certified Taxable Valuation Information</i> form, line # 2	\$ 94,157,503	\$ 94,157,503
(6)	Subtract: 'Total Incremental Value' of all tax increment financing districts (TIF Districts) - from Department of Revenue <i>Certified Taxable Valuation Information</i> form, line # 6 (enter as negative)	\$ (2,492,515)	\$ (2,492,515)
(7)	Taxable value per mill (after adjustment for removal of TIF per mill incremental district value)		\$ 91,664.988
= (5) + (6)			
(8)	Subtract: 'Total Value of Newly Taxable Property' - from Department of Revenue <i>Certified Taxable Valuation Information</i> form, line # 3 (enter as negative)	\$ (2,290,633)	\$ (2,290.633)
(9)	Subtract: 'Taxable Value of Net and Gross Proceeds, (Class 1 & 2 properties)' - from Department of Revenue <i>Certified Taxable Valuation Information</i> form, line # 5 (enter as negative)	\$ -	\$ -
(10)	Adjusted Taxable value per mill		\$ 89,374.355
= (7) + (8) + (9)			
(11)	CURRENT YEAR calculated mill levy		53.65
= (4) / (10)			
(12)	CURRENT YEAR calculated ad valorem tax revenue		\$ 4,917,827
= (7) x (11)			
	<u>CURRENT YEAR AUTHORIZED LEVY/ASSESSMENT</u>		
(13)	Enter total number of carry forward mills from prior year (from Prior Year's form Line 22)	0.00	0.00
(14)	Total current year authorized mill levy, including Prior Years' carry forward mills		53.65
= (11) + (13)			
(15)	Total current year authorized ad valorem tax revenue assessment		\$ 4,917,827
= (7) x (14)			
	<u>CURRENT YEAR ACTUALLY LEVIED/ASSESSED</u>		
(16)	Enter number of mills actually levied in current year (Number should equal total <u>non-voted</u> mills, which includes the number of carry forward mills, actually imposed per the final approved current year budget document. <u>Do Not</u> include voted or permissive mills imposed in the current year.)	53.65	53.65
(17)	Total ad valorem tax revenue actually assessed in current year		\$ 4,917,827
= (7) x (16)			
	<u>RECAPITULATION OF ACTUAL:</u>		
(18)	Ad valorem tax revenue actually assessed		\$ 4,794,935
= (10) x (16)			
(19)	Ad valorem tax revenue actually assessed for newly taxable property		\$ 122,892
(20)	Ad valorem tax revenue actually assessed for Class 1 & 2 properties (net-gross proceeds)		\$ -
(21)	Total ad valorem tax revenue actually assessed in current year		\$ 4,917,827
= (18) + (19) + (20)			
(22)	Total carry forward mills that may be levied in a subsequent year (Number should be equal to or greater than zero. A (negative) number indicates an over levy.)		0.00
= (14) - (16)			

Determination of Tax Revenue and Mill Levy Limitations
Section 15-10-420, MCA
SAR & Angel Line (matching amounts)
FYE June 30, 2024
Park County

Reference Line		Enter amounts in yellow cells	Auto-Calculation (If completing manually enter amounts as instructed)
(1)	Enter Ad valorem tax revenue <u>ACTUALLY assessed in the prior year</u> (from Prior Year's form Line 17)	\$ 83,525	\$ 83,525
(2)	Add: Current year inflation adjustment @ 2.46%		\$ 2,055
(3)	Subtract: Ad valorem tax revenue <u>ACTUALLY assessed in the prior year</u> for Class 1 and 2 property, (net and gross proceeds) (from Prior Year's form Line 20)- (enter as negative)		\$ -
(4)	Adjusted ad valorem tax revenue		\$ 85,580
= (1) + (2) + (3)			
	<u>ENTERING TAXABLE VALUES</u>		
(5)	Enter 'Total Taxable Value' - from Department of Revenue <i>Certified Taxable Valuation Information</i> form, line # 2	\$ 94,157,503	\$ 94,157.503
(6)	Subtract: 'Total Incremental Value' of all tax increment financing districts (TIF Districts) - from Department of Revenue <i>Certified Taxable Valuation Information</i> form, line # 6 (enter as negative)	\$ (2,492,515)	\$ (2,492.515)
(7)	Taxable value per mill (after adjustment for removal of TIF per mill incremental district value)		\$ 91,664.988
= (5) + (6)			
(8)	Subtract: 'Total Value of Newly Taxable Property' - from Department of Revenue <i>Certified Taxable Valuation Information</i> form, line # 3 (enter as negative)	\$ (2,290,633)	\$ (2,290.633)
(9)	Subtract: 'Taxable Value of Net and Gross Proceeds, (Class 1 & 2 properties)' - from Department of Revenue <i>Certified Taxable Valuation Information</i> form, line # 5 (enter as negative)	\$ -	\$ -
(10)	Adjusted Taxable value per mill		\$ 89,374.355
= (7) + (8) + (9)			
(11)	CURRENT YEAR calculated mill levy		0.96
= (4) / (10)			
(12)	CURRENT YEAR calculated ad valorem tax revenue		\$ 87,998
= (7) x (11)			
	<u>CURRENT YEAR AUTHORIZED LEVY/ASSESSMENT</u>		
(13)	Enter total number of carry forward mills from prior year (from Prior Year's form Line 22)	0.00	0.00
(14)	Total current year authorized mill levy, including Prior Years' carry forward mills		0.96
= (11) + (13)			
(15)	Total current year authorized ad valorem tax revenue assessment		\$ 87,998
= (7) x (14)			
	<u>CURRENT YEAR ACTUALLY LEVIED/ASSESSED</u>		
(16)	Enter number of mills actually levied in current year (Number should equal total <u>non-voted</u> mills, which includes the number of carry forward mills, actually imposed per the final approved current year budget document. <u>Do Not</u> include voted or permissive mills imposed in the current year.)	0.96	0.96
(17)	Total ad valorem tax revenue actually assessed in current year		\$ 87,998
= (7) x (16)			
	<u>RECAPITULATION OF ACTUAL:</u>		
(18)	Ad valorem tax revenue actually assessed		\$ 85,799
= (10) x (16)			
(19)	Ad valorem tax revenue actually assessed for newly taxable property		\$ 2,199
(20)	Ad valorem tax revenue actually assessed for Class 1 & 2 properties (net-gross proceeds)		\$ -
(21)	Total ad valorem tax revenue actually assessed in current year		\$ 87,998
= (18) + (19) + (20)			
(22)	Total carry forward mills that may be levied in a subsequent year (Number should be equal to or greater than zero. A (negative) number indicates an over levy.)		0.00
= (14) - (16)			



2023 Certified Taxable Valuation Information

(15-10-202, MCA)

Park County

COUNTY WIDE SHERIFFS OFFICE

Certified values are now available online at property.mt.gov/cov

1. 2023 Total Market Value ¹	\$	6,087,668,572
2. 2023 Total Taxable Value ²	\$	94,157,503
3. 2023 Taxable Value of Newly Taxable Property.....	\$	2,290,633
4. 2023 Taxable Value less Incremental Taxable Value ³	\$	91,664,988
5. 2023 Taxable Value of Net and Gross Proceeds ⁴ (Class 1 and Class 2).....	\$	-

6. TIF Districts

Tax Increment District Name	Current Taxable Value ²	Base Taxable Value	Incremental Value
WEST END INDUSTRIAL	456,994	128	456,866
LIVINGSTON URBAN REN	3,639,922	1,604,273	2,035,649

Total Incremental Value \$ 2,492,515

Preparer Maureen Ruggles

Date 8/7/2023

¹Market value does not include class 1 and class 2 value

²Taxable value is calculated after abatements have been applied

³This value is the taxable value less total incremental value of all tax increment financing districts

⁴The taxable value of class 1 and class 2 is included in the taxable value totals

For Information Purposes Only

2023 taxable value of centrally assessed property having a market value of \$1 million or more, which has transferred to a different ownership in compliance with 15-10-202(2), MCA.

I. Value Included in "newly taxable" property	\$	-
II. Total value exclusive of "newly taxable" property	\$	-

Note

Special district resolutions must be delivered to the department by the first Thursday after the first Tuesday in September, 09/07/2023, or within 30 calendar days after the date on this form 7-11-1025(8), MCA.

The county clerk and recorder must provide mill levies for each taxing jurisdiction to the department by the second Monday in September, 09/11/2023, or within 30 calendar days after the date on this form 15-10-305(1)(a), MCA.

Determination of Tax Revenue and Mill Levy Limitations
Section 15-10-420, MCA
ROAD
FYE June 30, 2024
Park County

Reference Line		Enter amounts in yellow cells	Auto-Calculation (If completing manually enter amounts as instructed)
(1)	Enter Ad valorem tax revenue <u>ACTUALLY assessed in the prior year</u> (from Prior Year's form Line 17)	\$ 584,907	\$ 584,907
(2)	Add: Current year inflation adjustment @ 2.46%		\$ 14,389
(3)	Subtract: Ad valorem tax revenue <u>ACTUALLY assessed in the prior year</u> for Class 1 and 2 property, (net and gross proceeds) (from Prior Year's form Line 20)- (enter as negative)		\$ -
(4)	Adjusted ad valorem tax revenue		\$ 599,296
= (1) + (2) + (3)			
	<u>ENTERING TAXABLE VALUES</u>		
(5)	Enter 'Total Taxable Value' - from Department of Revenue <i>Certified Taxable Valuation Information</i> form, line # 2	\$ 65,178,226	\$ 65,178.226
(6)	Subtract: 'Total Incremental Value' of all tax increment financing districts (TIF Districts) - from Department of Revenue <i>Certified Taxable Valuation Information</i> form, line # 6 (enter as negative)	\$ -	\$ -
(7)	Taxable value per mill (after adjustment for removal of TIF per mill incremental district value)		\$ 65,178.226
= (5) + (6)			
(8)	Subtract: 'Total Value of Newly Taxable Property' - from Department of Revenue <i>Certified Taxable Valuation Information</i> form, line # 3 (enter as negative)	\$ (1,765,173)	\$ (1,765.173)
(9)	Subtract: 'Taxable Value of Net and Gross Proceeds, (Class 1 & 2 properties)' - from Department of Revenue <i>Certified Taxable Valuation Information</i> form, line # 5 (enter as negative)	\$ -	\$ -
(10)	Adjusted Taxable value per mill		\$ 63,413.053
= (7) + (8) + (9)			
(11)	CURRENT YEAR calculated mill levy		9.45
= (4) / (10)			
(12)	CURRENT YEAR calculated ad valorem tax revenue		\$ 615,934
= (7) x (11)			
	<u>CURRENT YEAR AUTHORIZED LEVY/ASSESSMENT</u>		
(13)	Enter total number of carry forward mills from prior year (from Prior Year's form Line 22)	0.00	0.00
(14)	Total current year authorized mill levy, including Prior Years' carry forward mills		9.45
= (11) + (13)			
(15)	Total current year authorized ad valorem tax revenue assessment		\$ 615,934
= (7) x (14)			
	<u>CURRENT YEAR ACTUALLY LEVIED/ASSESSED</u>		
(16)	Enter number of mills actually levied in current year (Number should equal total <u>non-voted</u> mills, which includes the number of carry forward mills, actually imposed per the final approved current year budget document. <u>Do Not</u> include voted or permissive mills imposed in the current year.)	9.45	9.45
(17)	Total ad valorem tax revenue actually assessed in current year		\$ 615,934
= (7) x (16)			
	<u>RECAPITULATION OF ACTUAL:</u>		
(18)	Ad valorem tax revenue actually assessed		\$ 599,253
= (10) x (16)			
(19)	Ad valorem tax revenue actually assessed for newly taxable property		\$ 16,681
(20)	Ad valorem tax revenue actually assessed for Class 1 & 2 properties (net-gross proceeds)		\$ -
(21)	Total ad valorem tax revenue actually assessed in current year		\$ 615,934
= (18) + (19) + (20)			
(22)	Total carry forward mills that may be levied in a subsequent year (Number should be equal to or greater than zero. A (negative) number indicates an over levy.)		0.00
= (14) - (16)			



2023 Certified Taxable Valuation Information

(15-10-202, MCA)

Park County County Wide

AMBULANCE 2019

Certified values are now available online at property.mt.gov/cov

1. 2023 Total Market Value ¹	\$	6,087,668,572
2. 2023 Total Taxable Value ²	\$	94,157,503
3. 2023 Taxable Value of Newly Taxable Property.....	\$	2,290,633
4. 2023 Taxable Value less Incremental Taxable Value ³	\$	91,664,988
5. 2023 Taxable Value of Net and Gross Proceeds ⁴ (Class 1 and Class 2).....	\$	-

6. TIF Districts

Tax Increment District Name	Current Taxable Value ²	Base Taxable Value	Incremental Value
WEST END INDUSTRIAL	456,994	128	456,866
LIVINGSTON URBAN REN	3,639,922	1,604,273	2,035,649

Total Incremental Value \$ 2,492,515

Preparer Maureen Ruggles

Date 8/7/2023

¹Market value does not include class 1 and class 2 value

²Taxable value is calculated after abatements have been applied

³This value is the taxable value less total incremental value of all tax increment financing districts

⁴The taxable value of class 1 and class 2 is included in the taxable value totals

For Information Purposes Only

2023 taxable value of centrally assessed property having a market value of \$1 million or more, which has transferred to a different ownership in compliance with 15-10-202(2), MCA.

I. Value Included in "newly taxable" property	\$	-
II. Total value exclusive of "newly taxable" property	\$	-

Note

Special district resolutions must be delivered to the department by the first Thursday after the first Tuesday in September, 09/07/2023, or within 30 calendar days after the date on this form 7-11-1025(8), MCA.

The county clerk and recorder must provide mill levies for each taxing jurisdiction to the department by the second Monday in September, 09/11/2023, or within 30 calendar days after the date on this form 15-10-305(1)(a), MCA.



2023 Certified Taxable Valuation Information

(15-10-202, MCA)

Park County

AMBULANCE

Certified values are now available online at property.mt.gov/cov

1. 2023 Total Market Value ¹	\$	4,229,526,018
2. 2023 Total Taxable Value ²	\$	66,110,488
3. 2023 Taxable Value of Newly Taxable Property.....	\$	1,797,690
4. 2023 Taxable Value less Incremental Taxable Value ³	\$	66,110,488
5. 2023 Taxable Value of Net and Gross Proceeds ⁴ (Class 1 and Class 2).....	\$	-

6. TIF Districts

Tax Increment District Name	Current Taxable Value ²	Base Taxable Value	Incremental Value

Total Incremental Value \$ -

Preparer Maureen Ruggles

Date 8/7/2023

¹Market value does not include class 1 and class 2 value

²Taxable value is calculated after abatements have been applied

³This value is the taxable value less total incremental value of all tax increment financing districts

⁴The taxable value of class 1 and class 2 is included in the taxable value totals

For Information Purposes Only

2023 taxable value of centrally assessed property having a market value of \$1 million or more, which has transferred to a different ownership in compliance with 15-10-202(2), MCA.

I. Value Included in "newly taxable" property	\$	-
II. Total value exclusive of "newly taxable" property	\$	-

Note

Special district resolutions must be delivered to the department by the first Thursday after the first Tuesday in September, 09/07/2023, or within 30 calendar days after the date on this form 7-11-1025(8), MCA.

The county clerk and recorder must provide mill levies for each taxing jurisdiction to the department by the second Monday in September, 09/11/2023, or within 30 calendar days after the date on this form 15-10-305(1)(a), MCA.

Determination of Tax Revenue and Mill Levy Limitations
Section 15-10-420, MCA
AMBULANCE
FYE June 30, 2024
Park County

Reference Line		Enter amounts in yellow cells	Auto-Calculation (If completing manually enter amounts as instructed)
(1)	Enter Ad valorem tax revenue <u>ACTUALLY assessed in the prior year</u> (from Prior Year's form Line 17)	\$ 96,424	\$ 96,424
(2)	Add: Current year inflation adjustment @ 2.46%		\$ 2,372
(3)	Subtract: Ad valorem tax revenue <u>ACTUALLY assessed in the prior year</u> for Class 1 and 2 property, (net and gross proceeds) (from Prior Year's form Line 20)- (enter as negative)		\$ -
(4)	Adjusted ad valorem tax revenue		\$ 98,796
= (1) + (2) + (3)			
	<u>ENTERING TAXABLE VALUES</u>		
(5)	Enter 'Total Taxable Value' - from Department of Revenue <i>Certified Taxable Valuation Information</i> form, line # 2	\$ 66,110,488	\$ 66,110,488
(6)	Subtract: 'Total Incremental Value' of all tax increment financing districts (TIF Districts) - from Department of Revenue <i>Certified Taxable Valuation Information</i> form, line # 6 (enter as negative)	\$ -	\$ -
(7)	Taxable value per mill (after adjustment for removal of TIF per mill incremental district value)		\$ 66,110,488
= (5) + (6)			
(8)	Subtract: 'Total Value of Newly Taxable Property' - from Department of Revenue <i>Certified Taxable Valuation Information</i> form, line # 3 (enter as negative)	\$ (1,797,690)	\$ (1,797,690)
(9)	Subtract: 'Taxable Value of Net and Gross Proceeds, (Class 1 & 2 properties)' - from Department of Revenue <i>Certified Taxable Valuation Information</i> form, line # 5 (enter as negative)	\$ -	\$ -
(10)	Adjusted Taxable value per mill		\$ 64,312,798
= (7) + (8) + (9)			
(11)	CURRENT YEAR calculated mill levy		1.54
= (4) / (10)			
(12)	CURRENT YEAR calculated ad valorem tax revenue		\$ 101,810
= (7) x (11)			
	<u>CURRENT YEAR AUTHORIZED LEVY/ASSESSMENT</u>		
(13)	Enter total number of carry forward mills from prior year (from Prior Year's form Line 22)	0.58	0.58
(14)	Total current year authorized mill levy, including Prior Years' carry forward mills		2.12
= (11) + (13)			
(15)	Total current year authorized ad valorem tax revenue assessment		\$ 140,154
= (7) x (14)			
	<u>CURRENT YEAR ACTUALLY LEVIED/ASSESSED</u>		
(16)	Enter number of mills actually levied in current year (Number should equal total <u>non-voted</u> mills, which includes the number of carry forward mills, actually imposed per the final approved current year budget document. <u>Do Not</u> include voted or permissive mills imposed in the current year.)	2.00	2.00
(17)	Total ad valorem tax revenue actually assessed in current year		\$ 132,221
= (7) x (16)			
	<u>RECAPITULATION OF ACTUAL:</u>		
(18)	Ad valorem tax revenue actually assessed		\$ 128,626
= (10) x (16)			
(19)	Ad valorem tax revenue actually assessed for newly taxable property		\$ 3,595
(20)	Ad valorem tax revenue actually assessed for Class 1 & 2 properties (net-gross proceeds)		\$ -
(21)	Total ad valorem tax revenue actually assessed in current year		\$ 132,221
= (18) + (19) + (20)			
(22)	Total carry forward mills that may be levied in a subsequent year (Number should be equal to or greater than zero. A (negative) number indicates an over levy.)		0.12
= (14) - (16)			

Determination of Tax Revenue and Mill Levy Limitations
Section 15-10-420, MCA
PLANNING
FYE June 30, 2024
Park County

Reference Line		Enter amounts in yellow cells	Auto-Calculation (If completing manually enter amounts as instructed)
(1)	Enter Ad valorem tax revenue <u>ACTUALLY assessed in the prior year</u> (from Prior Year's form Line 17)	\$ 53,347	\$ 53,347
(2)	Add: Current year inflation adjustment @ 2.46%		\$ 1,312
(3)	Subtract: Ad valorem tax revenue <u>ACTUALLY assessed in the prior year</u> for Class 1 and 2 property, (net and gross proceeds) (from Prior Year's form Line 20)- (enter as negative)		\$ -
(4)	Adjusted ad valorem tax revenue		\$ 54,659
= (1) + (2) + (3)			
	<u>ENTERING TAXABLE VALUES</u>		
(5)	Enter 'Total Taxable Value' - from Department of Revenue <i>Certified Taxable Valuation Information</i> form, line # 2	\$ 65,178,226	\$ 65,178.226
(6)	Subtract: 'Total Incremental Value' of all tax increment financing districts (TIF Districts) - from Department of Revenue <i>Certified Taxable Valuation Information</i> form, line # 6 (enter as negative)	\$ -	\$ -
(7)	Taxable value per mill (after adjustment for removal of TIF per mill incremental district value)		\$ 65,178.226
= (5) + (6)			
(8)	Subtract: 'Total Value of Newly Taxable Property' - from Department of Revenue <i>Certified Taxable Valuation Information</i> form, line # 3 (enter as negative)	\$ (1,765,173)	\$ (1,765.173)
(9)	Subtract: 'Taxable Value of Net and Gross Proceeds, (Class 1 & 2 properties)' - from Department of Revenue <i>Certified Taxable Valuation Information</i> form, line # 5 (enter as negative)	\$ -	\$ -
(10)	Adjusted Taxable value per mill		\$ 63,413.053
= (7) + (8) + (9)			
(11)	CURRENT YEAR calculated mill levy		0.86
= (4) / (10)			
(12)	CURRENT YEAR calculated ad valorem tax revenue		\$ 56,053
= (7) x (11)			
	<u>CURRENT YEAR AUTHORIZED LEVY/ASSESSMENT</u>		
(13)	Enter total number of carry forward mills from prior year (from Prior Year's form Line 22)	0.00	0.00
(14)	Total current year authorized mill levy, including Prior Years' carry forward mills		0.86
= (11) + (13)			
(15)	Total current year authorized ad valorem tax revenue assessment		\$ 56,053
= (7) x (14)			
	<u>CURRENT YEAR ACTUALLY LEVIED/ASSESSED</u>		
(16)	Enter number of mills actually levied in current year (Number should equal total <u>non-voted</u> mills, which includes the number of carry forward mills, actually imposed per the final approved current year budget document. <u>Do Not</u> include voted or permissive mills imposed in the current year.)	0.86	0.86
(17)	Total ad valorem tax revenue actually assessed in current year		\$ 56,053
= (7) x (16)			
	<u>RECAPITULATION OF ACTUAL:</u>		
(18)	Ad valorem tax revenue actually assessed		\$ 54,535
= (10) x (16)			
(19)	Ad valorem tax revenue actually assessed for newly taxable property		\$ 1,518
(20)	Ad valorem tax revenue actually assessed for Class 1 & 2 properties (net-gross proceeds)		\$ -
(21)	Total ad valorem tax revenue actually assessed in current year		\$ 56,053
= (18) + (19) + (20)			
(22)	Total carry forward mills that may be levied in a subsequent year (Number should be equal to or greater than zero. A (negative) number indicates an over levy.)		0.00
= (14) - (16)			



2023 Certified Taxable Valuation Information

(15-10-202, MCA)

Park County

MOSQUITO CONTROL

Certified values are now available online at property.mt.gov/cov

1. 2023 Total Market Value ¹	\$	2,421,564,624
2. 2023 Total Taxable Value ²	\$	36,760,513
3. 2023 Taxable Value of Newly Taxable Property.....	\$	757,446
4. 2023 Taxable Value less Incremental Taxable Value ³	\$	34,267,998
5. 2023 Taxable Value of Net and Gross Proceeds ⁴ (Class 1 and Class 2).....	\$	-

6. TIF Districts

Tax Increment District Name	Current Taxable Value ²	Base Taxable Value	Incremental Value
WEST END INDUSTRIAL	456,994	128	456,866
LIVINGSTON URBAN REN	3,639,922	1,604,273	2,035,649

Total Incremental Value \$ 2,492,515

Preparer Maureen Ruggles

Date 8/7/2023

¹Market value does not include class 1 and class 2 value

²Taxable value is calculated after abatements have been applied

³This value is the taxable value less total incremental value of all tax increment financing districts

⁴The taxable value of class 1 and class 2 is included in the taxable value totals

For Information Purposes Only

2023 taxable value of centrally assessed property having a market value of \$1 million or more, which has transferred to a different ownership in compliance with 15-10-202(2), MCA.

I. Value Included in "newly taxable" property	\$	-
II. Total value exclusive of "newly taxable" property	\$	-

Note

Special district resolutions must be delivered to the department by the first Thursday after the first Tuesday in September, 09/07/2023, or within 30 calendar days after the date on this form 7-11-1025(8), MCA.

The county clerk and recorder must provide mill levies for each taxing jurisdiction to the department by the second Monday in September, 09/11/2023, or within 30 calendar days after the date on this form 15-10-305(1)(a), MCA.

Determination of Tax Revenue and Mill Levy Limitations
Section 15-10-420, MCA
MOSQUITO
FYE June 30, 2024
Park County

Reference Line		Enter amounts in yellow cells	Auto-Calculation (If completing manually enter amounts as instructed)
(1)	Enter Ad valorem tax revenue <u>ACTUALLY assessed in the prior year</u> (from Prior Year's form Line 17)	\$ 15,654	\$ 15,654
(2)	Add: Current year inflation adjustment @ 2.46%		\$ 385
(3)	Subtract: Ad valorem tax revenue <u>ACTUALLY assessed in the prior year</u> for Class 1 and 2 property, (net and gross proceeds) (from Prior Year's form Line 20)- (enter as negative)		\$ -
(4)	Adjusted ad valorem tax revenue		\$ 16,039
= (1) + (2) + (3)			
	<u>ENTERING TAXABLE VALUES</u>		
(5)	Enter 'Total Taxable Value' - from Department of Revenue <i>Certified Taxable Valuation Information</i> form, line # 2	\$ 34,267,998	\$ 34,267,998
(6)	Subtract: 'Total Incremental Value' of all tax increment financing districts (TIF Districts) - from Department of Revenue <i>Certified Taxable Valuation Information</i> form, line # 6 (enter as negative)	\$ -	\$ -
(7)	Taxable value per mill (after adjustment for removal of TIF per mill incremental district value)		\$ 34,267,998
= (5) + (6)			
(8)	Subtract: 'Total Value of Newly Taxable Property' - from Department of Revenue <i>Certified Taxable Valuation Information</i> form, line # 3 (enter as negative)	\$ (757,446)	\$ (757,446)
(9)	Subtract: 'Taxable Value of Net and Gross Proceeds, (Class 1 & 2 properties)' - from Department of Revenue <i>Certified Taxable Valuation Information</i> form, line # 5 (enter as negative)	\$ -	\$ -
(10)	Adjusted Taxable value per mill		\$ 33,510,552
= (7) + (8) + (9)			
(11)	CURRENT YEAR calculated mill levy		0.48
= (4) / (10)			
(12)	CURRENT YEAR calculated ad valorem tax revenue		\$ 16,449
= (7) x (11)			
	<u>CURRENT YEAR AUTHORIZED LEVY/ASSESSMENT</u>		
(13)	Enter total number of carry forward mills from prior year (from Prior Year's form Line 22)	0.00	0.00
(14)	Total current year authorized mill levy, including Prior Years' carry forward mills		0.48
= (11) + (13)			
(15)	Total current year authorized ad valorem tax revenue assessment		\$ 16,449
= (7) x (14)			
	<u>CURRENT YEAR ACTUALLY LEVIED/ASSESSED</u>		
(16)	Enter number of mills actually levied in current year (Number should equal total <u>non-voted</u> mills, which includes the number of carry forward mills, actually imposed per the final approved current year budget document. <u>Do Not</u> include voted or permissive mills imposed in the current year.)	0.48	0.48
(17)	Total ad valorem tax revenue actually assessed in current year		\$ 16,449
= (7) x (16)			
	<u>RECAPITULATION OF ACTUAL:</u>		
(18)	Ad valorem tax revenue actually assessed		\$ 16,085
= (10) x (16)			
(19)	Ad valorem tax revenue actually assessed for newly taxable property		\$ 364
(20)	Ad valorem tax revenue actually assessed for Class 1 & 2 properties (net-gross proceeds)		\$ -
(21)	Total ad valorem tax revenue actually assessed in current year		\$ 16,449
= (18) + (19) + (20)			
(22)	Total carry forward mills that may be levied in a subsequent year (Number should be equal to or greater than zero. A (negative) number indicates an over levy.)		0.00
= (14) - (16)			



2023 Certified Taxable Valuation Information

(15-10-202, MCA)

Park County

MOSQUITO CONTROL

Certified values are now available online at property.mt.gov/cov

1. 2023 Total Market Value ¹	\$	2,421,564,624
2. 2023 Total Taxable Value ²	\$	36,760,513
3. 2023 Taxable Value of Newly Taxable Property.....	\$	757,446
4. 2023 Taxable Value less Incremental Taxable Value ³	\$	34,267,998
5. 2023 Taxable Value of Net and Gross Proceeds ⁴ (Class 1 and Class 2).....	\$	-

6. TIF Districts

Tax Increment District Name	Current Taxable Value ²	Base Taxable Value	Incremental Value
WEST END INDUSTRIAL	456,994	128	456,866
LIVINGSTON URBAN REN	3,639,922	1,604,273	2,035,649

Total Incremental Value \$ 2,492,515

Preparer Maureen Ruggles

Date 8/7/2023

¹Market value does not include class 1 and class 2 value

²Taxable value is calculated after abatements have been applied

³This value is the taxable value less total incremental value of all tax increment financing districts

⁴The taxable value of class 1 and class 2 is included in the taxable value totals

For Information Purposes Only

2023 taxable value of centrally assessed property having a market value of \$1 million or more, which has transferred to a different ownership in compliance with 15-10-202(2), MCA.

I. Value Included in "newly taxable" property	\$	-
II. Total value exclusive of "newly taxable" property	\$	-

Note

Special district resolutions must be delivered to the department by the first Thursday after the first Tuesday in September, 09/07/2023, or within 30 calendar days after the date on this form 7-11-1025(8), MCA.

The county clerk and recorder must provide mill levies for each taxing jurisdiction to the department by the second Monday in September, 09/11/2023, or within 30 calendar days after the date on this form 15-10-305(1)(a), MCA.

APPENDIX B – FUND LINE ITEM DETAIL



PARK
COUNTY

MONTANA

Park County

Final Budget Revenue & Expenditure Fund Line Item

Fiscal Year: 2023-2024

Print accounts with zero balance
 Round to whole dollars
 Account on new page
 Exclude inactive accounts with zero balance
 Definition: !Final Budget Line Items - FY24

From Date: 8/1/2023

To Date: 8/31/2023

Account	Description	ACTUAL FY21	ACTUAL FY22	AdoptedFY23	YTD FY23	AdoptedFY24
1000.000.000.311010.000	GEN RE TAX REVENUE	(\$1,277,090.09)	(\$1,354,689.88)	(\$1,375,824.00)	(\$1,355,671.41)	(\$1,409,808.00)
1000.000.000.311021.000	GEN MH TAX REVENUE	(\$3,229.93)	(\$3,700.26)	\$0.00	(\$4,064.03)	\$0.00
1000.000.000.311022.000	GEN PERS PROP TAX REVE	(\$8,298.34)	(\$6,933.53)	\$0.00	(\$6,764.87)	\$0.00
1000.000.000.312000.000	GEN PEN/INT DEL TAX REV	(\$2,801.31)	(\$5,023.08)	\$0.00	(\$4,150.77)	\$0.00
1000.000.000.314140.000	GEN LOCAL OPT TAX	(\$961,211.75)	(\$1,004,426.98)	(\$950,000.00)	(\$1,047,747.25)	(\$1,210,000.00)
1000.000.000.314150.000	GEN FUND MARIJUANA EXC	\$0.00	(\$5,950.53)	\$0.00	(\$43,481.11)	\$0.00
1000.000.000.322010.000	GEN SANITARIAN LIC ESTA	\$0.00	\$0.00	\$0.00	(\$11,951.50)	\$0.00
1000.000.000.322020.000	GEN SANITARIAN SEPTIC L	(\$11,030.00)	(\$9,500.00)	(\$12,000.00)	(\$10,350.00)	(\$12,000.00)
1000.000.000.323010.000	GEN SANITARIAN SEPTIC P	(\$30,349.00)	(\$27,800.00)	(\$20,000.00)	(\$25,775.00)	(\$20,000.00)
1000.000.000.331045.000	GEN HAVA ELECTION SECL	(\$11,230.00)	(\$16,582.23)	\$0.00	\$0.00	(\$16,455.00)
1000.000.000.331149.000	GEN HEALTH FED GRNT RE	\$0.00	\$0.00	\$0.00	(\$15,000.00)	(\$30,000.00)
1000.000.000.331179.000	GEN JUVENILE DETENTION	(\$7,190.15)	(\$9,967.64)	(\$7,500.00)	(\$7,847.12)	(\$7,500.00)
1000.000.000.331990.000	GEN COVID-19 FED REVENI	(\$96,062.81)	\$0.00	\$0.00	\$0.00	\$0.00
1000.000.000.333020.000	GEN TAYLOR GRAZING ACT	(\$215.47)	(\$227.02)	\$0.00	(\$133.96)	(\$200.00)
1000.000.000.334110.000	GEN STATE HEALTH GRAN	(\$3,600.00)	(\$2,160.00)	(\$3,600.00)	(\$4,000.00)	\$0.00
1000.000.000.334111.000	GEN STATE MT HEALTHCR	\$0.00	(\$15,000.00)	\$0.00	\$0.00	\$0.00
1000.000.000.335075.000	GEN VIDEO MACH APPORT	(\$8,450.00)	(\$6,950.00)	(\$12,000.00)	(\$5,875.00)	(\$12,000.00)
1000.000.000.335230.000	GEN STATE ENTITLEMENT	(\$311,824.20)	(\$319,135.29)	(\$329,557.08)	(\$329,556.96)	(\$337,770.26)
1000.000.000.339011.000	GEN LIVINGSTON \$ IT	(\$58,262.00)	(\$59,330.50)	(\$58,000.00)	(\$68,198.89)	(\$58,000.00)
1000.000.000.339012.000	GEN LIVINGSTON \$ GIS	(\$66,556.50)	(\$68,332.00)	(\$65,000.00)	(\$78,523.39)	(\$65,000.00)
1000.000.000.339013.000	GEN LIVINGSTON \$ SANITA	(\$34,229.58)	(\$35,767.20)	(\$35,000.00)	(\$45,501.32)	(\$35,000.00)
1000.000.000.339014.000	GEN LIVINGSTON \$ MAINTE	(\$17,013.71)	(\$18,561.42)	(\$18,000.00)	(\$23,801.81)	(\$18,000.00)
1000.000.000.341010.000	GEN FEES CHARGED FOR S	\$0.00	\$0.00	(\$3,000.00)	\$3,919.37	(\$3,000.00)
1000.000.000.341011.000	GEN EXTENSION FEES	(\$7,074.73)	(\$18,366.38)	(\$7,000.00)	(\$1,055.01)	(\$7,000.00)

Park County

Final Budget Revenue & Expenditure Fund Line Item

Fiscal Year: 2023-2024

Print accounts with zero balance Round to whole dollars Account on new page

Exclude inactive accounts with zero balance

From Date: 8/1/2023

To Date: 8/31/2023

Definition: !Final Budget Line Items - FY24

Account	Description	ACTUAL FY21	ACTUAL FY22	AdoptedFY23	YTD FY23	AdoptedFY24
1000.000.000.341012.000	GEN IT-PCRFD#1 & LIBRAR	(\$10,500.00)	(\$10,500.00)	(\$10,500.00)	\$0.00	(\$10,500.00)
1000.000.000.341013.000	GEN RID ADMIN FEES	\$0.00	\$0.00	(\$500.00)	\$0.00	(\$100.00)
1000.000.000.341014.000	GEN VENDING MACHINE RE	(\$94.07)	(\$60.53)	(\$150.00)	(\$53.15)	(\$150.00)
1000.000.000.341015.000	GEN ADMINISTRATIVE FEE	(\$118,608.00)	(\$128,532.70)	(\$134,000.00)	(\$131,632.34)	(\$174,000.00)
1000.000.000.341016.000	GEN GRANT DIR ADMIN FE	\$0.00	\$0.00	\$0.00	(\$1,703.06)	(\$44,820.00)
1000.000.000.341020.000	GEN ATTORNEY MISC FEES	(\$300.00)	(\$684.17)	(\$1,500.00)	(\$3,925.37)	(\$1,500.00)
1000.000.000.341025.000	GEN STATE SHARE CO ATT	(\$72,366.88)	(\$77,467.16)	(\$72,000.00)	(\$77,527.80)	(\$80,680.00)
1000.000.000.341035.000	GEN RESORT TAX ADMIN F	(\$1,954.12)	(\$3,019.80)	(\$1,500.00)	(\$1,469.38)	(\$1,500.00)
1000.000.000.341041.000	GEN CLERK & RECORDER F	(\$212,029.49)	(\$187,837.63)	(\$120,000.00)	(\$102,907.35)	(\$120,000.00)
1000.000.000.341042.000	GEN ELECTION FEES	(\$3,035.03)	(\$12,074.96)	(\$5,000.00)	(\$7,610.74)	(\$3,000.00)
1000.000.000.341050.000	GEN CLERK OF DIST COUR	(\$9,665.89)	(\$873.79)	(\$1,000.00)	(\$11,691.77)	(\$1,000.00)
1000.000.000.341060.000	GEN TREASURER FEE	(\$26,624.99)	(\$21,780.81)	(\$12,000.00)	(\$27,615.25)	(\$12,000.00)
1000.000.000.341081.000	GEN SUPT OF SCHOOLS DC	\$0.00	\$0.00	(\$500.00)	\$0.00	(\$500.00)
1000.000.000.343380.000	GEN EXTENSION MAIL REIM	(\$202.05)	(\$428.53)	(\$800.00)	(\$214.22)	(\$600.00)
1000.000.000.344030.000	GEN SANITARIAN HEALTH I	(\$44,507.25)	(\$50,050.00)	(\$40,000.00)	(\$34,390.09)	(\$45,000.00)
1000.000.000.344036.000	GEN SANITARIAN SUBDIV R	(\$6,472.00)	(\$6,253.85)	(\$500.00)	\$0.00	(\$1,000.00)
1000.000.000.344060.000	GEN HEALTH INSURANCE F	(\$30,792.83)	(\$17,695.92)	(\$20,000.00)	(\$16,355.11)	(\$20,000.00)
1000.000.000.344065.000	GEN HEALTH CONTRACTEE	(\$137,812.08)	(\$65,908.72)	\$0.00	(\$3,230.00)	\$0.00
1000.000.000.344070.000	GEN SANITARIAN CONTRAC	(\$17,976.52)	(\$21,472.57)	(\$20,000.00)	(\$17,976.52)	(\$20,000.00)
1000.000.000.351011.000	GEN JUSTICE COURT FINE	(\$118,264.06)	(\$131,815.75)	(\$115,000.00)	(\$111,821.56)	(\$115,000.00)
1000.000.000.361010.000	GEN LAND RENT/LEASE	(\$2,700.00)	(\$2,290.00)	(\$4,000.00)	(\$2,700.00)	(\$5,000.00)
1000.000.000.361020.000	GEN BLDG RENT/LEASE	(\$23,185.20)	(\$22,658.94)	(\$14,610.00)	(\$23,604.84)	(\$15,000.00)
1000.000.000.362000.000	GEN MISC REVENUE	(\$16,019.57)	(\$30,437.08)	(\$20,000.00)	(\$20,026.93)	(\$20,000.00)
1000.000.000.362001.000	GEN TREASURER ASSIGNM	(\$2,174.15)	(\$493.91)	(\$6,000.00)	(\$2,565.45)	(\$2,500.00)

Park County

Final Budget Revenue & Expenditure Fund Line Item

Fiscal Year: 2023-2024

Print accounts with zero balance Round to whole dollars Account on new page

Exclude inactive accounts with zero balance

From Date: 8/1/2023

To Date: 8/31/2023

Definition: !Final Budget Line Items - FY24

Account	Description	ACTUAL FY21	ACTUAL FY22	AdoptedFY23	YTD FY23	AdoptedFY24
1000.000.000.362005.000	GEN MISC REVENUE - COR	(\$96.24)	(\$2,211.34)	(\$300.00)	(\$3,131.31)	(\$500.00)
1000.000.000.362023.000	GEN MISC REVENUE - HEAL	\$0.00	\$0.00	\$0.00	(\$1,506.84)	\$0.00
1000.000.000.362200.000	GEN MISC REVENUE - IT CC	(\$50.00)	\$0.00	(\$200.00)	\$0.00	(\$200.00)
1000.000.000.362999.000	GEN TREAS - OVER/UNDER	(\$189.61)	\$1,243.09	\$0.00	\$1,475.11	\$0.00
1000.000.000.365000.000	GEN CONTRIBUTIONS & DC	(\$5,650.00)	(\$20,935.00)	(\$500.00)	(\$23,590.00)	(\$500.00)
1000.000.000.365020.000	GEN LOCAL/PRIVATE GRAN	(\$10,056.00)	\$0.00	(\$500.00)	(\$2,090.14)	(\$500.00)
1000.000.000.365023.000	GEN HEALTH DEPT DONATI	(\$1,012.00)	(\$3,500.00)	(\$1,000.00)	(\$500.00)	(\$1,000.00)
1000.000.000.371010.000	GEN INTEREST	(\$6,732.64)	(\$10,877.25)	(\$10,000.00)	(\$56,960.46)	(\$10,000.00)
1000.000.000.382010.000	GEN SALE OF GEN FIXED A	(\$487.50)	\$0.00	\$0.00	\$0.00	\$0.00
1000.000.000.382020.000	GEN INSURANCE PROCEE	(\$8,497.95)	\$0.00	\$0.00	\$0.00	\$0.00
1000.000.000.383000.000	GEN INTER OP TRAN	(\$9,656.03)	(\$1,606.32)	(\$1,000.00)	(\$11,767.97)	\$0.00
1000.000.000.383010.000	GEN TRANS IN FOR CL&RE	\$0.00	\$0.00	\$0.00	\$0.00	(\$66,000.00)
1000.000.000.383011.000	GEN HEALTH INS TRANSFE	(\$350,983.24)	(\$354,712.70)	(\$327,429.17)	(\$323,115.87)	(\$371,280.10)
1000.000.000.383030.000	GEN TRANSF IN FOR PUBLI	(\$102,450.52)	(\$103,171.30)	(\$122,582.79)	(\$114,986.04)	(\$128,045.63)
1000.000.001.410100.111	GEN COMMISSIONERS P/R	\$211,049.60	\$226,032.26	\$261,419.66	\$265,503.17	\$264,670.50
1000.000.001.410100.112	GEN COMMISSIONERS P/R	\$325.00	\$0.00	\$0.00	\$0.00	\$0.00
1000.000.001.410100.130	GEN COMMISSIONERS P/R	\$2,308.42	\$1,277.59	\$0.00	\$0.00	\$0.00
1000.000.001.410100.141	GEN COMMISSIONERS P/R	\$62,119.17	\$64,623.23	\$74,285.77	\$74,655.83	\$78,760.85
1000.000.001.410100.147	GEN COMMISSIONERS P/R	\$1,958.40	\$1,958.40	\$2,798.40	\$1,818.00	\$1,677.60
1000.000.001.410100.210	GEN COMMISSIONERS OFF	\$786.65	\$2,339.64	\$1,000.00	\$187.88	\$1,000.00
1000.000.001.410100.220	GEN COMMISSIONERS OPE	\$1,452.60	\$5,662.24	\$3,000.00	\$1,630.15	\$3,000.00
1000.000.001.410100.223	GEN COMMISSIONERS FOC	\$563.58	\$112.00	\$500.00	\$386.56	\$500.00
1000.000.001.410100.229	GEN COMMISSIONERS EMF	\$1,299.08	\$829.38	\$500.00	\$2,583.93	\$500.00
1000.000.001.410100.231	GEN COMMISSIONERS FUE	\$31.58	\$0.00	\$500.00	\$0.00	\$500.00

Park County

Final Budget Revenue & Expenditure Fund Line Item

Fiscal Year: 2023-2024

Print accounts with zero balance Round to whole dollars Account on new page

Exclude inactive accounts with zero balance

From Date: 8/1/2023

To Date: 8/31/2023

Definition: !Final Budget Line Items - FY24

Account	Description	ACTUAL FY21	ACTUAL FY22	AdoptedFY23	YTD FY23	AdoptedFY24
1000.000.001.410100.250	GEN COMMISSIONERS VEN	\$0.00	(\$8.90)	\$0.00	\$0.00	\$0.00
1000.000.001.410100.312	GEN COMMISSIONERS POS	\$273.96	\$228.66	\$200.00	\$120.87	\$200.00
1000.000.001.410100.331	GEN COMMISSIONERS PUB	\$2,657.18	\$2,853.40	\$2,500.00	\$1,106.00	\$2,500.00
1000.000.001.410100.333	GEN COMMISSIONERS REC	\$100.00	\$175.00	\$1,200.00	\$850.00	\$1,200.00
1000.000.001.410100.336	GEN COMMISSIONERS MEN	\$12,834.11	\$11,757.00	\$12,000.00	\$13,419.11	\$12,000.00
1000.000.001.410100.342	GEN COMMISSIONERS TEL	\$1,185.20	\$1,057.49	\$1,400.00	\$1,082.09	\$1,400.00
1000.000.001.410100.350	GEN COMMISSIONERS PRC	\$32,558.52	\$21,491.93	\$43,000.00	\$39,365.63	\$43,000.00
1000.000.001.410100.356	GEN COMMISSIONERS CON	\$0.00	\$3,653.29	\$5,000.00	\$0.00	\$5,000.00
1000.000.001.410100.370	GEN COMMISSIONERS TRA	\$0.00	\$84.24	\$1,200.00	\$1,561.25	\$1,200.00
1000.000.001.410100.371	GEN COMMISSIONERS MILI	\$1,284.77	\$2,601.67	\$3,000.00	\$4,679.61	\$3,000.00
1000.000.001.410100.380	GEN COMMISSIONERS TRA	\$0.00	\$0.00	\$1,000.00	\$2,380.12	\$1,000.00
1000.000.001.410100.530	GEN COMMISSIONERS EQU	\$0.00	\$0.00	\$550.00	\$0.00	\$550.00
1000.000.001.420160.350	GEN COMMISSIONERS PUB	\$2,500.00	\$0.00	\$0.00	\$0.00	\$0.00
1000.000.001.420590.350	GEN COMMISSIONERS ANII	\$5,148.00	\$3,125.00	\$10,000.00	\$1,200.00	\$10,000.00
1000.000.001.420590.355	GEN COMMISSIONERS ANII	\$13,801.50	\$0.00	\$0.00	\$0.00	\$0.00
1000.000.001.521000.820	GEN COMMISSIONERS TRA	\$10,163.74	\$29,855.76	\$0.00	\$40,975.00	\$0.00
1000.000.002.410341.111	GEN JP CT P/R PERM FTE	\$142,166.36	\$135,454.76	\$160,801.52	\$154,944.64	\$157,826.70
1000.000.002.410341.112	GEN JP CT P/R TEMP FTE	\$2,272.22	\$0.00	\$0.00	\$0.00	\$0.00
1000.000.002.410341.113	GEN JP CT P/R ADMIN LEAV	\$180.00	\$0.00	\$0.00	\$0.00	\$0.00
1000.000.002.410341.121	GEN JP CT P/R OT	\$0.00	\$1,245.50	\$0.00	\$0.00	\$0.00
1000.000.002.410341.130	GEN JP CT P/R SICK/VACAT	\$8,884.45	\$10,885.75	\$0.00	\$1,985.80	\$0.00
1000.000.002.410341.141	GEN JP CT P/R BENEFITS	\$58,177.89	\$53,658.10	\$64,014.22	\$62,133.46	\$67,208.65
1000.000.002.410341.143	GEN JP CT ADMIN LEAVE P	\$31.47	\$0.00	\$0.00	\$0.00	\$0.00
1000.000.002.410341.210	GEN JP CT OFFICE SUPPLIF	\$1,116.32	\$1,958.38	\$2,000.00	\$1,460.14	\$2,000.00

Park County

Final Budget Revenue & Expenditure Fund Line Item

Fiscal Year: 2023-2024

Print accounts with zero balance
 Round to whole dollars
 Account on new page
 Exclude inactive accounts with zero balance
 Definition: !Final Budget Line Items - FY24

From Date: 8/1/2023

To Date: 8/31/2023

Account	Description	ACTUAL FY21	ACTUAL FY22	AdoptedFY23	YTD FY23	AdoptedFY24
1000.000.002.410341.220	GEN JP CT OPERATING SUI	\$56.71	\$0.00	\$0.00	\$0.00	\$0.00
1000.000.002.410341.231	GEN JP CT FUEL, GAS, DIESEL	\$0.00	\$0.00	\$0.00	\$177.00	\$50.00
1000.000.002.410341.312	GEN JP CT POSTAGE, BOX	\$948.13	\$1,367.46	\$1,200.00	\$1,411.26	\$1,200.00
1000.000.002.410341.321	GEN JP CT PRINTING FORM	\$1,606.98	\$1,630.88	\$1,500.00	\$1,817.02	\$1,500.00
1000.000.002.410341.330	GEN JP CT PUBLICITY SUBS	\$514.00	\$941.81	\$600.00	\$0.00	\$600.00
1000.000.002.410341.342	GEN JP CT TELEPHONE	\$0.00	\$1,313.32	\$1,035.84	\$1,535.19	\$1,500.00
1000.000.002.410341.350	GEN JP CT PROFESSIONAL	\$3,696.40	\$5,894.26	\$5,000.00	\$10,628.42	\$5,000.00
1000.000.002.410341.360	GEN JP CT REPAIR & MAINT	\$40.00	\$0.00	\$1,000.00	\$0.00	\$4,000.00
1000.000.002.410341.370	GEN JP CT TRAVEL	\$720.92	\$1,787.16	\$1,800.00	\$2,447.76	\$1,800.00
1000.000.002.410341.380	GEN JP CT TRAINING REGIS	\$500.00	\$1,000.00	\$1,300.00	\$1,670.00	\$1,300.00
1000.000.002.410341.393	GEN JP CT WITNESS FEES	\$0.00	\$989.49	\$300.00	\$0.00	\$300.00
1000.000.002.410341.394	GEN JP CT JURY FEES	\$595.85	\$0.00	\$2,000.00	\$0.00	\$2,000.00
1000.000.002.410341.940	GEN JP CT CAPITAL EQUIP	\$10,156.54	\$0.00	\$3,000.00	\$0.00	\$0.00
1000.000.002.521000.820	GEN JP CT TRANS TO SHEF	\$42,231.39	\$42,770.69	\$40,000.00	\$39,074.96	\$40,000.00
1000.000.003.410910.111	GEN CLERK & RECORDER F	\$113,494.29	\$132,763.86	\$148,163.82	\$150,339.18	\$152,735.70
1000.000.003.410910.121	GEN CLERK & RECORDER F	\$0.00	\$0.00	\$400.00	\$247.84	\$400.00
1000.000.003.410910.130	GEN CLERK & RECORDER F	\$2,429.80	\$0.00	\$0.00	\$0.00	\$0.00
1000.000.003.410910.141	GEN CLERK & RECORDER F	\$49,706.00	\$54,693.28	\$61,867.33	\$61,772.84	\$66,398.14
1000.000.003.410910.210	GEN CLERK & RECORDER F	\$2,364.87	\$1,769.12	\$2,500.00	\$2,674.20	\$2,500.00
1000.000.003.410910.300	GEN CLERK & RECORDER F	\$682.69	\$492.38	\$400.00	\$493.15	\$500.00
1000.000.003.410910.312	GEN CLERK & RECORDER F	\$1,204.26	\$1,098.01	\$1,500.00	\$1,124.92	\$1,500.00
1000.000.003.410910.322	GEN CLERK & RECORDER F	\$14,699.34	\$15,682.93	\$15,700.00	\$16,732.64	\$16,733.00
1000.000.003.410910.330	GEN CLERK & RECORDER F	\$410.29	\$463.17	\$500.00	\$337.50	\$500.00
1000.000.003.410910.350	GEN CLERK & RECORDER F	\$0.00	\$93.92	\$0.00	\$0.00	\$0.00

Park County

Final Budget Revenue & Expenditure Fund Line Item

Fiscal Year: 2023-2024

Print accounts with zero balance Round to whole dollars Account on new page

Exclude inactive accounts with zero balance

From Date: 8/1/2023

To Date: 8/31/2023

Definition: !Final Budget Line Items - FY24

Account	Description	ACTUAL FY21	ACTUAL FY22	AdoptedFY23	YTD FY23	AdoptedFY24
1000.000.003.410910.370	GEN CLERK & RECORDER	\$264.75	\$840.55	\$1,000.00	\$787.03	\$1,000.00
1000.000.004.410531.111	GEN AUDITOR P/R PERM FT	\$59,074.38	\$63,252.86	\$69,272.22	\$69,274.40	\$67,385.10
1000.000.004.410531.141	GEN AUDITOR P/R BENEFIT	\$21,356.05	\$22,077.17	\$23,967.58	\$23,967.25	\$24,880.42
1000.000.004.410531.210	GEN AUDITOR OFFICE SUP	\$136.47	\$179.22	\$250.00	\$345.74	\$250.00
1000.000.004.410531.312	GEN AUDITOR POSTAGE, B	\$0.00	\$0.00	\$10.00	\$0.00	\$10.00
1000.000.004.410531.333	GEN AUDITOR MEMBERSHI	\$0.00	\$0.00	\$150.00	\$0.00	\$0.00
1000.000.004.410531.370	GEN AUDITOR TRAVEL	\$0.00	\$0.00	\$200.00	\$0.00	\$0.00
1000.000.005.410540.111	GEN TREASURER P/R PERM	\$205,498.58	\$223,441.87	\$251,306.06	\$244,171.20	\$248,722.70
1000.000.005.410540.130	GEN TREASURER P/R SICK	\$3,630.28	\$936.41	\$0.00	\$2,175.64	\$0.00
1000.000.005.410540.141	GEN TREASURER P/R BENE	\$89,975.85	\$93,162.80	\$103,719.16	\$99,777.16	\$109,524.22
1000.000.005.410540.210	GEN TREASURER OFFICE S	\$2,012.22	\$1,701.71	\$4,500.00	\$2,044.08	\$4,500.00
1000.000.005.410540.212	GEN TREASURER SMALL E	\$0.00	\$0.00	\$4,000.00	\$0.00	\$4,000.00
1000.000.005.410540.213	GEN TREASURER MOTOR V	\$0.00	\$0.00	\$0.00	\$1,918.50	\$3,000.00
1000.000.005.410540.312	GEN TREASURER POSTAGE	\$12,490.68	\$11,782.52	\$14,500.00	\$14,011.82	\$14,000.00
1000.000.005.410540.320	GEN TREASURER TAX BILL	\$3,832.05	\$2,554.37	\$3,500.00	\$3,783.27	\$4,000.00
1000.000.005.410540.342	GEN TREASURER TELEPHC	\$0.00	\$0.00	\$776.88	\$0.00	\$777.00
1000.000.005.410540.350	GEN TREASURER PROFES	\$11,243.38	\$9,802.11	\$7,000.00	\$11,107.98	\$7,000.00
1000.000.005.410540.355	GEN TREASURER COMPUT	\$16,731.91	\$18,273.62	\$19,000.00	\$16,137.16	\$19,000.00
1000.000.005.410540.370	GEN TREASURER TRAVEL	\$96.00	\$1,354.85	\$3,000.00	\$1,119.01	\$3,000.00
1000.000.010.410660.111	GEN ELECTIONS P/R PERM	\$62,177.04	\$59,627.77	\$77,306.40	\$75,343.75	\$83,619.20
1000.000.010.410660.112	GEN ELECTIONS P/R TEMP	\$229.38	\$802.08	\$8,000.00	\$374.08	\$8,000.00
1000.000.010.410660.121	GEN ELECTIONS P/R OT	\$3,249.80	\$1,660.23	\$3,000.00	\$2,131.62	\$3,000.00
1000.000.010.410660.130	GEN ELECTIONS PAYOUTS	\$0.00	\$1,336.76	\$0.00	\$0.00	\$0.00
1000.000.010.410660.141	GEN ELECTIONS P/R BENEF	\$34,393.24	\$28,604.42	\$38,890.13	\$26,166.12	\$42,436.24

Park County

Final Budget Revenue & Expenditure Fund Line Item

Fiscal Year: 2023-2024

Print accounts with zero balance Round to whole dollars Account on new page

Exclude inactive accounts with zero balance

From Date: 8/1/2023

To Date: 8/31/2023

Definition: !Final Budget Line Items - FY24

Account	Description	ACTUAL FY21	ACTUAL FY22	AdoptedFY23	YTD FY23	AdoptedFY24
1000.000.010.410660.147	GEN ELECTIONS P/R CELL I	\$259.20	\$259.20	\$259.20	\$259.20	\$259.20
1000.000.010.410660.210	GEN ELECTIONS SUPPLIES	\$4,933.37	\$7,892.08	\$5,500.00	\$5,903.80	\$8,000.00
1000.000.010.410660.300	GEN ELECTIONS PURCHAS	\$5,655.21	\$519.99	\$600.00	\$1,212.41	\$1,200.00
1000.000.010.410660.312	GEN ELECTIONS POSTAGE	\$9,455.61	\$13,281.19	\$14,100.00	\$8,321.66	\$24,100.00
1000.000.010.410660.320	GEN ELECTIONS PRINTING	\$9,368.85	\$8,204.96	\$8,000.00	\$7,573.90	\$9,450.00
1000.000.010.410660.321	GEN ELECTIONS ES&S BAL	\$18,378.28	\$37,234.82	\$26,000.00	\$17,096.20	\$35,000.00
1000.000.010.410660.330	GEN ELECTIONS DUES	\$337.50	\$337.50	\$338.00	\$337.50	\$338.00
1000.000.010.410660.331	GEN ELECTIONS PUBLICAT	\$2,171.90	\$3,329.60	\$2,800.00	\$3,329.40	\$3,000.00
1000.000.010.410660.350	GEN ELECTIONS JUDGES	\$9,613.01	\$14,829.55	\$10,000.00	\$11,214.50	\$15,000.00
1000.000.010.410660.360	GEN ELECTIONS ES&S CON	\$0.00	\$7,957.50	\$8,455.00	\$7,957.50	\$7,958.00
1000.000.010.410660.370	GEN ELECTIONS TRAVEL	(\$163.52)	\$1,507.38	\$1,500.00	\$1,023.02	\$1,500.00
1000.000.010.410670.212	GEN ELECTION HAVA SMAL	\$0.00	\$16,622.03	\$0.00	\$455.00	\$16,455.00
1000.000.010.410670.940	GEN ELECTION HAVA MACH	\$11,230.00	\$0.00	\$0.00	\$0.00	\$0.00
1000.000.011.411110.111	GEN CO ATTORNEY P/R PE	\$338,250.64	\$361,384.44	\$426,547.42	\$445,393.74	\$509,848.00
1000.000.011.411110.112	GEN CO ATTORNEY P/R TE	\$6,002.10	\$0.00	\$0.00	\$1,422.00	\$0.00
1000.000.011.411110.113	GEN CO ATTORNEY P/R AD	\$193.84	\$0.00	\$0.00	\$0.00	\$0.00
1000.000.011.411110.121	GEN CO ATTORNEY P/R OT	\$0.00	\$195.00	\$0.00	\$839.87	\$0.00
1000.000.011.411110.130	GEN CO ATTORNEY P/R SIC	\$3,271.63	\$3,859.03	\$0.00	\$4,560.29	\$0.00
1000.000.011.411110.141	GEN CO ATTORNEY P/R BE	\$114,655.38	\$109,703.87	\$133,830.27	\$125,954.30	\$171,456.17
1000.000.011.411110.143	GEN CO ATTORNEY ADMIN	\$55.91	\$0.00	\$0.00	\$0.00	\$0.00
1000.000.011.411110.147	GEN CO ATTORNEY P/R CE	\$1,633.30	\$700.00	\$1,680.00	\$0.00	\$0.00
1000.000.011.411110.210	GEN CO ATTORNEY OFFICE	\$6,192.54	\$5,693.00	\$7,800.00	\$13,940.74	\$7,800.00
1000.000.011.411110.231	GEN CO ATTORNEY GAS,C	\$0.00	\$0.00	\$100.00	\$0.00	\$100.00
1000.000.011.411110.312	GEN CO ATTORNEY POSTA	\$1,519.16	\$1,874.98	\$1,700.00	\$2,026.86	\$1,700.00

Park County

Final Budget Revenue & Expenditure Fund Line Item

Fiscal Year: 2023-2024

Print accounts with zero balance Round to whole dollars Account on new page

Exclude inactive accounts with zero balance

From Date: 8/1/2023

To Date: 8/31/2023

Definition: !Final Budget Line Items - FY24

Account	Description	ACTUAL FY21	ACTUAL FY22	AdoptedFY23	YTD FY23	AdoptedFY24
1000.000.011.411110.340	GEN CO ATTY UTILITY SER	\$0.00	\$3,815.05	\$5,820.00	\$7,134.13	\$6,000.00
1000.000.011.411110.342	GEN CO ATTORNEY TELEPH	\$651.46	\$7,479.81	\$9,166.32	\$7,984.92	\$9,166.32
1000.000.011.411110.350	GEN CO ATTORNEY PROFE	\$9,644.25	\$28,387.39	\$13,000.00	\$24,033.28	\$17,000.00
1000.000.011.411110.360	GEN CO ATTY MAINT. & REI	\$0.00	\$7,378.00	\$6,720.00	\$6,720.00	\$6,720.00
1000.000.011.411110.370	GEN CO ATTORNEY TRAINI	\$1,044.70	\$2,777.08	\$3,000.00	\$4,861.17	\$3,000.00
1000.000.011.411110.530	GEN CO ATTORNEY COPIER	\$2,328.02	\$2,481.69	\$2,700.00	\$2,244.00	\$2,700.00
1000.000.011.411110.531	GEN CO ATTORNEY BUILDI	\$58.00	\$5,082.52	\$35,000.00	\$26,336.22	\$35,000.00
1000.000.011.411110.610	GEN CO ATTORNEY PRINC	\$0.00	\$18,798.04	\$0.00	\$0.00	\$0.00
1000.000.011.411110.620	GEN CO ATTORNEY INTERF	\$0.00	\$2,501.96	\$0.00	\$0.00	\$0.00
1000.000.011.521000.820	GEN CO ATTY TRANS TO O	\$0.00	\$0.00	\$12,075.07	\$0.00	\$19,345.00
1000.000.012.411230.111	GEN BLDG MAINT P/R PERM	\$34,528.84	\$37,873.92	\$46,219.01	\$46,999.96	\$52,488.80
1000.000.012.411230.121	GEN BLDG MAINT P/R OT	\$84.76	\$622.08	\$350.00	\$1,687.57	\$350.00
1000.000.012.411230.141	GEN BLDG MAINT P/R BENE	\$15,924.85	\$16,852.87	\$19,104.23	\$19,397.45	\$21,203.83
1000.000.012.411230.210	GEN BLDG MAINT OFFICE S	\$32.00	\$330.23	\$300.00	\$0.00	\$300.00
1000.000.012.411230.220	GEN BLDG MAINT OPERATI	\$9,716.76	\$21,567.46	\$15,000.00	\$23,549.37	\$15,000.00
1000.000.012.411230.231	GEN BLDG MAINT FUEL	\$822.00	\$3,347.35	\$2,000.00	\$2,235.75	\$2,000.00
1000.000.012.411230.234	GEN BLDG MAINTENANCE F	\$0.00	\$0.00	\$1,000.00	\$0.00	\$1,000.00
1000.000.012.411230.337	GEN BLDG MAINT LICENSIN	\$108.00	\$108.00	\$0.00	\$108.00	\$108.00
1000.000.012.411230.340	GEN BLDG MAINT UTILITY S	\$60,204.91	\$62,307.45	\$60,000.00	\$69,407.69	\$62,000.00
1000.000.012.411230.342	GEN BLDG MAINT TELEPHC	\$699.97	\$621.94	\$700.00	\$654.17	\$700.00
1000.000.012.411230.350	GEN BLDG MAINT CLEANIN	\$38,891.40	\$38,891.39	\$45,000.00	\$38,891.37	\$40,000.00
1000.000.012.411230.360	GEN BLDG MAINT REPAIR &	\$28,619.83	\$28,188.71	\$46,449.00	\$41,949.24	\$40,000.00
1000.000.012.411230.380	GEN BLDG MAINT TRAININC	\$0.00	\$0.00	\$1,000.00	\$0.00	\$0.00
1000.000.012.411240.920	GEN BLDG MAINT IMPROVE	\$0.00	\$0.00	\$9,450.00	\$0.00	\$31,500.00

Park County

Final Budget Revenue & Expenditure Fund Line Item

Fiscal Year: 2023-2024

Print accounts with zero balance Round to whole dollars Account on new page

Exclude inactive accounts with zero balance

From Date: 8/1/2023

To Date: 8/31/2023

Definition: !Final Budget Line Items - FY24

Account	Description	ACTUAL FY21	ACTUAL FY22	AdoptedFY23	YTD FY23	AdoptedFY24
1000.000.012.521000.820	GEN BLDG MAINT TRANSFE	\$13,232.50	\$15,300.00	\$0.00	\$0.00	\$0.00
1000.000.013.411500.220	GEN ESTATE ADMIN OPER/	\$0.00	\$0.00	\$250.00	\$0.00	\$250.00
1000.000.014.411600.111	GEN SCHOOL SUPT P/R PE	\$27,864.69	\$29,686.43	\$32,696.11	\$33,164.73	\$32,552.55
1000.000.014.411600.141	GEN SCHOOL SUPT P/R BE	\$4,773.33	\$5,070.20	\$5,659.60	\$7,179.21	\$5,595.78
1000.000.014.411600.147	GEN SCHOOL SUPT P/R CE	\$559.20	\$559.20	\$559.20	\$559.20	\$559.20
1000.000.014.411600.210	GEN SCHOOL SUPT OFFICE	\$372.55	(\$547.62)	\$500.00	\$389.94	\$500.00
1000.000.014.411600.228	GEN SCHOOL SUPT EDUCA	\$0.00	\$0.00	\$100.00	\$70.94	\$100.00
1000.000.014.411600.229	GEN SCHOOL SUPT SPELLI	\$0.00	\$0.00	\$700.00	\$630.92	\$700.00
1000.000.014.411600.231	GEN SCHOOL SUPT FUEL,C	\$0.00	\$0.00	\$300.00	\$78.77	\$300.00
1000.000.014.411600.312	GEN SCHOOL SUPT POSTA	\$290.51	\$228.79	\$200.00	\$156.88	\$200.00
1000.000.014.411600.330	GEN SCHOOL SUPT PUBLIC	\$0.00	\$0.00	\$100.00	\$0.00	\$100.00
1000.000.014.411600.333	GEN SCHOOL SUPT MEMBE	\$450.00	\$575.00	\$900.00	\$450.00	\$600.00
1000.000.014.411600.350	GEN SCHOOL SUPT PROF S	\$234.80	\$395.00	\$500.00	\$509.00	\$500.00
1000.000.014.411600.370	GEN SCHOOL SUPT TRAVE	\$0.00	\$314.04	\$1,200.00	\$1,752.79	\$1,500.00
1000.000.014.411600.380	GEN SCHOOL SUPT TRAINI	\$0.00	\$229.00	\$300.00	\$535.00	\$300.00
1000.000.016.411800.111	GEN COPIER/MAIL P/R PER	\$7,131.89	\$4,931.72	\$9,072.00	\$9,338.99	\$9,152.00
1000.000.016.411800.141	GEN COPIER/MAIL P/R BEN	\$3,193.64	\$2,059.12	\$3,971.66	\$3,871.04	\$4,239.33
1000.000.016.411800.210	GEN COPIER/MAIL OFFICE	\$253.70	\$1,029.81	\$1,000.00	\$719.52	\$1,000.00
1000.000.016.411800.220	GEN COPIER/MAIL COPY P/	\$3,578.70	\$3,342.80	\$3,000.00	\$3,106.60	\$3,000.00
1000.000.016.411800.312	GEN COPIER/MAIL POSTAG	(\$5,068.55)	\$4,754.23	\$500.00	(\$5,770.11)	\$500.00
1000.000.016.411800.360	GEN COPIER/MAIL MAINT. &	\$422.59	\$0.00	\$3,000.00	\$516.41	\$3,000.00
1000.000.016.411800.533	GEN COPIER/MAIL MACHINI	\$1,110.09	\$3,871.17	\$2,500.00	\$2,880.27	\$2,500.00
1000.000.019.420114.121	GEN SW JUV DET - TRANSF	\$284.87	\$330.25	\$245.00	\$373.17	\$245.00
1000.000.019.420114.141	GEN SW JUV DET - TRANSF	\$70.18	\$78.17	\$60.00	\$115.98	\$60.00

Park County

Final Budget Revenue & Expenditure Fund Line Item

Fiscal Year: 2023-2024

Print accounts with zero balance
 Round to whole dollars
 Account on new page
 Exclude inactive accounts with zero balance
 Definition: !Final Budget Line Items - FY24

From Date: 8/1/2023

To Date: 8/31/2023

Account	Description	ACTUAL FY21	ACTUAL FY22	AdoptedFY23	YTD FY23	AdoptedFY24
1000.000.019.420114.350	GEN SW JUV DET - NON-RE	\$1,032.85	\$493.88	\$1,000.00	\$602.38	\$1,000.00
1000.000.019.420114.351	GEN SW JUV DET - ELECTF	\$0.00	\$0.00	\$700.00	\$0.00	\$700.00
1000.000.019.420114.359	GEN SW JUV DET - DETEN	\$37,661.15	\$46,849.17	\$30,000.00	\$31,295.00	\$30,000.00
1000.000.019.420114.370	GEN SW JUV DET - TRANSF	\$460.84	\$0.00	\$100.00	\$0.00	\$100.00
1000.000.021.420800.111	GEN CORONER P/R PERM F	\$71,300.49	\$77,446.86	\$80,925.28	\$96,843.13	\$78,668.46
1000.000.021.420800.121	GEN CORONER P/R OT	\$0.00	\$168.19	\$0.00	\$399.74	\$0.00
1000.000.021.420800.141	GEN CORONER P/R BENEF	\$17,393.45	\$18,232.53	\$21,060.46	\$22,413.11	\$21,123.56
1000.000.021.420800.147	GEN CORONER P/R CELL P	\$259.20	\$259.20	\$259.20	\$259.20	\$259.20
1000.000.021.420800.210	GEN CORONER OFFICE SU	\$316.50	\$606.93	\$5,750.00	\$900.19	\$750.00
1000.000.021.420800.220	GEN CORONER OPERATING	\$4,444.14	\$4,001.31	\$3,000.00	\$7,442.90	\$3,000.00
1000.000.021.420800.312	GEN CORONER POSTAGE, F	\$69.55	\$172.67	\$200.00	\$377.12	\$200.00
1000.000.021.420800.336	GEN CORONER MEMBERSH	\$250.00	\$275.00	\$250.00	\$0.00	\$250.00
1000.000.021.420800.342	GEN CORONER TELEPHON	\$297.75	\$285.66	\$350.00	\$225.62	\$350.00
1000.000.021.420800.350	GEN CORONER PROFESSIC	\$18,198.66	\$40,561.17	\$22,000.00	\$51,171.90	\$22,000.00
1000.000.021.420800.359	GEN CORONER INDIGENT E	\$1,970.00	\$1,970.00	\$9,000.00	\$0.00	\$9,000.00
1000.000.021.420800.370	GEN CORONER TRAVEL	\$3,001.66	\$4,451.92	\$3,750.00	\$3,203.22	\$3,750.00
1000.000.021.420800.380	GEN CORONER TRAINING	\$109.00	\$103.00	\$1,000.00	\$306.00	\$1,000.00
1000.000.021.420800.394	GEN CORONER JURY FEES	\$0.00	\$236.96	\$100.00	\$0.00	\$100.00
1000.000.022.440120.111	GEN SANITARIAN P/R PERM	\$148,312.51	\$149,324.54	\$192,357.96	\$191,481.37	\$209,249.25
1000.000.022.440120.112	GEN SANITARIAN P/R TEMP	\$507.50	\$0.00	\$0.00	\$0.00	\$0.00
1000.000.022.440120.113	GEN SANITARIAN P/R ADMI	\$315.70	\$0.00	\$0.00	\$0.00	\$0.00
1000.000.022.440120.121	GEN SANITARIAN P/R OT	\$265.02	\$1,821.22	\$0.00	\$198.38	\$0.00
1000.000.022.440120.130	GEN SANITARIAN P/R SICK/	\$2,391.07	\$0.00	\$0.00	\$1,285.74	\$0.00
1000.000.022.440120.141	GEN SANITARIAN P/R BENE	\$58,975.52	\$52,179.76	\$67,056.66	\$65,867.43	\$76,530.29

Park County

Final Budget Revenue & Expenditure Fund Line Item

Fiscal Year: 2023-2024

Print accounts with zero balance
 Round to whole dollars
 Account on new page
 Exclude inactive accounts with zero balance
 Definition: !Final Budget Line Items - FY24

From Date: 8/1/2023

To Date: 8/31/2023

Account	Description	ACTUAL FY21	ACTUAL FY22	AdoptedFY23	YTD FY23	AdoptedFY24
1000.000.022.440120.143	GEN SANITARIAN ADMIN LE	\$141.07	\$0.00	\$0.00	\$0.00	\$0.00
1000.000.022.440120.147	GEN SANITARIAN CELL PHC	\$105.00	\$0.00	\$0.00	\$0.00	\$0.00
1000.000.022.440120.210	GEN SANITARIAN OFFICE S	\$1,895.51	\$2,788.89	\$2,500.00	\$2,624.22	\$2,500.00
1000.000.022.440120.222	GEN SANITARIAN CHEMICA	\$6.80	\$41.32	\$200.00	\$0.00	\$150.00
1000.000.022.440120.231	GEN SANITARIAN FUEL, GA	\$1,709.05	\$2,437.60	\$2,500.00	\$3,134.98	\$2,750.00
1000.000.022.440120.312	GEN SANITARIAN POSTAGE	\$918.24	\$980.69	\$1,000.00	\$867.44	\$1,000.00
1000.000.022.440120.331	GEN SANITARIAN FORMAL	\$0.00	\$0.00	\$100.00	\$270.00	\$100.00
1000.000.022.440120.333	GEN SANITARIAN MEMBER	\$885.00	\$1,388.00	\$1,000.00	\$423.48	\$1,000.00
1000.000.022.440120.342	GEN SANITARIAN TELEPHC	\$1,185.74	\$657.44	\$1,500.00	\$1,012.18	\$1,500.00
1000.000.022.440120.350	GEN SANITARIAN PROFESS	\$2,237.00	\$21,227.00	\$21,900.00	\$21,048.00	\$12,000.00
1000.000.022.440120.360	GEN SANITARIAN REPAIR &	\$268.86	\$62.95	\$500.00	\$23.00	\$500.00
1000.000.022.440120.370	GEN SANITARIAN TRAVEL	\$172.05	\$744.52	\$2,000.00	\$1,826.87	\$2,000.00
1000.000.022.440120.373	GEN SANITARIAN MEALS &	\$0.00	\$0.00	\$0.00	\$108.50	\$0.00
1000.000.023.440110.111	GEN PUBLIC HEALTH P/R P	\$50,497.27	\$33,056.47	\$69,642.28	\$69,418.38	\$50,845.39
1000.000.023.440110.112	GEN PUBLIC HEALTH P/R TI	\$23,790.16	\$33,299.96	\$15,915.69	\$16,583.29	\$15,782.00
1000.000.023.440110.130	GEN PUBLIC HEALTH SICK/	\$3,044.63	\$2,440.14	\$0.00	\$0.00	\$0.00
1000.000.023.440110.141	GEN PUBLIC HEALTH P/R B	\$17,844.67	\$5,814.11	\$24,098.06	\$25,128.95	\$18,398.91
1000.000.023.440110.147	GEN PUBLIC HEALTH P/R C	\$284.90	\$140.00	\$1,680.00	\$1,102.41	\$840.00
1000.000.023.440110.210	GEN PUBLIC HEALTH OFFIC	\$7,664.71	\$6,947.01	\$6,500.00	\$7,537.20	\$6,500.00
1000.000.023.440110.215	GEN PUBLIC HEALTH DIAPE	\$2,905.31	\$1,483.22	\$2,000.00	\$2,984.81	\$2,000.00
1000.000.023.440110.222	GEN PUBLIC HEALTH CHEM	\$26,076.78	\$31,803.94	\$30,000.00	\$15,748.15	\$30,000.00
1000.000.023.440110.231	GEN PUBLIC HEALTH FUEL	\$2,040.84	\$3,131.40	\$1,200.00	\$2,279.72	\$2,200.00
1000.000.023.440110.234	GEN PUBLIC HEALTH MAIN	\$39.98	\$0.00	\$0.00	\$0.00	\$0.00
1000.000.023.440110.312	GEN PUBLIC HEALTH POST	\$170.03	\$155.49	\$350.00	\$122.28	\$350.00

Park County

Final Budget Revenue & Expenditure Fund Line Item

Fiscal Year: 2023-2024

Print accounts with zero balance
 Round to whole dollars
 Account on new page
 Exclude inactive accounts with zero balance
 Definition: !Final Budget Line Items - FY24

From Date: 8/1/2023

To Date: 8/31/2023

Account	Description	ACTUAL FY21	ACTUAL FY22	AdoptedFY23	YTD FY23	AdoptedFY24
1000.000.023.440110.342	GEN PUBLIC HEALTH TELEI	\$337.85	\$420.49	\$720.00	\$698.38	\$720.00
1000.000.023.440110.350	GEN PUBLIC HEALTH PROF	\$2,756.72	\$2,535.46	\$2,500.00	\$3,062.90	\$2,500.00
1000.000.023.440110.351	GEN PUBLIC HEALTH STRA	\$0.00	\$14,669.56	\$0.00	\$156.36	\$0.00
1000.000.023.440110.352	GEN PUBLIC HEALTH PATH	\$0.00	\$0.00	\$0.00	\$495.60	\$6,900.00
1000.000.023.440110.355	GEN PUBLIC HEALTH MEDI	\$0.00	\$0.00	\$0.00	\$0.00	\$3,000.00
1000.000.023.440110.370	GEN PUBLIC HEALTH TRAV	\$850.41	\$520.02	\$2,800.00	\$1,580.21	\$0.00
1000.000.023.440110.380	GEN PUBLIC HEALTH TRAI	\$1,277.67	\$2,423.40	\$4,500.00	\$1,098.19	\$7,500.00
1000.000.026.440430.121	GEN MENTAL TREATMENT	\$3,133.55	\$2,312.53	\$1,000.00	\$4,071.21	\$1,000.00
1000.000.026.440430.141	GEN MENTAL TREATMENT	\$754.80	\$554.32	\$247.65	\$1,449.12	\$234.05
1000.000.026.440430.350	GEN MENTAL TREATMENT	\$10,850.08	\$22,423.64	\$20,000.00	\$27,544.90	\$20,000.00
1000.000.026.440430.373	GEN MENTAL TREATMENT	\$138.69	\$91.00	\$0.00	\$112.50	\$0.00
1000.000.027.450200.395	GEN VETERANS BURIAL SE	\$16,370.00	\$15,100.00	\$15,000.00	\$10,100.00	\$15,000.00
1000.000.028.450400.111	GEN EXTENSION P/R PERM	\$25,546.00	\$41,092.80	\$45,496.08	\$30,164.40	\$45,240.00
1000.000.028.450400.112	GEN EXTENSION P/R TEMP	\$8,885.52	\$2,961.22	\$700.00	\$9,141.42	\$700.00
1000.000.028.450400.113	GEN EXTENSION P/R ADMIN	\$280.00	\$0.00	\$0.00	\$0.00	\$0.00
1000.000.028.450400.121	GEN EXTENSION P/R OT	\$748.13	\$225.68	\$200.00	\$3,636.00	\$200.00
1000.000.028.450400.130	GEN EXTENSION P/R SICK/	\$0.00	\$0.00	\$0.00	\$1,224.86	\$0.00
1000.000.028.450400.141	GEN EXTENSION P/R BENE	\$12,075.71	\$18,642.07	\$19,973.47	\$13,470.99	\$21,197.25
1000.000.028.450400.143	GEN EXTENSION ADMIN LE	\$139.73	\$0.00	\$0.00	\$0.00	\$0.00
1000.000.028.450400.210	GEN EXTENSION OFFICE &	\$4,605.25	\$5,306.81	\$2,100.00	\$2,664.83	\$3,100.00
1000.000.028.450400.214	GEN EXTENSION COMPUTE	\$3,593.55	\$4,720.13	\$3,000.00	\$2,175.76	\$3,000.00
1000.000.028.450400.220	GEN EXTENSION OPERATI	\$256.44	\$0.00	\$0.00	\$40.00	\$0.00
1000.000.028.450400.221	GEN EXTENSION AG & HOR	\$371.20	\$0.00	\$1,300.00	\$400.00	\$1,000.00
1000.000.028.450400.231	GEN EXTENSION FUEL, GA	\$437.07	\$685.68	\$750.00	\$916.44	\$750.00

Park County

Final Budget Revenue & Expenditure Fund Line Item

Fiscal Year: 2023-2024

Print accounts with zero balance
 Round to whole dollars
 Account on new page
 Exclude inactive accounts with zero balance
 Definition: !Final Budget Line Items - FY24

From Date: 8/1/2023

To Date: 8/31/2023

Account	Description	ACTUAL FY21	ACTUAL FY22	AdoptedFY23	YTD FY23	AdoptedFY24
1000.000.028.450400.250	GEN EXTENSION SUPPLIES	\$2,919.67	\$407.54	\$3,500.00	\$2,169.40	\$3,000.00
1000.000.028.450400.259	GEN EXTENSION CWMA EX	\$0.00	\$67.60	\$0.00	\$0.00	\$0.00
1000.000.028.450400.312	GEN EXTENSION POSTAGE	\$495.81	\$443.20	\$800.00	\$435.91	\$800.00
1000.000.028.450400.330	GEN EXTENSION PUBLICIT	\$1,408.89	\$1,046.75	\$1,350.00	\$1,036.45	\$1,350.00
1000.000.028.450400.340	GEN EXTENSION UTILITY S	\$2,893.78	\$3,004.82	\$2,800.00	\$3,472.12	\$3,500.00
1000.000.028.450400.342	GEN EXTENSION TELEPHO	\$3,784.44	\$3,647.28	\$4,000.00	\$4,147.57	\$4,200.00
1000.000.028.450400.350	GEN EXTENSION EXT AGEN	\$68,972.87	\$74,649.74	\$75,000.00	\$61,780.71	\$75,000.00
1000.000.028.450400.351	GEN EXTENSION ED AGEN	\$0.00	\$4,000.00	\$0.00	\$0.00	\$0.00
1000.000.028.450400.359	GEN EXTENSION OTHER PF	\$6,980.89	\$5,924.18	\$5,500.00	\$7,281.55	\$6,000.00
1000.000.028.450400.360	GEN EXTENSION REPAIR &	\$510.00	\$132.87	\$750.00	\$0.00	\$500.00
1000.000.028.450400.370	GEN EXTENSION TRAVEL	\$151.80	(\$8,923.88)	\$4,000.00	\$2,083.76	\$4,000.00
1000.000.028.450400.530	GEN EXTENSION RENT EXF	\$11,520.00	\$11,919.30	\$13,376.00	\$14,266.28	\$19,200.00
1000.000.028.450400.610	GEN EXTENSION PRINCIPA	\$0.00	\$10,841.17	\$0.00	\$0.00	\$0.00
1000.000.028.450400.620	GEN EXTENSION INTEREST	\$0.00	\$678.83	\$0.00	\$0.00	\$0.00
1000.000.028.470310.351	GEN EXTENSION ED AGEN	\$51,000.00	\$17,000.00	\$31,500.00	\$31,500.00	\$31,500.00
1000.000.030.430100.111	GEN PUBLIC WORKS ADMIN	\$73,533.30	\$85,754.14	\$93,509.64	\$102,496.00	\$104,312.00
1000.000.030.430100.141	GEN PUBLIC WORKS ADMIN	\$22,495.27	\$26,197.60	\$28,584.42	\$30,095.41	\$31,593.80
1000.000.030.430100.147	GEN PUBLIC WORKS ADMIN	\$840.00	\$840.00	\$840.00	\$840.00	\$840.00
1000.000.030.430100.220	GEN PUBLIC WORKS ADMIN	\$580.63	\$620.29	\$350.00	\$1,119.34	\$350.00
1000.000.030.430100.230	GEN PUBLIC WORKS ADMIN	\$361.18	\$294.99	\$800.00	\$1,288.98	\$800.00
1000.000.030.430100.312	GEN PUBLIC WORKS ADMIN	\$19.05	\$199.12	\$200.00	\$10.84	\$200.00
1000.000.030.430100.331	GEN PUBLIC WORKS ADMIN	\$403.03	\$94.84	\$200.00	\$0.00	\$200.00
1000.000.030.430100.333	GEN PUBLIC WORKS ADMIN	\$0.00	\$0.00	\$500.00	\$119.99	\$500.00
1000.000.030.430100.342	GEN PUBLIC WORKS ADMIN	\$0.00	\$0.00	\$100.00	\$0.00	\$100.00

Park County

Final Budget Revenue & Expenditure Fund Line Item

Fiscal Year: 2023-2024

Print accounts with zero balance
 Round to whole dollars
 Account on new page
 Exclude inactive accounts with zero balance
 Definition: !Final Budget Line Items - FY24

From Date: 8/1/2023

To Date: 8/31/2023

Account	Description	ACTUAL FY21	ACTUAL FY22	AdoptedFY23	YTD FY23	AdoptedFY24
1000.000.030.430100.350	GEN PUBLIC WORKS ADMIN	\$3,719.88	\$1,575.00	\$8,000.00	\$2,194.75	\$8,000.00
1000.000.030.430100.370	GEN PUBLIC WORKS ADMIN	\$0.00	\$887.75	\$1,400.00	\$1,412.69	\$1,400.00
1000.000.030.430100.380	GEN PUBLIC WORKS ADMIN	\$280.99	\$1,138.47	\$1,400.00	\$354.00	\$1,400.00
1000.000.046.411230.225	GEN PARKS - MAINTENANC	\$11.00	\$81.74	\$250.00	\$0.00	\$250.00
1000.000.046.411230.340	GEN PARKS - UTILITIES	\$12,826.57	\$12,514.97	\$10,000.00	\$13,334.31	\$12,000.00
1000.000.046.411230.350	GEN PARKS - PROF SERVIC	\$9,310.72	\$7,707.86	\$10,000.00	\$9,475.00	\$12,000.00
1000.000.058.460460.200	GEN HISTORICAL RESEARC	\$0.00	\$39.96	\$400.00	\$128.30	\$400.00
1000.000.058.460460.350	GEN HISTORICAL RESEARC	\$451.18	\$0.00	\$100.00	\$0.00	\$100.00
1000.000.083.410550.111	GEN ACCOUNTING P/R PER	\$126,295.07	\$138,202.42	\$167,763.96	\$174,206.29	\$170,976.00
1000.000.083.410550.121	GEN ACCOUNTING P/R OT	\$0.00	\$85.36	\$0.00	\$0.00	\$0.00
1000.000.083.410550.130	GEN ACCOUNTING P/R SICI	\$5,496.85	\$8,431.63	\$0.00	\$0.00	\$0.00
1000.000.083.410550.141	GEN ACCOUNTING P/R BEN	\$48,706.55	\$50,840.35	\$62,993.78	\$62,587.04	\$66,976.33
1000.000.083.410550.210	GEN ACCOUNTING OFFICE	\$1,962.30	\$2,550.85	\$1,700.00	\$1,249.72	\$1,700.00
1000.000.083.410550.220	GEN ACCOUNTING OFFICE	\$0.00	\$2,587.97	\$1,000.00	\$1,321.25	\$1,000.00
1000.000.083.410550.312	GEN ACCOUNTING POSTAC	\$1,058.43	\$1,339.99	\$1,200.00	\$1,345.24	\$1,200.00
1000.000.083.410550.330	GEN ACCOUNTING PUBLICI	\$285.88	\$149.70	\$450.00	\$39.00	\$450.00
1000.000.083.410550.333	GEN ACCOUNTING MEMBE	\$365.00	\$695.00	\$500.00	\$440.00	\$500.00
1000.000.083.410550.350	GEN ACCOUNTING PROFES	\$48,175.95	\$70,957.48	\$55,000.00	\$27,605.26	\$55,000.00
1000.000.083.410550.353	GEN ACCOUNTING ACCTNC	\$0.00	\$0.00	\$0.00	\$50,953.28	\$30,000.00
1000.000.083.410550.370	GEN ACCOUNTING TRAVEL	\$0.00	\$13.09	\$500.00	\$1,655.66	\$500.00
1000.000.083.410550.380	GEN ACCOUNTING TRAININ	\$1,127.59	\$7,155.00	\$1,500.00	\$615.00	\$500.00
1000.000.083.410550.530	GEN ACCOUNTING COPIER	\$0.00	\$0.00	\$3,000.00	\$716.00	\$3,000.00
1000.000.085.411840.111	GEN GRANTS ADMIN P/R PI	\$52,916.66	\$62,408.67	\$64,689.03	\$85,910.58	\$76,767.60
1000.000.085.411840.113	GEN GRANTS ADMIN LEAVE	\$431.40	\$0.00	\$0.00	\$0.00	\$0.00

Park County

Final Budget Revenue & Expenditure Fund Line Item

Fiscal Year: 2023-2024

Print accounts with zero balance
 Round to whole dollars
 Account on new page
 Exclude inactive accounts with zero balance
 Definition: !Final Budget Line Items - FY24

From Date: 8/1/2023

To Date: 8/31/2023

Account	Description	ACTUAL FY21	ACTUAL FY22	AdoptedFY23	YTD FY23	AdoptedFY24
1000.000.085.411840.121	GRANTS ADMIN	\$0.00	\$71.31	\$0.00	\$519.66	\$0.00
1000.000.085.411840.141	GEN GRANTS ADMIN P/R B	\$16,898.13	\$19,351.34	\$20,471.53	\$25,117.20	\$23,437.66
1000.000.085.411840.143	GEN GRANTS ADMIN ADMIN	\$144.20	\$0.00	\$0.00	\$0.00	\$0.00
1000.000.085.411840.147	GEN GRANTS ADMIN CELL	\$0.00	\$1,306.00	\$840.00	\$840.00	\$840.00
1000.000.085.411840.210	GEN GRANTS ADMIN OFFIC	\$801.32	\$513.47	\$750.00	\$1,763.15	\$750.00
1000.000.085.411840.312	GEN GRANTS ADMIN POST.	\$4.01	\$0.00	\$50.00	\$0.00	\$50.00
1000.000.085.411840.330	GEN GRANTS ADMIN MEMB	\$579.00	\$220.00	\$450.00	\$356.00	\$350.00
1000.000.085.411840.350	GEN GRANTS ADMIN PROF	\$0.00	\$0.00	\$0.00	\$195.00	\$0.00
1000.000.085.411840.370	GEN GRANTS ADMIN TRAVI	\$0.00	\$38.75	\$200.00	\$111.81	\$100.00
1000.000.096.410810.111	GEN HR P/R PERM FTE	\$13,420.95	\$33,148.43	\$35,927.38	\$63,100.06	\$73,964.80
1000.000.096.410810.112	GEN HR P/R TEMP FTE	\$15,584.40	\$0.00	\$0.00	\$0.00	\$0.00
1000.000.096.410810.113	GEN HR P/R ADMIN LEAVE	\$1,134.00	\$0.00	\$0.00	\$0.00	\$0.00
1000.000.096.410810.121	PERSONNEL SERVICES AD	\$0.00	\$169.73	\$0.00	\$0.00	\$0.00
1000.000.096.410810.130	GEN HR P/R SICK/VAC PAY	\$0.00	\$0.00	\$0.00	\$1,380.93	\$0.00
1000.000.096.410810.141	GEN HR P/R BENEFITS	\$14,344.08	\$15,433.30	\$14,624.54	\$22,911.07	\$26,269.94
1000.000.096.410810.143	GEN HR ADMIN LEAVE P/R I	\$522.45	\$0.00	\$0.00	\$0.00	\$0.00
1000.000.096.410810.210	GEN HR OFFICE SUPPLIES	\$620.85	\$223.99	\$1,000.00	\$255.93	\$1,000.00
1000.000.096.410810.220	GEN HR OPERATING SUPPLI	\$150.00	\$0.00	\$750.00	\$11.97	\$0.00
1000.000.096.410810.312	GEN HR POSTAGE	\$50.01	\$65.10	\$120.00	\$43.46	\$50.00
1000.000.096.410810.333	GEN HR MEMBERSHIPS & F	\$412.00	\$0.00	\$300.00	\$0.00	\$300.00
1000.000.096.410810.350	GEN HR PROFESSIONAL SE	\$2,816.47	\$29,228.00	\$20,000.00	\$10,704.46	\$3,000.00
1000.000.096.410810.356	GEN HR CONSULTANT SVC	\$25,852.50	\$0.00	\$0.00	\$0.00	\$0.00
1000.000.096.410810.370	GEN HR TRAVEL	\$0.00	\$291.20	\$400.00	\$1,467.40	\$300.00
1000.000.096.410810.380	GEN HR TRAINING	\$0.00	\$0.00	\$500.00	\$2,395.00	\$1,500.00

Park County

Final Budget Revenue & Expenditure Fund Line Item

Fiscal Year: 2023-2024

Print accounts with zero balance
 Round to whole dollars
 Account on new page
 Exclude inactive accounts with zero balance
 Definition: !Final Budget Line Items - FY24

From Date: 8/1/2023

To Date: 8/31/2023

Account	Description	ACTUAL FY21	ACTUAL FY22	AdoptedFY23	YTD FY23	AdoptedFY24
1000.000.097.410580.111	GEN IT P/R PERM FTE	\$103,239.85	\$109,278.27	\$119,909.16	\$120,001.21	\$116,251.20
1000.000.097.410580.112	GEN IT P/R COVID FMLA	\$490.50	\$0.00	\$0.00	\$0.00	\$0.00
1000.000.097.410580.141	GEN IT P/R BENEFITS	\$34,962.27	\$36,030.11	\$39,261.68	\$39,148.13	\$40,336.33
1000.000.097.410580.147	GEN IT P/R CELL PHONE	\$1,260.00	\$1,260.00	\$1,260.00	\$1,260.00	\$1,260.00
1000.000.097.410580.210	GEN IT OFFICE SUPPLIES &	\$324.09	\$380.78	\$1,000.00	\$0.00	\$0.00
1000.000.097.410580.212	GEN IT SMALL EQUIPMENT	\$8,389.63	\$14,514.15	\$15,000.00	\$6,442.52	\$10,000.00
1000.000.097.410580.220	GEN IT OPERATING SUPPLI	\$1,718.37	\$1,072.75	\$0.00	\$5,716.22	\$5,000.00
1000.000.097.410580.300	GEN IT SERVICES	\$0.00	\$28.75	\$0.00	\$0.00	\$0.00
1000.000.097.410580.312	GEN IT POSTAGE	\$0.00	\$137.92	\$0.00	\$0.00	\$0.00
1000.000.097.410580.333	GEN IT SOFTWARE LICENS	\$29,344.80	\$45,596.90	\$61,790.00	\$34,744.53	\$67,472.00
1000.000.097.410580.340	GEN IT UTILITIES-INTERNE	\$10,427.95	\$36,721.06	\$30,000.00	\$38,968.49	\$40,000.00
1000.000.097.410580.342	GEN IT TELEPHONE	\$0.00	\$0.00	\$600.00	\$0.00	\$0.00
1000.000.097.410580.350	GEN IT PROFESSIONAL SEI	\$6,298.75	\$28,229.24	\$23,500.00	\$25,340.45	\$20,000.00
1000.000.097.410580.380	GEN IT TRAINING	\$0.00	\$660.00	\$0.00	\$0.00	\$0.00
1000.000.097.410580.940	GEN IT CAPITAL EQUIP	\$73,300.66	\$4,812.44	\$9,250.00	\$0.00	\$20,000.00
1000.000.097.410581.350	GEN IT - COL - PROFESSIOI	\$0.00	\$6,196.42	\$0.00	\$0.00	\$0.00
1000.000.097.420480.940	GEN IT CAP EQUIPMT- PS C	\$0.00	\$0.00	\$0.00	\$1,889.63	\$0.00
1000.000.142.411040.111	GEN GIS P/R PERM FTE	\$95,128.09	\$101,885.31	\$113,354.64	\$113,346.04	\$111,321.60
1000.000.142.411040.112	GEN GIS P/R COVID FMLA	\$490.50	\$0.00	\$0.00	\$0.00	\$0.00
1000.000.142.411040.141	GEN GIS P/R BENEFITS	\$33,731.15	\$34,430.10	\$38,097.64	\$37,939.11	\$39,472.14
1000.000.142.411040.147	GEN GIS P/R CELL PHONE	\$1,260.00	\$1,338.78	\$1,260.00	\$1,260.00	\$1,260.00
1000.000.142.411040.210	GEN GIS OFFICE SUPPLIES	\$879.97	\$374.99	\$1,500.00	\$1,109.24	\$1,000.00
1000.000.142.411040.212	GEN GIS SMALL EQUIPMEN	\$975.63	\$478.45	\$1,000.00	\$135.68	\$0.00
1000.000.142.411040.220	GEN GIS OPERATING SUPP	\$1,405.15	\$275.00	\$0.00	\$3,610.04	\$5,000.00

Park County

Final Budget Revenue & Expenditure Fund Line Item

Fiscal Year: 2023-2024

Print accounts with zero balance Round to whole dollars Account on new page

Exclude inactive accounts with zero balance

From Date: 8/1/2023

To Date: 8/31/2023

Definition: !Final Budget Line Items - FY24

Account	Description	ACTUAL FY21	ACTUAL FY22	AdoptedFY23	YTD FY23	AdoptedFY24
1000.000.142.411040.231	GEN GIS FUEL, GAS, DIESE	\$17.81	\$198.61	\$400.00	\$0.00	\$0.00
1000.000.142.411040.242	GEN GIS SIGN PARTS & SUP	\$274.74	\$3,241.30	\$500.00	\$854.52	\$600.00
1000.000.142.411040.312	GEN GIS POSTAGE	\$601.91	\$270.94	\$200.00	\$290.73	\$200.00
1000.000.142.411040.333	GEN GIS ESRI LICENSING	\$9,100.00	\$9,100.00	\$10,000.00	\$9,570.00	\$16,000.00
1000.000.142.411040.355	GEN GIS DATA PROCESSIN	\$2,176.00	\$2,327.00	\$0.00	\$2,148.00	\$0.00
1000.000.142.411040.370	GEN GIS TRAVEL	\$0.00	\$184.68	\$3,500.00	\$295.00	\$2,500.00
1000.000.145.420540.111	GEN CD ENF P/R PERM FTE	\$0.00	\$3,250.00	\$70,875.00	\$72,388.63	\$73,528.00
1000.000.145.420540.141	GEN CD ENF P/R BENEFITS	\$0.00	\$582.02	\$26,556.31	\$24,879.26	\$26,193.66
1000.000.145.420540.147	GEN CD ENF P/R CELL PHO	\$0.00	\$70.00	\$840.00	\$840.00	\$840.00
1000.000.145.420540.210	GEN CD ENF OFFICE SUPP	\$0.00	\$1,284.98	\$2,750.00	\$1,840.50	\$1,500.00
1000.000.145.420540.231	GEN CD ENF FUEL, GAS, DI	\$0.00	\$0.00	\$2,500.00	\$529.68	\$500.00
1000.000.145.420540.312	GEN CD ENF POSTAGE	\$0.00	\$0.00	\$1,000.00	\$71.75	\$150.00
1000.000.145.420540.336	GEN CD ENF MEMBERSHIP	\$0.00	\$0.00	\$500.00	\$0.00	\$100.00
1000.000.145.420540.350	GEN CD ENF PRO SVCS	\$0.00	\$676.17	\$100.00	\$0.00	\$1,220.00
1000.000.145.420540.370	GEN CD ENF TRAVEL	\$0.00	\$0.00	\$500.00	\$0.00	\$0.00
1000.000.145.420540.380	GEN CD ENF TRAINING	\$0.00	\$0.00	\$1,000.00	\$0.00	\$0.00
FUND: GENERAL - 1000		(\$435,807.49)	(\$94,574.07)	\$743,636.54	\$520,270.38	\$546,078.63

Park County

Final Budget Revenue & Expenditure Fund Line Item

Fiscal Year: 2023-2024

Print accounts with zero balance Round to whole dollars Account on new page

Exclude inactive accounts with zero balance

From Date: 8/1/2023

To Date: 8/31/2023

Definition: !Final Budget Line Items - FY24

Account	Description	ACTUAL FY21	ACTUAL FY22	AdoptedFY23	YTD FY23	AdoptedFY24
2100.000.000.315100.000	COOKE CITY RESORT TAX-	(\$160,767.46)	(\$229,623.00)	(\$190,000.00)	(\$130,081.10)	(\$190,000.00)
2100.000.000.315110.000	COOKE CITY RESORT TAX-	(\$19,540.96)	(\$30,197.94)	(\$25,000.00)	(\$15,328.10)	(\$25,000.00)
2100.000.000.315120.000	COOKE CITY RESORT TAX-	(\$3,672.92)	(\$34,560.65)	\$0.00	(\$51,157.13)	\$0.00
2100.000.000.371010.000	COOKE CITY RESORT TAX I	(\$163.79)	(\$104.41)	(\$500.00)	(\$6,581.77)	(\$500.00)
2100.000.061.460500.730	COOKE CITY RESORT TAX-	\$124,696.29	\$124,551.44	\$190,500.00	\$117,552.34	\$190,500.00
2100.000.061.460500.740	COOKE CITY RESORT TAX-	\$16,005.60	\$27,006.39	\$25,000.00	\$15,487.37	\$25,000.00
FUND: COOKE CITY RESORT TAX - 2100		(\$43,443.24)	(\$142,928.17)	\$0.00	(\$70,108.39)	\$0.00

Park County

Final Budget Revenue & Expenditure Fund Line Item

Fiscal Year: 2023-2024

Print accounts with zero balance Round to whole dollars Account on new page

Exclude inactive accounts with zero balance

From Date: 8/1/2023

To Date: 8/31/2023

Definition: !Final Budget Line Items - FY24

Account	Description	ACTUAL FY21	ACTUAL FY22	AdoptedFY23	YTD FY23	AdoptedFY24
2110.000.000.311010.000	ROAD RE TAX REVENUE	(\$525,424.14)	(\$547,726.77)	(\$584,909.00)	(\$573,634.82)	(\$615,932.00)
2110.000.000.311021.000	ROAD MH TAX REVENUE	(\$1,569.87)	(\$1,769.04)	\$0.00	(\$2,015.49)	\$0.00
2110.000.000.311022.000	ROAD PERS PROP TAX REV	(\$3,105.21)	(\$1,514.91)	\$0.00	(\$2,368.61)	\$0.00
2110.000.000.312000.000	ROAD PEN/INT DEL TAX RE	(\$1,215.49)	(\$2,339.93)	(\$1,000.00)	(\$1,324.80)	(\$1,000.00)
2110.000.000.323040.000	ROAD APPROACH PERMITS	(\$12,053.16)	(\$7,427.88)	(\$12,500.00)	(\$3,500.00)	(\$12,500.00)
2110.000.000.333010.000	ROAD FOREST RESERVE A	(\$239,799.51)	(\$294,886.34)	(\$245,000.00)	(\$278,946.77)	(\$245,000.00)
2110.000.000.335040.000	ROAD GAS APPORTIONMEI	(\$108,928.67)	(\$108,546.35)	(\$108,324.00)	(\$328,341.79)	(\$259,000.00)
2110.000.000.335230.000	ROAD STATE ENTITLEMEN	(\$200,571.16)	(\$203,919.92)	(\$209,684.96)	(\$209,684.96)	(\$217,261.90)
2110.000.000.343010.000	ROAD -ROAD IMPROVEMEN	\$0.00	(\$25,528.70)	\$0.00	\$0.00	\$0.00
2110.000.000.343045.000	ROAD SALE OF SCRAP	(\$214.90)	(\$305.25)	\$0.00	(\$3,542.20)	\$0.00
2110.000.000.362000.000	ROAD MISC REVENUE	(\$367.95)	(\$9,722.84)	(\$71,000.00)	(\$22,777.39)	(\$50,000.00)
2110.000.000.381070.000	ROAD PROC NOTES/LNS/IN	\$0.00	\$0.00	\$0.00	\$0.00	(\$1,089,783.44)
2110.000.000.382010.000	ROAD SALE OF FIXED ASSE	\$0.00	(\$164,500.00)	\$0.00	(\$71,644.00)	\$0.00
2110.000.000.383000.000	ROAD INTER OP TRAN	(\$400,000.00)	(\$400,000.00)	(\$550,000.00)	(\$587,302.75)	(\$750,000.00)
2110.000.000.383011.000	ROAD HEALTH INS TRANSF	(\$60,085.68)	(\$60,085.68)	(\$65,305.68)	(\$65,305.68)	(\$74,875.68)
2110.000.029.430240.111	ROAD P/R PERM FTE	\$358,981.61	\$352,134.69	\$423,608.46	\$411,616.42	\$511,638.40
2110.000.029.430240.112	ROAD P/R TEMP FTE	\$17,745.35	\$9,376.00	\$31,752.00	\$8,890.00	\$34,480.00
2110.000.029.430240.113	ROAD ADMIN LEAVE	\$957.60	\$0.00	\$0.00	\$0.00	\$0.00
2110.000.029.430240.121	ROAD P/R OT	\$14,429.93	\$30,739.69	\$25,000.00	\$62,212.43	\$30,000.00
2110.000.029.430240.130	ROAD P/R SICK / VAC PAYC	\$18,336.47	\$12,388.49	\$0.00	\$6,540.25	\$0.00
2110.000.029.430240.141	ROAD P/R BENEFITS	\$171,706.92	\$158,002.33	\$205,565.69	\$184,374.13	\$255,085.87
2110.000.029.430240.143	ROAD ADMIN LEAVE P/R BE	\$457.86	\$0.00	\$0.00	\$0.00	\$0.00
2110.000.029.430240.147	ROAD P/R CELL PHONE	\$1,443.75	\$1,430.65	\$1,470.00	\$1,470.00	\$1,470.00
2110.000.029.430240.210	ROAD OFFICE SUPPLIES	\$1,326.61	\$2,999.66	\$2,000.00	\$2,980.12	\$2,000.00

Park County

Final Budget Revenue & Expenditure Fund Line Item

Fiscal Year: 2023-2024

Print accounts with zero balance Round to whole dollars Account on new page

Exclude inactive accounts with zero balance

From Date: 8/1/2023

To Date: 8/31/2023

Definition: !Final Budget Line Items - FY24

Account	Description	ACTUAL FY21	ACTUAL FY22	AdoptedFY23	YTD FY23	AdoptedFY24
2110.000.029.430240.220	ROAD OPERATING SUPPLIE	\$82,729.28	\$183,485.13	\$120,000.00	\$320,914.38	\$100,000.00
2110.000.029.430240.222	ROAD MAG CHLORIDE	\$0.00	\$11,528.70	\$0.00	\$0.00	\$0.00
2110.000.029.430240.223	ROAD WINTER ROAD MAIN	\$0.00	\$111.15	\$0.00	\$0.00	\$10,000.00
2110.000.029.430240.226	ROAD CLOTHING & UNIFOR	\$0.00	\$0.00	\$1,500.00	\$1,482.33	\$1,500.00
2110.000.029.430240.230	ROAD SUPPLIES - FLOOD	\$0.00	\$0.00	\$0.00	\$649.65	\$0.00
2110.000.029.430240.231	ROAD FUEL, GAS, DIESEL	\$65,942.78	\$157,524.03	\$125,000.00	\$123,852.78	\$125,000.00
2110.000.029.430240.232	ROAD MOTOR VEHICLE OIL	\$11,744.73	\$15,096.37	\$15,000.00	\$13,706.60	\$15,000.00
2110.000.029.430240.233	ROAD MACHINERY & EQUIP	\$2,756.13	\$669.17	\$0.00	\$0.00	\$0.00
2110.000.029.430240.234	ROAD TIRES & TIRE REPAIF	\$25,149.68	\$28,167.10	\$20,000.00	\$15,138.54	\$20,000.00
2110.000.029.430240.242	ROAD SIGN PARTS & SUPP	\$7,320.69	\$7,149.02	\$7,500.00	\$3,951.92	\$7,500.00
2110.000.029.430240.312	ROAD POSTAGE	\$0.00	\$18.50	\$0.00	\$0.00	\$0.00
2110.000.029.430240.330	ROAD PUBLICITY, SUBSRCI	\$0.00	\$1,035.38	\$1,100.00	\$93.74	\$0.00
2110.000.029.430240.340	ROAD UTILITY SERVICES	\$19,445.00	\$16,436.39	\$16,000.00	\$20,490.04	\$22,000.00
2110.000.029.430240.342	ROAD TELEPHONE	\$4,450.43	\$3,801.04	\$3,500.00	\$4,523.08	\$2,300.00
2110.000.029.430240.350	ROAD PROFESSIONAL SER	\$42,269.08	\$48,533.81	\$25,000.00	\$60,090.12	\$50,000.00
2110.000.029.430240.360	ROAD OUTSIDE MAINT. & R	\$93,634.13	\$54,024.76	\$30,000.00	\$47,894.76	\$50,000.00
2110.000.029.430240.364	ROAD MAG CHLORIDE/REC	\$86,490.20	\$99,411.14	\$40,000.00	\$23,290.52	\$47,000.00
2110.000.029.430240.370	ROAD TRAVEL	\$0.00	\$1,871.33	\$3,000.00	\$7,067.18	\$3,000.00
2110.000.029.430240.380	ROAD & SAFETY TRAINING	\$2,475.66	\$1,596.84	\$2,000.00	\$8,377.80	\$2,000.00
2110.000.029.430240.400	ROAD MATERIALS	\$177,973.80	\$79,129.18	\$50,000.00	\$156,088.22	\$50,000.00
2110.000.029.430240.470	ROAD PATCH MATERIALS C	\$27,346.90	\$7,614.30	\$10,000.00	\$2,407.00	\$15,000.00
2110.000.029.430240.475	ROAD CHIP SEAL, ASPHALT	\$2,071.05	\$5,120.40	\$250,000.00	\$384,241.90	\$30,000.00
2110.000.029.430240.533	ROAD MACHINERY & EQUIP	\$19,362.19	\$77,316.05	\$124,000.00	\$161,333.44	\$121,000.00
2110.000.029.430240.940	ROAD MACHINERY & EQUIP	\$0.00	\$24,011.00	\$0.00	\$0.00	\$0.00

Park County

Final Budget Revenue & Expenditure Fund Line Item

Fiscal Year: 2023-2024

Print accounts with zero balance Round to whole dollars Account on new page

Exclude inactive accounts with zero balance

From Date: 8/1/2023

To Date: 8/31/2023

Definition: !Final Budget Line Items - FY24

Account	Description	ACTUAL FY21	ACTUAL FY22	AdoptedFY23	YTD FY23	AdoptedFY24
2110.000.029.490500.610	ROAD DEBT PRINCIPAL	\$49,756.07	\$75,713.85	\$147,491.19	\$77,491.19	\$189,460.64
2110.000.029.490500.620	ROAD DEBT INTEREST	\$7,309.44	\$6,971.12	\$10,344.18	\$5,344.18	\$61,922.83
2110.000.029.521000.820	ROAD TRANSFER OUT	\$52,906.00	\$755,100.82	\$62,000.00	\$1,024,823.36	\$1,711,168.82
2110.001.000.331112.000	ROAD FEMA PROJ 679956 F	\$0.00	\$0.00	\$0.00	\$0.00	(\$4,100,000.00)
2110.001.000.331114.000	ROAD DES PROJ 679959 RE	\$0.00	(\$79,899.38)	\$0.00	(\$30,243.68)	\$0.00
2110.001.000.331118.000	ROAD FEMA PROJ 687243 F	\$0.00	\$0.00	\$0.00	(\$62,174.04)	\$0.00
2110.001.000.334200.000	ROAD MCEP STATE GRANT	\$0.00	\$0.00	\$0.00	(\$486,406.45)	\$0.00
2110.001.000.334955.000	ROAD '22 FLD STATE-OLD C	\$0.00	(\$35,666.77)	\$0.00	(\$12,373.49)	\$0.00
2110.001.000.343118.000	ROAD FEMA '22 MISC REV €	\$0.00	\$0.00	\$0.00	(\$1,818.70)	\$0.00
2110.001.000.343955.000	ROAD '22 FLD -OLD CL PK F	\$0.00	(\$35,666.77)	\$0.00	(\$12,373.48)	\$0.00
2110.001.000.362959.000	ROAD FEMA '22 MISC REV €	\$0.00	\$0.00	\$0.00	(\$3,685.00)	\$0.00
2110.001.000.383000.000	ROAD TRANSF IN - FEMA '2	\$0.00	(\$11,526.82)	\$0.00	(\$9,682.31)	\$0.00
2110.001.029.430240.353	DNU-ROAD FEMA GDR 2022	\$0.00	(\$863.73)	\$0.00	\$0.00	\$0.00
2110.001.029.430952.351	ROAD FEMA FL '22 MONUM	\$0.00	\$0.00	\$0.00	\$1,012.00	\$0.00
2110.001.029.430952.352	ROAD FEMA FL '22 BANNOC	\$0.00	\$0.00	\$0.00	\$7,699.51	\$0.00
2110.001.029.430952.353	ROAD FEMA FL '22 DAISY P.	\$0.00	\$0.00	\$0.00	\$2,035.00	\$0.00
2110.001.029.430955.351	ROAD FEMA FL '22 CORWIN	\$0.00	\$0.00	\$0.00	\$26,961.79	\$0.00
2110.001.029.430955.353	ROAD FEMA FL '22 MOL HEI	\$0.00	\$0.00	\$0.00	\$928.00	\$0.00
2110.001.029.430955.356	ROAD FL '22 OLD CLYDE PA	\$0.00	\$0.00	\$0.00	\$410.30	\$0.00
2110.001.029.430955.357	ROAD FEMA FL '22 SPRINGI	\$0.00	\$0.00	\$0.00	\$2,649.75	\$0.00
2110.001.029.430956.900	ROAD FEMA FL '22 CARBLL	\$0.00	\$0.00	\$0.00	\$133,471.85	\$4,100,000.00
2110.001.029.430958.351	ROAD FEMA FL '22 BALL FIE	\$0.00	\$0.00	\$0.00	\$1,905.00	\$0.00
2110.001.029.430959.351	ROAD FEMA FL '22 CINNAB/	\$0.00	\$29,550.17	\$0.00	\$15,856.00	\$0.00
2110.001.029.430959.353	ROAD FEMA FL '22 STEVEN	\$0.00	\$998.73	\$0.00	\$1,500.00	\$0.00

Park County

Final Budget Revenue & Expenditure Fund Line Item

Fiscal Year: 2023-2024

Print accounts with zero balance Round to whole dollars Account on new page

Exclude inactive accounts with zero balance

From Date: 8/1/2023

To Date: 8/31/2023

Definition: !Final Budget Line Items - FY24

Account	Description	ACTUAL FY21	ACTUAL FY22	AdoptedFY23	YTD FY23	AdoptedFY24
2110.001.029.430959.354	ROAD FEMA FL '22 9TH ST I	\$0.00	\$863.73	\$0.00	\$0.00	\$0.00
2110.001.029.430960.351	ROAD FEMA FL '22 LWR BO	\$0.00	\$0.00	\$0.00	\$6,493.07	\$0.00
2110.001.029.430960.900	ROAD FEMA FL '22 UPPER E	\$0.00	\$0.00	\$0.00	\$4,253.75	\$0.00
2110.001.029.430962.351	ROAD FEMA FL '22 MON AV	\$0.00	\$0.00	\$0.00	\$2,645.46	\$0.00
2110.001.029.430962.900	ROAD FEMA FL '22 MON AV	\$0.00	\$0.00	\$0.00	\$289,075.75	\$0.00
2110.001.029.430963.351	ROAD FEMA FL '22 BANNOC	\$0.00	\$0.00	\$0.00	\$2,645.47	\$0.00
2110.001.029.430963.900	ROAD FEMA FL '22 BANNOC	\$0.00	\$0.00	\$0.00	\$298,576.65	\$0.00
2110.001.029.430964.351	ROAD FEMA FL '22 CARBEL	\$0.00	\$0.00	\$0.00	\$48,636.63	\$0.00
2110.001.029.430965.351	ROAD FEMA FL '22 BANNOC	\$0.00	\$0.00	\$0.00	\$2,645.47	\$0.00
2110.001.029.430965.900	ROAD FEMA FL '22 BANNOC	\$0.00	\$0.00	\$0.00	\$288,909.37	\$0.00
2110.001.029.430966.351	ROAD FEMA FL '22 MAIN BC	\$0.00	\$0.00	\$0.00	\$1,103.90	\$0.00
2110.001.029.430967.351	ROAD FEMA FL '22 OLD YEL	\$0.00	\$0.00	\$0.00	\$76,895.20	\$0.00
2110.001.029.430968.351	ROAD FEMA FL '22 SCOUR I	\$0.00	\$0.00	\$0.00	\$48.00	\$0.00
FUND: ROAD - 2110		(\$186,816.40)	\$268,023.64	(\$94,892.12)	\$1,588,547.59	\$153,173.54

Park County

Final Budget Revenue & Expenditure Fund Line Item

Fiscal Year: 2023-2024

Print accounts with zero balance Round to whole dollars Account on new page

Exclude inactive accounts with zero balance

From Date: 8/1/2023

To Date: 8/31/2023

Definition: !Final Budget Line Items - FY24

Account	Description	ACTUAL FY21	ACTUAL FY22	AdoptedFY23	YTD FY23	AdoptedFY24
2130.000.000.311010.000	BRIDGE RE TAX REVENUE	(\$258,102.68)	(\$255,719.77)	(\$327,418.00)	(\$320,374.25)	(\$316,244.00)
2130.000.000.311021.000	BRIDGE MH TAX REVENUE	(\$660.69)	(\$711.84)	\$0.00	(\$901.71)	\$0.00
2130.000.000.311022.000	BRIDGE PERS PROP TAX R	(\$1,604.09)	(\$1,308.17)	\$0.00	(\$1,494.10)	\$0.00
2130.000.000.312000.000	BRIDGE PEN/INT DEL TAX F	(\$569.48)	(\$1,006.58)	\$0.00	(\$873.69)	\$0.00
2130.000.000.335230.000	BRIDGE STATE ENTITLEME	(\$16,252.28)	(\$16,633.48)	(\$17,176.66)	(\$17,176.68)	(\$17,604.73)
2130.000.000.382020.000	BRIDGE INSURANCE PROC	(\$5,062.50)	\$0.00	\$0.00	\$0.00	\$0.00
2130.000.000.383000.000	BRIDGE INTER OP TRANSF	(\$38,533.04)	(\$38,538.40)	(\$38,594.95)	(\$38,594.95)	(\$58,632.01)
2130.000.000.383011.000	BRIDGE HEALTH INS TRANS	(\$22,791.12)	(\$22,791.12)	(\$24,771.12)	(\$24,771.12)	(\$18,073.44)
2130.000.031.430243.111	BRIDGE P/R PERM FTE	\$122,245.04	\$77,883.59	\$153,704.58	\$105,117.36	\$107,931.20
2130.000.031.430243.113	BRIDGE ADMIN LEAVE	\$3,243.68	\$0.00	\$0.00	\$0.00	\$0.00
2130.000.031.430243.121	BRIDGE P/R OT	\$5,686.16	\$10,540.74	\$7,500.00	\$24,646.23	\$10,000.00
2130.000.031.430243.130	BRIDGE P/R SICK / VAC PAY	\$3,754.23	\$5,078.41	\$0.00	\$0.00	\$0.00
2130.000.031.430243.141	BRIDGE P/R BENEFITS	\$58,455.82	\$34,596.33	\$69,099.25	\$48,005.67	\$47,393.39
2130.000.031.430243.143	BRIDGE ADMIN LEAVE P/R I	\$1,444.55	\$0.00	\$0.00	\$0.00	\$0.00
2130.000.031.430243.147	BRIDGE P/R CELL PHONES	\$201.25	\$196.85	\$210.00	\$210.00	\$210.00
2130.000.031.430243.231	BRIDGE FUEL GAS, DIESEL	\$31,206.06	\$0.00	\$23,000.00	\$78,055.30	\$43,000.00
2130.000.031.430243.342	BRIDGE TELEPHONE	\$171.83	\$233.62	\$200.00	\$546.62	\$0.00
2130.000.031.430243.350	BRIDGE PROFESSIONAL SE	\$20,828.19	\$25,654.02	\$10,000.00	\$42,033.34	\$20,000.00
2130.000.031.430243.400	BRIDGE MATERIALS BUDGE	\$17,109.94	\$11,059.83	\$14,000.00	\$6,266.23	\$8,000.00
2130.000.031.430243.533	BRIDGE MACHINERY & EQU	\$0.00	\$3,204.41	\$0.00	\$0.00	\$0.00
2130.000.031.490500.610	BRIDGE DEBT PRINCIPAL	\$29,299.94	\$30,296.77	\$31,326.37	\$31,326.37	\$32,390.97
2130.000.031.490500.620	BRIDGE DEBT INTEREST	\$9,233.10	\$8,241.63	\$7,268.58	\$7,268.58	\$25,147.67
2130.000.031.521000.820	BRIDGE TRANSFERS OUT	\$71,319.58	\$64,480.75	\$129,000.00	\$101,832.53	\$130,128.38
FUND: BRIDGE - 2130		\$30,623.49	(\$65,242.41)	\$37,348.05	\$41,121.73	\$13,647.43

Park County

Final Budget Revenue & Expenditure Fund Line Item

Fiscal Year: 2023-2024

Print accounts with zero balance Round to whole dollars Account on new page

Exclude inactive accounts with zero balance

From Date: 8/1/2023

To Date: 8/31/2023

Definition: !Final Budget Line Items - FY24

Account	Description	ACTUAL FY21	ACTUAL FY22	AdoptedFY23	YTD FY23	AdoptedFY24
2140.000.000.311010.000	WEED RE TAX REVENUE	(\$85,982.32)	(\$102,060.59)	(\$50,115.00)	(\$50,576.38)	(\$146,664.00)
2140.000.000.311021.000	WEED MH TAX REVENUE	(\$214.95)	(\$261.70)	\$0.00	(\$192.61)	\$0.00
2140.000.000.311022.000	WEED PP TAX REVENUE	(\$530.47)	(\$476.79)	\$0.00	(\$258.71)	\$0.00
2140.000.000.312000.000	WEED PEN/INT DEL TAX RE	(\$184.21)	(\$342.41)	\$0.00	(\$247.55)	\$0.00
2140.000.000.334025.000	WEED MDT CONTRIBUTION	\$0.00	(\$1,785.72)	\$0.00	(\$1,851.85)	\$0.00
2140.000.000.335230.000	WEED STATE ENTITLEMEN	(\$7,357.92)	(\$7,530.47)	(\$7,776.40)	(\$7,776.40)	(\$7,970.20)
2140.000.000.343018.000	WEED BOOK & MATERIAL S	(\$3,962.50)	\$0.00	\$0.00	\$0.00	\$0.00
2140.000.000.343360.000	WEED CHARGES FOR SVCS	(\$19,311.72)	(\$17,755.00)	(\$21,000.00)	(\$14,660.00)	(\$21,000.00)
2140.000.000.343361.000	WEED CHEMICAL SALES (R	(\$28,200.00)	(\$13,137.00)	(\$32,000.00)	(\$29,277.60)	(\$30,000.00)
2140.000.000.343365.000	WEED SUBDIVISION FEES	(\$375.00)	(\$150.00)	(\$1,000.00)	\$0.00	(\$1,000.00)
2140.000.000.343367.000	WEED SPRAYER RENTAL C	(\$60.00)	\$0.00	(\$200.00)	\$0.00	(\$200.00)
2140.000.000.343369.000	WEED NWSFF PROGRAM F	(\$1,182.50)	(\$1,425.00)	(\$2,300.00)	(\$2,425.00)	(\$2,300.00)
2140.000.000.383011.000	WEED HEALTH INS TRANSF	(\$5,801.40)	(\$5,801.38)	(\$6,305.38)	(\$6,305.40)	(\$7,229.38)
2140.000.032.431100.111	WEED P/R PERM FTE	\$21,515.24	\$31,007.20	\$34,292.16	\$40,200.70	\$43,985.76
2140.000.032.431100.112	WEED P/R TEMP FTE	\$19,910.75	\$28,164.08	\$38,000.00	\$35,026.32	\$44,000.00
2140.000.032.431100.121	WEED P/R OT	\$0.00	\$0.00	\$0.00	\$285.77	\$0.00
2140.000.032.431100.141	WEED P/R BENEFITS	\$12,985.37	\$20,709.20	\$21,558.88	\$24,157.86	\$23,688.74
2140.000.032.431100.215	WEED NWSFF PROGRAM S	\$0.00	\$660.00	\$1,200.00	\$880.00	\$1,200.00
2140.000.032.431100.220	WEED OPERATING SUPPLI	\$1,023.88	\$771.54	\$2,500.00	\$1,018.44	\$3,000.00
2140.000.032.431100.222	WEED OPERATING CHEMIC	\$13,313.00	\$16,055.47	\$17,000.00	\$16,671.00	\$19,000.00
2140.000.032.431100.230	WEED MAINT & REPAIR SU	\$1,434.56	\$697.74	\$3,000.00	\$2,482.97	\$3,000.00
2140.000.032.431100.231	WEED FUEL, GAS,DIESL	\$2,371.34	\$4,501.36	\$10,000.00	\$4,563.61	\$10,000.00
2140.000.032.431100.250	WEED CHEMICALS FOR RE	\$34,715.63	\$17,962.50	\$32,000.00	\$19,745.00	\$30,000.00
2140.000.032.431100.312	WEED POSTAGE, BOX REN	\$26.69	\$151.45	\$150.00	\$139.56	\$200.00

Park County

Final Budget Revenue & Expenditure Fund Line Item

Fiscal Year: 2023-2024

Print accounts with zero balance Round to whole dollars Account on new page

Exclude inactive accounts with zero balance

From Date: 8/1/2023

To Date: 8/31/2023

Definition: !Final Budget Line Items - FY24

Account	Description	ACTUAL FY21	ACTUAL FY22	AdoptedFY23	YTD FY23	AdoptedFY24
2140.000.032.431100.336	WEED MEMBERSHIPS & RE	\$970.45	\$745.00	\$1,000.00	\$1,085.00	\$1,000.00
2140.000.032.431100.340	WEED UTILITY SERVICES	\$1,465.58	\$1,397.16	\$1,400.00	\$1,958.11	\$1,400.00
2140.000.032.431100.342	WEED TELEPHONE	\$1,141.09	\$1,131.94	\$1,200.00	\$1,113.76	\$1,200.00
2140.000.032.431100.350	WEED PROFESSIONAL SVC	\$0.00	\$13.50	\$1,000.00	\$168.00	\$1,000.00
2140.000.032.431100.355	WEED NWSFF PROGRAM F	\$0.00	\$900.00	\$1,000.00	\$1,012.50	\$1,000.00
2140.000.032.431100.357	WEED BOARD MEMBERS	\$284.20	\$503.61	\$700.00	\$786.17	\$800.00
2140.000.032.431100.360	WEED MAINT. & REPAIR SV	\$125.60	\$2,259.42	\$3,000.00	\$173.79	\$3,000.00
2140.000.032.431100.370	WEED TRAVEL	\$0.00	\$667.16	\$800.00	\$627.58	\$800.00
2140.000.032.431100.530	WEED RENT	\$1,440.00	\$0.00	\$1,440.00	\$1,600.00	\$2,400.00
2140.000.032.431100.610	WEED PRINCIPAL	\$0.00	\$1,355.15	\$0.00	\$0.00	\$0.00
2140.000.032.431100.620	WEED INTEREST	\$0.00	\$84.85	\$0.00	\$0.00	\$0.00
2140.000.032.521000.820	WEED TRANS TO OTHER F	\$7,026.52	\$7,068.90	\$4,000.00	\$7,763.88	\$27,532.10
FUND: WEED - 2140		(\$33,413.09)	(\$13,918.83)	\$54,544.26	\$47,888.52	\$1,843.02

Park County

Final Budget Revenue & Expenditure Fund Line Item

Fiscal Year: 2023-2024

Print accounts with zero balance Round to whole dollars Account on new page

Exclude inactive accounts with zero balance

From Date: 8/1/2023

To Date: 8/31/2023

Definition: !Final Budget Line Items - FY24

Account	Description	ACTUAL FY21	ACTUAL FY22	AdoptedFY23	YTD FY23	AdoptedFY24
2153.000.000.312000.000	PRED ANIMAL / SHEEP PEN	\$0.00	\$0.00	\$0.00	(\$6.58)	\$0.00
2153.000.000.363010.000	PRED ANIMAL / SHEEP MAIL	(\$447.60)	(\$249.00)	(\$500.00)	(\$276.00)	(\$500.00)
2153.000.033.440700.730	PRED ANIMAL / SHEEP DIST	\$176.10	\$540.30	\$500.00	\$152.10	\$500.00
FUND: PRED ANIMAL - SHEEP - 2153		(\$271.50)	\$291.30	\$0.00	(\$130.48)	\$0.00

Park County

Final Budget Revenue & Expenditure Fund Line Item

Fiscal Year: 2023-2024

Print accounts with zero balance Round to whole dollars Account on new page

Exclude inactive accounts with zero balance

From Date: 8/1/2023

To Date: 8/31/2023

Definition: !Final Budget Line Items - FY24

Account	Description	ACTUAL FY21	ACTUAL FY22	AdoptedFY23	YTD FY23	AdoptedFY24
2155.000.000.312000.000	PRED ANIMAL / CATTLE PEI	(\$47.34)	(\$376.06)	\$0.00	(\$128.24)	\$0.00
2155.000.000.363010.000	PRED ANIMAL / CATTLE MA	(\$14,746.00)	(\$16,075.50)	(\$16,000.00)	(\$11,946.00)	(\$16,000.00)
2155.000.000.363040.000	PRED ANIMAL / CATTLE P&I	(\$0.13)	(\$1.74)	\$0.00	(\$4.08)	\$0.00
2155.000.033.440700.730	PRED ANIMAL / CATTLE DIS	\$13,136.50	\$14,608.50	\$16,000.00	\$13,286.50	\$16,000.00
FUND: PRED ANIMAL - CATTLE - 2155		(\$1,656.97)	(\$1,844.80)	\$0.00	\$1,208.18	\$0.00

Park County

Final Budget Revenue & Expenditure Fund Line Item

Fiscal Year: 2023-2024

Print accounts with zero balance Round to whole dollars Account on new page

Exclude inactive accounts with zero balance

From Date: 8/1/2023

To Date: 8/31/2023

Definition: !Final Budget Line Items - FY24

Account	Description	ACTUAL FY21	ACTUAL FY22	AdoptedFY23	YTD FY23	AdoptedFY24
2160.000.000.311010.000	FAIR RE TAX REVENUE	(\$97,344.29)	(\$96,185.63)	(\$112,257.00)	(\$110,074.16)	(\$117,605.00)
2160.000.000.311021.000	FAIR MH TAX REVENUE	(\$251.21)	(\$271.13)	\$0.00	(\$319.79)	\$0.00
2160.000.000.311022.000	FAIR PERS PROP TAX REV	(\$606.27)	(\$492.94)	\$0.00	(\$516.30)	\$0.00
2160.000.000.312000.000	FAIR PEN/INT DEL TAX REV	(\$214.17)	(\$382.93)	\$0.00	(\$335.47)	\$0.00
2160.000.000.335230.000	FAIR STATE ENTITLEMENT	(\$8,520.40)	(\$8,720.26)	(\$9,005.01)	(\$9,005.04)	(\$9,229.43)
2160.000.000.346100.000	FAIR COUNTY FAIR REV	\$0.00	\$0.00	\$0.00	\$4.25	\$0.00
2160.000.000.346105.000	FAIR CHRISTMAS FAIR	\$0.00	(\$3,717.40)	(\$3,500.00)	(\$2,784.55)	(\$3,500.00)
2160.000.000.346109.000	FAIR FAIRGROUNDS EVENT	(\$45.00)	(\$1,896.50)	(\$2,000.00)	\$4,209.00	(\$2,000.00)
2160.000.000.346110.000	FAIR STORAGE SPACE CHC	(\$11,848.70)	(\$8,536.14)	(\$8,000.00)	(\$6,208.00)	(\$8,000.00)
2160.000.000.346115.000	FAIR REC RINK REV	\$0.00	(\$6,329.02)	(\$2,500.00)	(\$3,000.00)	(\$3,000.00)
2160.000.000.361010.000	FAIR RV RENT/LEASE	(\$6,237.29)	(\$1,403.84)	(\$7,162.00)	(\$26,778.93)	(\$11,000.00)
2160.000.000.361020.000	FAIR BLDG RENT/LEASE	(\$29,216.50)	(\$60,136.21)	(\$18,161.83)	(\$40,473.89)	(\$28,600.00)
2160.000.000.361022.000	FAIR HORSE STALL RENT	(\$7,240.64)	(\$33,289.01)	(\$5,000.00)	(\$897.35)	(\$5,000.00)
2160.000.000.362000.000	FAIR OTHER MISC REV	(\$5,400.00)	(\$1,146.00)	(\$550.00)	(\$1,747.75)	(\$1,500.00)
2160.000.000.365010.000	FAIR ICE RINK DONATIONS	\$0.00	(\$5,096.00)	\$0.00	\$0.00	\$0.00
2160.000.000.383000.000	FAIR INTER OP TRAN	(\$37,500.00)	(\$47,500.00)	(\$37,500.00)	(\$37,500.00)	(\$130,000.00)
2160.000.000.383011.000	FAIR HEALTH INS TRANSFER	(\$16,575.36)	(\$16,575.36)	(\$18,015.36)	(\$18,015.36)	(\$17,040.67)
2160.000.034.460210.111	FAIR P/R PERM FTE	\$85,719.56	\$99,912.26	\$207,113.85	\$97,825.88	\$101,721.36
2160.000.034.460210.112	FAIR P/R TEMP FTE	\$8,566.49	\$11,657.62	\$28,830.00	\$18,088.81	\$17,430.00
2160.000.034.460210.121	FAIR P/R OT	\$455.19	\$46.65	\$0.00	\$177.40	\$10,000.00
2160.000.034.460210.141	FAIR P/R BENEFITS	\$35,651.50	\$40,412.75	\$84,076.43	\$41,002.44	\$43,102.76
2160.000.034.460210.147	FAIR P/R CELL PHONE	\$840.00	\$1,183.90	\$1,958.40	\$1,259.40	\$1,399.20
2160.000.034.460210.210	FAIR OFFICE SUPPLIES	\$868.65	\$2,311.66	\$2,000.00	\$633.22	\$2,120.00
2160.000.034.460210.220	FAIR OPERATING SUPPLIES	\$9,988.97	\$5,542.66	\$5,500.00	\$4,361.62	\$5,000.00

Park County

Final Budget Revenue & Expenditure Fund Line Item

Fiscal Year: 2023-2024

Print accounts with zero balance Round to whole dollars Account on new page

Exclude inactive accounts with zero balance

From Date: 8/1/2023

To Date: 8/31/2023

Definition: !Final Budget Line Items - FY24

Account	Description	ACTUAL FY21	ACTUAL FY22	AdoptedFY23	YTD FY23	AdoptedFY24
2160.000.034.460210.224	FAIR JANITORIAL SUPPLIES	\$995.44	\$1,172.03	\$2,500.00	\$4,172.92	\$2,500.00
2160.000.034.460210.225	FAIR ADMIN OPERATING EC	\$204.72	\$0.00	\$0.00	\$6,554.54	\$0.00
2160.000.034.460210.231	FAIR FUEL, GAS,DIESL	\$558.32	\$738.25	\$752.96	\$910.62	\$815.00
2160.000.034.460210.234	FAIR ADMINISTRATION PAI	\$0.00	\$0.00	\$0.00	\$124.31	\$0.00
2160.000.034.460210.320	FAIR PRINTING	\$0.00	\$52.95	\$839.40	\$659.52	\$839.00
2160.000.034.460210.333	FAIR MEMBERSHIPS & REG	\$112.00	\$250.00	\$250.00	\$1,251.46	\$0.00
2160.000.034.460210.334	FAIR ADVERTISING	\$114.84	\$325.24	\$1,000.00	\$268.52	\$300.00
2160.000.034.460210.336	FAIR MEMBERSHIPS & REG	\$0.00	\$0.00	\$0.00	\$0.00	\$500.00
2160.000.034.460210.340	FAIR UTILITY SERVICES	\$36,181.96	\$55,368.40	\$42,448.93	\$86,365.52	\$55,000.00
2160.000.034.460210.341	FAIR COUNTY FAIR EVENT	\$0.00	\$0.00	\$0.00	\$0.00	\$20,000.00
2160.000.034.460210.342	FAIR TELEPHONE	\$7,771.68	\$7,666.55	\$0.00	\$7,741.71	\$7,741.00
2160.000.034.460210.350	FAIR PROFESSIONAL SERV	\$11,081.81	\$15,258.30	\$20,000.00	\$26,466.43	\$10,000.00
2160.000.034.460210.351	FAIR COUNTY FAIR EVENT	\$51,990.26	\$50,334.43	\$50,000.00	\$84,560.00	\$0.00
2160.000.034.460210.354	FAIR RENTAL EQUIPMENT	\$0.00	\$195.34	\$300.00	\$117.30	\$390.00
2160.000.034.460210.355	FAIR CHRISTMAS FAIR EVE	\$73.20	\$1,346.83	\$1,500.00	\$1,136.16	\$1,000.00
2160.000.034.460210.359	FAIR OTHER EVENTS	\$256.84	\$97.24	\$0.00	\$110.88	\$0.00
2160.000.034.460210.361	FAIR MACH & EQUIP MAINT	\$0.00	\$0.00	\$0.00	\$0.00	\$500.00
2160.000.034.460210.363	FAIR GROUNDS & BUILDINC	\$10,603.22	\$2,320.49	\$15,000.00	\$3,844.98	\$5,000.00
2160.000.034.460210.370	FAIR TRAVEL	\$0.00	\$489.38	\$0.00	\$0.00	\$500.00
2160.000.034.460210.390	FAIR ICE REC RINK EXP	\$0.00	\$3,231.64	\$0.00	\$294.99	\$0.00
2160.000.034.460210.533	FAIR MACHINERY & EQUIP	\$0.00	\$549.60	\$300.00	\$0.00	\$0.00
2160.000.034.490500.610	FAIR DEBT PRINCIPAL	\$0.00	\$0.00	\$0.00	\$0.00	\$28,363.51
2160.000.034.490500.620	FAIR DEBT INTEREST	\$0.00	\$0.00	\$0.00	\$0.00	\$8,755.56
2160.000.034.521000.820	FAIR TRANSFER OUT	\$15,400.00	\$0.00	\$0.00	\$0.00	\$0.00

Park County

Final Budget Revenue & Expenditure Fund Line Item

Fiscal Year: 2023-2024

Print accounts with zero balance Round to whole dollars Account on new page

Exclude inactive accounts with zero balance

From Date: 8/1/2023

To Date: 8/31/2023

Definition: !Final Budget Line Items - FY24

Account	Description	ACTUAL FY21	ACTUAL FY22	AdoptedFY23	YTD FY23	AdoptedFY24
2160.001.000.346109.000	FAIR (PARKS) EVENTS	(\$639.26)	\$0.00	(\$150.00)	(\$3,726.00)	(\$150.00)
2160.001.000.361010.000	FAIR (PARKS) PERMITS & F	(\$732.00)	(\$844.41)	(\$3,000.00)	(\$624.35)	(\$1,000.00)
2160.001.000.362000.000	FAIR (PARKS) MISC REV	\$0.00	(\$2,335.00)	\$0.00	\$0.00	(\$500.00)
FUND: FAIR - 2160		\$55,063.56	\$5,606.39	\$237,568.77	\$130,134.94	(\$15,147.71)

Park County

Final Budget Revenue & Expenditure Fund Line Item

Fiscal Year: 2023-2024

Print accounts with zero balance Round to whole dollars Account on new page

Exclude inactive accounts with zero balance

From Date: 8/1/2023

To Date: 8/31/2023

Definition: !Final Budget Line Items - FY24

Account	Description	ACTUAL FY21	ACTUAL FY22	AdoptedFY23	YTD FY23	AdoptedFY24
2170.000.000.311010.000	AIRPORT RE TAX REVENUE	(\$35,468.64)	(\$35,252.21)	(\$36,752.00)	(\$36,131.64)	(\$38,621.00)
2170.000.000.311021.000	AIRPORT MH TAX REVENUE	(\$90.03)	(\$98.24)	\$0.00	(\$107.64)	\$0.00
2170.000.000.311022.000	AIRPORT PERS PROP TAX I	(\$218.75)	(\$179.35)	\$0.00	(\$170.67)	\$0.00
2170.000.000.312000.000	AIRPORT PEN/INT DEL TAX	(\$74.91)	(\$133.10)	\$0.00	(\$115.79)	\$0.00
2170.000.000.331130.000	AIRPORT FAA	(\$2,800.00)	(\$2,800.00)	(\$2,400.00)	(\$2,800.00)	(\$2,800.00)
2170.000.000.335230.000	AIRPORT STATE ENTITLEM	(\$1,918.04)	(\$1,963.04)	(\$2,027.15)	(\$2,027.16)	(\$2,077.67)
2170.000.000.343062.000	AIRPORT AVIATION FUEL	(\$4,784.84)	(\$7,675.01)	(\$6,000.00)	(\$5,996.65)	(\$6,000.00)
2170.000.000.343064.000	AIRPORT HANGAR RENTAL	(\$31,002.95)	(\$34,884.63)	(\$40,000.00)	(\$43,356.67)	(\$40,000.00)
2170.000.000.343065.000	AIRPORT LANDING FEES	\$0.00	\$0.00	\$0.00	(\$27,672.74)	(\$30,000.00)
2170.000.000.362000.000	AIRPORT MISC REVENUE	\$0.00	\$0.00	\$0.00	(\$5,025.06)	(\$200.00)
2170.000.000.371010.000	AIRPORT INTEREST	\$0.00	(\$22,231.66)	\$0.00	\$0.00	\$0.00
2170.000.000.383000.000	AIRPORT TRANSFERS IN	\$0.00	\$0.00	(\$1,000.00)	(\$2,736.60)	(\$1,000.00)
2170.000.161.430310.230	AIRPORT WILSALL -REPAIR	\$0.00	\$0.00	\$0.00	\$363.99	\$0.00
2170.000.162.430310.111	AIRPORT LIV -ADMINISTRA	\$1,707.10	\$0.00	\$0.00	\$0.00	\$0.00
2170.000.162.430310.130	AIRPORT LIV -ADMINISTRA	\$333.48	\$0.00	\$0.00	\$0.00	\$0.00
2170.000.162.430310.141	AIRPORT LIV -ADMINISTRA	\$376.28	\$2.21	\$0.00	\$0.00	\$0.00
2170.000.162.430310.210	AIRPORT LIV -OFFICE SUPP	\$65.87	\$188.42	\$200.00	\$110.00	\$200.00
2170.000.162.430310.230	AIRPORT LIV -REPAIR & MA	\$0.00	\$13,389.69	\$10,000.00	\$23,186.58	\$1,000.00
2170.000.162.430310.231	AIRPORT LIV -FUEL, GAS, D	\$1,120.00	\$4,182.00	\$4,500.00	\$1,486.10	\$2,500.00
2170.000.162.430310.312	AIRPORT LIV -POSTAGE,BC	\$24.46	\$34.25	\$100.00	\$64.05	\$100.00
2170.000.162.430310.331	AIRPORT LIV -PUBLICATION	\$595.00	\$0.00	\$0.00	\$140.00	\$200.00
2170.000.162.430310.340	AIRPORT LIV -UTILITY SERV	\$4,585.85	\$8,743.74	\$9,000.00	\$10,441.26	\$12,000.00
2170.000.162.430310.342	AIRPORT LIV -TELEPHONE	\$0.00	\$0.00	\$550.00	\$164.70	\$500.00
2170.000.162.430310.350	AIRPORT LIV -PROFESSION	\$7,317.21	\$15,048.75	\$15,000.00	\$18,079.50	\$15,000.00

Park County

Final Budget Revenue & Expenditure Fund Line Item

Fiscal Year: 2023-2024

Print accounts with zero balance Round to whole dollars Account on new page

Exclude inactive accounts with zero balance

From Date: 8/1/2023

To Date: 8/31/2023

Definition: !Final Budget Line Items - FY24

Account	Description	ACTUAL FY21	ACTUAL FY22	AdoptedFY23	YTD FY23	AdoptedFY24
2170.000.162.430310.351	AIRPORT LIV -LANDING FEE	\$0.00	\$0.00	\$0.00	\$180.00	\$2,200.00
2170.000.162.430310.356	AIRPORT LIV -ADMINISTRATIVE	\$5,000.00	\$5,000.00	\$5,000.00	\$5,000.00	\$5,000.00
2170.000.162.430310.360	AIRPORT LIV -MAINT. & REPAIRS	\$2,562.55	\$4,866.51	\$4,000.00	\$286.48	\$5,800.00
2170.000.162.430310.370	AIRPORT LIV -TRAVEL	\$383.96	\$734.56	\$1,000.00	\$493.82	\$1,000.00
2170.000.162.430310.510	AIRPORT LIV -INSURANCE	\$0.00	\$8,916.00	\$9,200.00	\$10,582.00	\$11,000.00
2170.000.162.521000.820	AIRPORT - TRANSFERS OUT	\$60,000.00	\$2,427.56	\$50,000.00	\$52,705.56	\$80,000.00
2170.000.163.430310.340	AIRPORT GARDINER -UTILITIES	\$0.00	\$0.00	\$250.00	\$0.00	\$350.00
2170.000.163.430310.350	AIRPORT GARDINER -PROFESSIONAL	\$0.00	\$385.39	\$1,500.00	\$39.01	\$1,500.00
2170.000.163.490500.610	AIRPORT GARDINER -DEBT	\$0.00	\$0.00	\$0.00	\$10,285.20	\$10,285.20
2170.000.163.490500.620	AIRPORT GARDINER -DEBT	\$0.00	\$0.00	\$0.00	\$417.84	\$1,504.21
2170.001.000.331129.000	AIRPORT FAA GRT REV (MASTER PLAN)	(\$26,910.00)	(\$40,680.00)	\$0.00	\$0.00	\$0.00
2170.001.000.339010.000	AIRPORT LIV \$ (MASTER PLAN)	(\$1,495.00)	\$0.00	\$0.00	\$0.00	\$0.00
2170.001.000.383000.000	AIRPORT TRANS IN (MASTER PLAN)	(\$1,495.00)	\$0.00	\$0.00	\$0.00	\$0.00
2170.001.162.430310.350	AIRPORT FAA GRT PRO SV	\$29,900.00	\$45,200.00	\$0.00	\$0.00	\$0.00
2170.002.000.331129.000	AIRPORT FAA GRT REV (FY)	\$0.00	(\$271,074.00)	\$0.00	\$0.00	\$0.00
2170.002.162.430310.350	AIRPORT FAA GRT PRO SV	\$0.00	\$270,479.95	\$0.00	\$0.00	\$0.00
2170.003.162.430310.230	AIRPORT CARES LIV -REPAIRS	\$44.00	\$0.00	\$0.00	\$0.00	\$0.00
2170.003.162.430310.340	AIRPORT CARES LIV -UTILITIES	\$3,101.91	\$0.00	\$0.00	\$0.00	\$0.00
2170.003.162.430310.350	AIRPORT CARES LIV -PROFESSIONAL	\$9,852.70	\$0.00	\$0.00	\$0.00	\$0.00
2170.003.162.430310.360	AIRPORT CARES LIV -MAINTENANCE	\$8,916.88	\$0.00	\$0.00	\$0.00	\$0.00
2170.003.162.490500.610	AIRPORT CARES LIV -DEBT	\$8,079.00	\$0.00	\$0.00	\$0.00	\$0.00
2170.003.162.490500.620	AIRPORT CARES LIV -DEBT	\$125.94	\$0.00	\$0.00	\$0.00	\$0.00
2170.003.911.331130.000	AIRPORT CARES LIV MISSISSIPPI	\$0.00	(\$9,000.00)	\$0.00	\$0.00	\$0.00
2170.003.911.331990.000	AIRPORT CARES LIV MISSISSIPPI	(\$30,000.00)	(\$22,000.00)	\$0.00	\$0.00	\$0.00

Park County

Final Budget Revenue & Expenditure Fund Line Item

Fiscal Year: 2023-2024

Print accounts with zero balance
 Round to whole dollars
 Account on new page

Exclude inactive accounts with zero balance

From Date: 8/1/2023

To Date: 8/31/2023

Definition: !Final Budget Line Items - FY24

Account	Description	ACTUAL FY21	ACTUAL FY22	AdoptedFY23	YTD FY23	AdoptedFY24
2170.004.163.430310.340	AIRPORT CARES GARD - UT	\$346.63	\$318.39	\$0.00	\$351.19	\$0.00
2170.004.163.430310.350	AIRPORT CARES GARD - PF	\$0.00	\$18,390.00	\$0.00	\$0.00	\$0.00
2170.004.911.331990.000	AIRPORT CARES GARDINEF	(\$215.61)	(\$19,784.39)	\$0.00	\$0.00	\$0.00
FUND: AIRPORT - 2170		\$7,965.05	(\$69,448.21)	\$22,120.85	\$8,236.66	\$29,440.74

Park County

Final Budget Revenue & Expenditure Fund Line Item

Fiscal Year: 2023-2024

Print accounts with zero balance Round to whole dollars Account on new page

Exclude inactive accounts with zero balance

From Date: 8/1/2023

To Date: 8/31/2023

Definition: !Final Budget Line Items - FY24

Account	Description	ACTUAL FY21	ACTUAL FY22	AdoptedFY23	YTD FY23	AdoptedFY24
2180.000.000.311010.000	DISTRICT COURT RE TAX R	(\$185,769.27)	(\$148,323.10)	(\$173,732.00)	(\$170,436.40)	(\$182,568.00)
2180.000.000.311021.000	DISTRICT COURT MH TAX F	(\$475.94)	(\$453.08)	\$0.00	(\$498.48)	\$0.00
2180.000.000.311022.000	DISTRICT COURT PERS PR	(\$1,177.77)	(\$825.53)	\$0.00	(\$798.65)	\$0.00
2180.000.000.312000.000	DISTRICT COURT PEN/INT I	(\$419.99)	(\$657.06)	\$0.00	(\$524.23)	\$0.00
2180.000.000.335095.000	DISTRICT COURT REIMBUR	\$0.00	(\$5,289.83)	(\$10,000.00)	(\$2,726.59)	(\$10,000.00)
2180.000.000.335230.000	DISTRICT COURT STATE EN	(\$34,113.72)	(\$34,913.82)	(\$36,053.98)	(\$36,054.00)	(\$36,952.51)
2180.000.000.341050.000	DISTRICT COURT CLERK FE	(\$12,560.18)	(\$9,123.25)	(\$11,000.00)	(\$7,157.90)	(\$11,000.00)
2180.000.000.383011.000	DISTRICT COURT HEALTH I	(\$33,150.72)	(\$33,150.72)	(\$36,030.72)	(\$36,030.72)	(\$41,310.72)
2180.000.036.410322.112	DISTRICT COURT JURY SVC	\$0.00	\$590.75	\$3,000.00	\$0.00	\$3,000.00
2180.000.036.410322.141	DISTRICT COURT JURY SVC	\$0.00	\$49.46	\$521.60	\$0.00	\$518.30
2180.000.037.410332.220	DISTRICT COURT JURY SVC	\$669.35	\$763.50	\$1,000.00	\$877.08	\$0.00
2180.000.037.410332.223	DISTRICT COURT JURY SVC	\$0.00	\$687.93	\$500.00	\$145.08	\$0.00
2180.000.037.410332.394	DISTRICT COURT JURY SVC	(\$9.76)	\$5,100.81	\$10,000.00	\$4,607.36	\$10,000.00
2180.000.038.410331.111	DISTRICT COURT ADMIN P/	\$143,919.71	\$151,981.59	\$185,880.78	\$175,578.33	\$196,457.10
2180.000.038.410331.113	DISTRICT COURT ADMIN P/	\$753.12	\$0.00	\$0.00	\$0.00	\$0.00
2180.000.038.410331.121	DISTRICT COURT ADMIN P/	\$117.57	\$0.00	\$0.00	\$40.73	\$0.00
2180.000.038.410331.130	DISTRICT COURT ADMIN SI	\$3,564.70	\$1,375.97	\$0.00	\$0.00	\$0.00
2180.000.038.410331.141	DISTRICT COURT ADMIN P/	\$64,536.03	\$66,019.04	\$80,474.02	\$72,373.06	\$87,182.61
2180.000.038.410331.143	DISTRICT COURT ADMIN LE	\$413.04	\$0.00	\$0.00	\$0.00	\$0.00
2180.000.038.410331.210	DISTRICT COURT ADMIN OF	\$2,526.98	\$2,487.27	\$3,000.00	\$2,831.05	\$3,200.00
2180.000.038.410331.312	DISTRICT COURT ADMIN PC	\$3,976.03	\$3,550.68	\$3,000.00	\$5,004.48	\$3,000.00
2180.000.038.410331.333	DISTRICT COURT ADMIN MI	\$900.00	\$600.00	\$2,000.00	\$900.00	\$1,600.00
2180.000.038.410331.342	DISTRICT COURT ADMIN TE	\$1,313.39	\$1,396.13	\$1,300.00	\$1,618.00	\$1,300.00
2180.000.038.410331.350	DISTRICT COURT ADMIN PF	\$19,224.75	\$6,265.57	\$7,000.00	\$5,673.29	\$6,500.00

Park County

Final Budget Revenue & Expenditure Fund Line Item

Fiscal Year: 2023-2024

Print accounts with zero balance Round to whole dollars Account on new page

Exclude inactive accounts with zero balance

From Date: 8/1/2023

To Date: 8/31/2023

Definition: !Final Budget Line Items - FY24

Account	Description	ACTUAL FY21	ACTUAL FY22	AdoptedFY23	YTD FY23	AdoptedFY24
2180.000.038.410331.370	DISTRICT COURT ADMIN TF	\$243.00	\$1,007.84	\$1,000.00	\$922.34	\$1,000.00
2180.000.038.410331.530	DISTRICT COURT ADMIN CC	\$5,083.27	\$123.17	\$5,000.00	\$4,891.00	\$5,000.00
2180.000.038.410331.610	DISTRICT COURT PRINC	\$0.00	\$4,275.76	\$0.00	\$0.00	\$0.00
2180.000.038.410331.620	DISTRICT COURT INTERES	\$0.00	\$478.64	\$0.00	\$0.00	\$0.00
FUND: DISTRICT COURT - 2180		(\$20,436.41)	\$14,017.72	\$36,859.70	\$21,234.83	\$36,926.78

Park County

Final Budget Revenue & Expenditure Fund Line Item

Fiscal Year: 2023-2024

Print accounts with zero balance Round to whole dollars Account on new page

Exclude inactive accounts with zero balance

From Date: 8/1/2023

To Date: 8/31/2023

Definition: !Final Budget Line Items - FY24

Account	Description	ACTUAL FY21	ACTUAL FY22	AdoptedFY23	YTD FY23	AdoptedFY24
2181.000.123.410381.350	RECOVERY CT PRO SERVIC	\$7,000.00	\$0.00	\$0.00	\$0.00	\$0.00
FUND: RECOVERY COURT - 2181		\$7,000.00	\$0.00	\$0.00	\$0.00	\$0.00

Park County

Final Budget Revenue & Expenditure Fund Line Item

Fiscal Year: 2023-2024

Print accounts with zero balance Round to whole dollars Account on new page

Exclude inactive accounts with zero balance

From Date: 8/1/2023

To Date: 8/31/2023

Definition: !Final Budget Line Items - FY24

Account	Description	ACTUAL FY21	ACTUAL FY22	AdoptedFY23	YTD FY23	AdoptedFY24
2190.000.000.311010.000	COMP INS RE TAX REVENU	(\$457,213.26)	(\$493,470.46)	(\$541,910.00)	(\$531,780.28)	(\$567,617.00)
2190.000.000.311021.000	COMP INS MH TAX REVENU	(\$1,086.28)	(\$1,293.98)	\$0.00	(\$1,523.03)	\$0.00
2190.000.000.311022.000	COMP INS PERS PROP TAX	(\$2,671.79)	(\$2,354.49)	\$0.00	(\$2,506.31)	\$0.00
2190.000.000.312000.000	COMP INS PEN/INT DEL TA	(\$897.65)	(\$1,729.85)	\$0.00	(\$1,470.49)	\$0.00
2190.000.000.335230.000	COMP INS STATE ENTITLEM	(\$22,386.32)	(\$22,911.35)	(\$23,659.57)	(\$23,659.56)	(\$24,249.21)
2190.000.000.383000.000	COMP INS INTER OP TRAN	(\$1,500.00)	\$0.00	\$0.00	\$0.00	\$0.00
2190.000.063.510300.510	COMP INS CYBERSECURIT	\$0.00	\$0.00	\$0.00	\$0.00	\$14,973.06
2190.000.063.510330.510	COMP INS LIABILITY INSUR	\$485,728.52	\$521,652.10	\$565,395.00	\$565,395.43	\$576,892.99
FUND: COMPREHENSIVE INSURANCE - 2190		(\$26.78)	(\$108.03)	(\$174.57)	\$4,455.76	(\$0.16)

Park County

Final Budget Revenue & Expenditure Fund Line Item

Fiscal Year: 2023-2024

Print accounts with zero balance Round to whole dollars Account on new page

Exclude inactive accounts with zero balance

From Date: 8/1/2023

To Date: 8/31/2023

Definition: !Final Budget Line Items - FY24

Account	Description	ACTUAL FY21	ACTUAL FY22	AdoptedFY23	YTD FY23	AdoptedFY24
2200.000.000.311010.000	MOSQUITO RE TAX REVENI	(\$13,553.39)	(\$14,420.68)	(\$15,654.00)	(\$15,353.44)	(\$16,449.00)
2200.000.000.311021.000	MOSQUITO MH TAX REVEN	(\$30.61)	(\$33.36)	\$0.00	(\$39.41)	\$0.00
2200.000.000.311022.000	MOSQUITO PP TAX REVENI	(\$136.04)	(\$161.47)	\$0.00	(\$134.73)	\$0.00
2200.000.000.312000.000	MOSQUITO PEN/INT DEL TA	(\$24.98)	(\$49.28)	\$0.00	(\$60.91)	\$0.00
2200.000.000.335230.000	MOSQUITO STATE ENTITL	(\$1,156.48)	(\$1,181.12)	(\$1,214.39)	(\$1,214.40)	(\$1,252.73)
2200.000.045.440700.111	MOSQUITO P/R PERM FTE	\$5,443.72	\$4,825.33	\$3,961.63	\$5,012.62	\$4,499.04
2200.000.045.440700.121	MOSQUITO P/R OT	\$31.79	\$132.24	\$1,800.00	\$770.18	\$1,800.00
2200.000.045.440700.141	MOSQUITO P/R BENEFITS	\$1,475.22	\$1,128.13	\$2,044.35	\$1,511.34	\$2,187.56
2200.000.045.440700.222	MOSQUITO OPERATING CH	\$4,600.00	\$5,288.00	\$6,000.00	\$3,200.00	\$6,000.00
2200.000.045.440700.230	MOSQUITO REPAIR & MAIN	\$642.17	\$693.36	\$600.00	\$316.70	\$600.00
2200.000.045.440700.231	MOSQUITO FUEL, GAS, DIE	\$562.97	\$696.63	\$800.00	\$1,784.79	\$800.00
2200.000.045.440700.330	MOSQUITO PUBLICITY	\$94.20	\$99.60	\$100.00	\$210.00	\$100.00
2200.000.045.440700.350	MOSQUITO PROFESSIONAL	\$0.00	\$150.00	\$200.00	\$150.00	\$200.00
2200.000.045.440700.360	MOSQUITO REPAIR & MAIN	\$362.50	\$0.00	\$400.00	\$1,191.18	\$400.00
2200.000.045.440700.370	MOSQUITO TRAVEL	\$0.00	\$437.14	\$400.00	\$395.25	\$400.00
2200.000.045.521000.820	MOSQUITO INTRF TRNS OL	\$2,000.00	\$0.00	\$0.00	\$0.00	\$2,000.00
FUND: MOSQUITO - 2200		\$311.07	(\$2,395.48)	(\$562.41)	(\$2,260.83)	\$1,284.87

Park County

Final Budget Revenue & Expenditure Fund Line Item

Fiscal Year: 2023-2024

Print accounts with zero balance Round to whole dollars Account on new page

From Date: 8/1/2023

To Date: 8/31/2023

Exclude inactive accounts with zero balance

Definition: !Final Budget Line Items - FY24

Account	Description	ACTUAL FY21	ACTUAL FY22	AdoptedFY23	YTD FY23	AdoptedFY24
2210.000.000.371010.000	PARKS/REC INTEREST REV	(\$178.76)	(\$263.11)	(\$1,000.00)	(\$2,764.56)	\$0.00
FUND: PARKS/REC - 2210		(\$178.76)	(\$263.11)	(\$1,000.00)	(\$2,764.56)	\$0.00

Park County

Final Budget Revenue & Expenditure Fund Line Item

Fiscal Year: 2023-2024

Print accounts with zero balance Round to whole dollars Account on new page

Exclude inactive accounts with zero balance

From Date: 8/1/2023

To Date: 8/31/2023

Definition: !Final Budget Line Items - FY24

Account	Description	ACTUAL FY21	ACTUAL FY22	AdoptedFY23	YTD FY23	AdoptedFY24
2220.000.000.311010.000	LIBRARY RE TAX REVENUE	(\$429,910.49)	(\$509,937.46)	(\$534,560.00)	(\$525,046.95)	(\$648,974.00)
2220.000.000.311021.000	LIBRARY MH TAX REVENUE	(\$1,060.58)	(\$1,290.33)	\$0.00	(\$1,511.30)	\$0.00
2220.000.000.311022.000	LIBRARY PERS PROP TAX F	(\$2,652.41)	(\$2,384.35)	\$0.00	(\$2,484.09)	\$0.00
2220.000.000.312000.000	LIBRARY PEN/INT DEL TAX	(\$923.58)	(\$1,606.52)	\$0.00	(\$1,444.68)	\$0.00
2220.000.000.335230.000	LIBRARY STATE ENTITLEM	(\$30,145.48)	(\$30,852.51)	(\$31,860.07)	(\$31,860.08)	(\$32,654.08)
2220.000.000.383000.000	LIBRARY TRANSFER IN	(\$0.01)	\$0.00	\$0.00	\$0.00	\$0.00
2220.000.091.460110.790	LIBRARY GRANTS TO OTHE	\$465,742.44	\$546,071.17	\$566,420.07	\$366,582.01	\$684,392.00
FUND: LIBRARY - 2220		\$1,049.89	\$0.00	\$0.00	(\$195,765.09)	\$2,763.92

Park County

Final Budget Revenue & Expenditure Fund Line Item

Fiscal Year: 2023-2024

Print accounts with zero balance Round to whole dollars Account on new page

Exclude inactive accounts with zero balance

From Date: 8/1/2023

To Date: 8/31/2023

Definition: !Final Budget Line Items - FY24

Account	Description	ACTUAL FY21	ACTUAL FY22	AdoptedFY23	YTD FY23	AdoptedFY24
2230.000.000.311010.000	AMBULANCE RE TAX REVEI	(\$739,219.25)	(\$841,593.38)	(\$874,339.00)	(\$858,687.56)	(\$1,130,263.00)
2230.000.000.311021.000	AMBULANCE MH TAX REVE	(\$1,803.31)	(\$2,165.08)	\$0.00	(\$2,512.14)	\$0.00
2230.000.000.311022.000	AMBULANCE PERS PROP T	(\$4,572.99)	(\$3,591.08)	\$0.00	(\$4,005.28)	\$0.00
2230.000.000.312000.000	AMBULANCE PEN/INT DEL T	(\$1,599.72)	(\$2,648.73)	\$0.00	(\$2,228.43)	\$0.00
2230.000.000.335230.000	AMBULANCE STATE ENTITL	(\$9,176.56)	(\$9,394.73)	(\$9,717.08)	(\$9,717.12)	(\$9,940.18)
2230.000.035.420730.700	AMBULANCE DISTRIBUTION	\$715,372.08	\$823,405.10	\$848,056.50	\$533,351.81	\$1,104,203.00
2230.000.035.420730.790	AMBULANCE DISTRIBUTION	\$36,000.00	\$36,000.00	\$36,000.00	\$36,000.00	\$36,000.00
FUND: AMBULANCE - 2230		(\$4,999.75)	\$12.10	\$0.42	(\$307,798.72)	(\$0.18)

Park County

Final Budget Revenue & Expenditure Fund Line Item

Fiscal Year: 2023-2024

Print accounts with zero balance Round to whole dollars Account on new page

Exclude inactive accounts with zero balance

From Date: 8/1/2023

To Date: 8/31/2023

Definition: !Final Budget Line Items - FY24

Account	Description	ACTUAL FY21	ACTUAL FY22	AdoptedFY23	YTD FY23	AdoptedFY24
2250.000.000.311010.000	PLANNING RE TAX REVENL	(\$47,779.27)	(\$49,797.24)	(\$53,347.00)	(\$52,315.88)	(\$56,053.00)
2250.000.000.311021.000	PLANNING MH TAX REVENL	(\$146.25)	(\$163.05)	\$0.00	(\$185.28)	\$0.00
2250.000.000.311022.000	PLANNING PERS PROP TAX	(\$282.20)	(\$151.27)	\$0.00	(\$215.86)	\$0.00
2250.000.000.312000.000	PLANNING PEN/INT DEL TA	(\$109.76)	(\$211.32)	\$0.00	(\$120.74)	\$0.00
2250.000.000.323012.000	PLANNING FLOODPLAIN PE	(\$3,000.00)	(\$300.00)	(\$2,500.00)	\$0.00	(\$2,500.00)
2250.000.000.335230.000	PLANNING STATE ENTITL	(\$7,847.80)	(\$8,006.09)	(\$8,256.41)	(\$8,256.40)	(\$8,500.88)
2250.000.000.341070.000	PLANNING FEES	(\$19,305.65)	(\$9,500.00)	(\$7,000.00)	(\$23,080.12)	(\$10,000.00)
2250.000.000.341071.000	PLANNING - FLOODPLAIN R	\$0.00	(\$600.00)	\$0.00	(\$1,500.00)	\$0.00
2250.000.000.341072.000	PLANNING - ZONING COMP	(\$825.00)	(\$650.00)	(\$850.00)	(\$5,125.00)	\$0.00
2250.000.000.383000.000	PLANNING INTER OP TRAN	(\$164,689.96)	(\$154,916.47)	(\$100,000.00)	(\$79,941.72)	(\$133,958.34)
2250.000.000.383011.000	PLANNING HEALTH INS TR	(\$16,575.36)	(\$16,575.36)	(\$18,015.36)	(\$18,015.36)	(\$20,655.36)
2250.000.047.411010.111	PLANNING P/R PERM FTE	\$160,912.70	\$173,037.09	\$190,512.00	\$190,715.52	\$186,222.40
2250.000.047.411010.112	PLANNING P/R COVID FMLA	\$4,280.92	\$0.00	\$0.00	\$0.00	\$0.00
2250.000.047.411010.121	PLANNING P/R OT	\$0.00	\$0.00	\$0.00	\$1,718.71	\$0.00
2250.000.047.411010.141	PLANNING P/R BENEFITS	\$51,204.27	\$52,610.57	\$57,789.50	\$56,692.95	\$59,258.20
2250.000.047.411010.147	PLANNING P/R CELL PHON	\$1,680.00	\$1,680.00	\$1,680.00	\$1,680.00	\$1,680.00
2250.000.047.411010.210	PLANNING OFFICE SUPPLIE	\$1,495.24	\$1,425.02	\$500.00	\$2,495.51	\$500.00
2250.000.047.411010.220	PLANNING OPERATING SUF	\$449.94	\$53.05	\$300.00	\$2,277.73	\$250.00
2250.000.047.411010.312	PLANNING POSTAGE, BOX	\$524.55	\$135.40	\$200.00	\$152.22	\$300.00
2250.000.047.411010.331	PLANNING PUBLICATION O	\$0.00	\$0.00	\$250.00	\$147.00	\$250.00
2250.000.047.411010.336	PLANNING MEMBERSHIPS	\$677.00	\$120.00	\$1,000.00	\$0.00	\$1,000.00
2250.000.047.411010.342	PLANNING TELEPHONE	\$27.12	\$27.60	\$30.00	\$27.60	\$30.00
2250.000.047.411010.350	PLANNING PROFESSIONAL	\$172.42	\$600.00	\$1,500.00	\$565.05	\$1,500.00
2250.000.047.411010.370	PLANNING TRAVEL	\$0.00	\$380.16	\$2,500.00	\$257.38	\$2,000.00

Park County

Final Budget Revenue & Expenditure Fund Line Item

Fiscal Year: 2023-2024

Print accounts with zero balance Round to whole dollars Account on new page

Exclude inactive accounts with zero balance

From Date: 8/1/2023

To Date: 8/31/2023

Definition: !Final Budget Line Items - FY24

Account	Description	ACTUAL FY21	ACTUAL FY22	AdoptedFY23	YTD FY23	AdoptedFY24
2250.000.047.411010.380	PLANNING TRAINING	\$563.79	\$2,404.52	\$1,500.00	\$2,040.24	\$2,000.00
2250.000.047.431200.230	PLANNING - FLOODPLAIN A	\$0.00	\$137.00	\$0.00	\$0.00	\$0.00
2250.000.047.431200.330	PLANNING - FLOODPLAIN A	\$723.10	\$657.00	\$750.00	\$978.00	\$750.00
2250.000.047.431200.370	PLANNING - FLOODPLAIN A	\$0.00	\$0.00	\$500.00	\$0.00	\$500.00
2250.000.047.431200.380	PLANNING - FLOODPLAIN A	\$0.00	\$0.00	\$500.00	\$1,498.04	\$500.00
2250.001.047.420540.350	FLOODPLAIN 2022 FLD REV	\$0.00	\$0.00	\$0.00	\$12,702.55	\$0.00
FUND: PLANNING - 2250		(\$37,850.20)	(\$7,603.39)	\$69,542.73	\$85,192.14	\$25,073.02

Park County

Final Budget Revenue & Expenditure Fund Line Item

Fiscal Year: 2023-2024

Print accounts with zero balance Round to whole dollars Account on new page

Exclude inactive accounts with zero balance

From Date: 8/1/2023

To Date: 8/31/2023

Definition: !Final Budget Line Items - FY24

Account	Description	ACTUAL FY21	ACTUAL FY22	AdoptedFY23	YTD FY23	AdoptedFY24
2260.000.000.311010.000	EMER / DISASTER RE TAX F	(\$2,042.17)	\$95.57	(\$95,262.00)	(\$90,194.34)	(\$130,356.00)
2260.000.000.311021.000	EMER / DISASTER MH TAX I	(\$79.59)	(\$13.94)	\$0.00	(\$211.56)	\$0.00
2260.000.000.311022.000	EMER / DISASTER PERS PR	(\$177.78)	(\$1.23)	\$0.00	(\$338.76)	\$0.00
2260.000.000.312000.000	EMER / DISASTER PEN/INT	(\$114.23)	(\$5.53)	\$0.00	(\$142.10)	\$0.00
2260.000.000.331110.000	EMER / DISASTER FED DIS/	(\$5,568.80)	(\$64,816.07)	\$0.00	\$0.00	\$0.00
2260.000.000.334110.000	EMER DIS DES DISASTER A	\$0.00	\$0.00	\$0.00	(\$77,104.33)	\$0.00
2260.000.000.371010.000	EMER / DISASTER ARPA IN	\$0.00	(\$4,617.28)	\$0.00	(\$78,168.07)	\$0.00
2260.000.018.521000.820	EMER / DISASTER TRANSF	\$0.00	\$14,937.89	\$0.00	\$0.00	\$0.00
2260.000.020.420600.111	EMER FEMA EOC 2022 FLO	\$0.00	\$0.00	\$0.00	\$42,003.54	\$0.00
2260.000.020.420600.121	CIVIL DEFENSE	\$0.00	\$0.00	\$0.00	\$7,944.41	\$0.00
2260.000.020.420600.141	EMER FEMA EOC 2022 FLO	\$0.00	\$0.00	\$0.00	\$8,225.83	\$0.00
2260.000.020.420600.350	EMER FEMA EOC 2022 FLO	\$0.00	\$84,274.87	\$0.00	\$1,857.56	\$0.00
2260.000.020.420600.351	EMER FEMA MGT 2022 FLO	\$0.00	\$177.52	\$0.00	\$11,547.09	\$0.00
2260.000.020.420600.353	EMER FEMA GRD 2022 FLO	\$0.00	\$423.00	\$0.00	\$0.00	\$0.00
2260.000.020.430957.351	FEMA FLOOD 2022 CTY WIL	\$0.00	\$20,147.16	\$0.00	\$10,926.00	\$0.00
2260.000.029.521000.820	EMER / DISASTER TRANSFI	\$0.00	(\$1,351.42)	\$0.00	\$10,132.94	\$0.00
2260.000.132.521000.820	EMER / DISASTER TRANS C	\$0.00	\$1,805.84	\$0.00	\$0.00	\$0.00
2260.001.911.331112.000	FEMA EMERGENCY FED GF	(\$39,782.56)	\$0.00	\$0.00	\$0.00	\$0.00
2260.001.911.331113.000	FEMA EMERGENCY FED GF	(\$33,416.48)	\$0.00	\$0.00	\$0.00	\$0.00
2260.001.911.331115.000	FEMA EMERGENCY - COVIL	(\$16,478.62)	\$0.00	\$0.00	\$0.00	\$0.00
2260.001.911.331120.000	FEMA EMERGENCY - COVIL	(\$5,740.94)	\$0.00	\$0.00	\$0.00	\$0.00
2260.001.911.331125.000	FEMA EMERGENCY - COVIL	\$0.00	(\$73,124.61)	\$0.00	\$0.00	\$0.00
2260.001.911.331130.000	FAA	\$0.00	(\$121,983.11)	\$0.00	\$0.00	\$0.00
2260.001.911.420600.111	FEMA EMERGENCY P/R PEI	\$28,748.06	\$0.00	\$0.00	\$13,620.12	\$0.00

Park County

Final Budget Revenue & Expenditure Fund Line Item

Fiscal Year: 2023-2024

Print accounts with zero balance Round to whole dollars Account on new page

Exclude inactive accounts with zero balance

From Date: 8/1/2023

To Date: 8/31/2023

Definition: !Final Budget Line Items - FY24

Account	Description	ACTUAL FY21	ACTUAL FY22	AdoptedFY23	YTD FY23	AdoptedFY24
2260.001.911.420600.112	FEMA EMERGENCY P/R TEI	\$29,659.74	\$101,641.83	\$0.00	\$0.00	\$0.00
2260.001.911.420600.141	FEMA EMERGENCY P/R BEI	\$5,701.29	\$29,889.41	\$0.00	\$2,418.91	\$0.00
2260.001.911.420600.210	FEMA EOC -CLEANING	\$64.99	\$0.00	\$0.00	\$0.00	\$0.00
2260.001.911.420600.213	FEMA EOC -PIO -PUBLIC INI	\$2,692.62	\$1,104.20	\$0.00	\$0.00	\$0.00
2260.001.911.420600.224	FEMA EOC -PPE-PERS PRO	\$5,047.47	\$0.00	\$0.00	\$0.00	\$0.00
2260.001.911.420600.229	FEMA EOC -TESTING	\$0.00	\$49,499.13	\$0.00	\$0.00	\$0.00
2260.001.911.420600.236	FEMA EOC -NCS-NON CON	\$39,405.59	\$24.31	\$0.00	\$0.00	\$0.00
2260.001.911.420600.241	FEMA EOC -TECH- INC COM	\$2,428.52	\$0.00	\$0.00	\$0.00	\$0.00
2260.001.911.420600.250	FEMA EOC -TEMP FACILITIE	\$0.00	\$0.00	\$0.00	\$3,825.00	\$0.00
2260.001.911.420600.256	FEMA EOC -OTHER COSTS	\$1,054.49	\$27,753.88	\$0.00	\$0.00	\$0.00
2260.001.911.420600.350	FEMA EMER MISC-EOC PRC	\$0.00	\$86.25	\$0.00	\$0.00	\$0.00
2260.001.911.420605.200	FEMA EOC - COVID19 PW03	\$8,485.49	\$0.00	\$0.00	\$0.00	\$0.00
2260.001.911.420610.200	FEMA EOC - COVID19 PW04	\$2,352.62	\$0.00	\$0.00	\$0.00	\$0.00
2260.002.911.331990.000	LOCAL CARES FED GRANT	(\$354,872.86)	\$0.00	\$0.00	\$0.00	\$0.00
2260.002.911.440100.111	LOCAL CARES P/R PERM FT	\$81,676.37	\$0.00	\$0.00	\$0.00	\$0.00
2260.002.911.440100.112	LOCAL CARES P/R TEMP FT	\$40,292.45	\$546.00	\$0.00	\$0.00	\$0.00
2260.002.911.440100.141	LOCAL CARES P/R BENEFIT	\$20,070.12	\$109.92	\$0.00	\$0.00	\$0.00
2260.002.911.440100.200	LOCAL CARES MISC SUPPL	\$40.25	\$0.00	\$0.00	\$0.00	\$0.00
2260.002.911.440100.212	LOCAL CARES CLEANING-E	\$6,847.69	\$0.00	\$0.00	\$0.00	\$0.00
2260.002.911.440100.220	LOCAL CARES MISC EQUIP	\$728.07	\$0.00	\$0.00	\$0.00	\$0.00
2260.002.911.440100.225	LOCAL CARES -PPE-STAFF	\$8,479.97	\$0.00	\$0.00	\$0.00	\$0.00
2260.002.911.440100.226	LOCAL CARES -PPE RESIDE	\$294.18	\$0.00	\$0.00	\$0.00	\$0.00
2260.002.911.440100.227	LOCAL CARES -PH TESTING	\$17,009.74	\$0.00	\$0.00	\$0.00	\$0.00
2260.002.911.440100.228	LOCAL CARES -PH CONTACT	\$8,616.33	\$0.00	\$0.00	\$0.00	\$0.00

Park County

Final Budget Revenue & Expenditure Fund Line Item

Fiscal Year: 2023-2024

Print accounts with zero balance Round to whole dollars Account on new page

Exclude inactive accounts with zero balance

From Date: 8/1/2023

To Date: 8/31/2023

Definition: !Final Budget Line Items - FY24

Account	Description	ACTUAL FY21	ACTUAL FY22	AdoptedFY23	YTD FY23	AdoptedFY24
2260.002.911.440100.231	LOCAL CARES -SOC DIST P	\$2,983.57	\$0.00	\$0.00	\$0.00	\$0.00
2260.002.911.440100.232	LOCAL CARES -SOC DIST R	\$532.97	\$0.00	\$0.00	\$0.00	\$0.00
2260.002.911.440100.235	LOCAL CARES -SOC DIST S	\$17,011.49	\$0.00	\$0.00	\$0.00	\$0.00
2260.002.911.440100.242	LOCAL CARES -TECH -REM	\$20,867.97	\$0.00	\$0.00	\$0.00	\$0.00
2260.002.911.440100.246	LOCAL CARES -TECH -TELE	\$17,979.66	\$0.00	\$0.00	\$0.00	\$0.00
2260.002.911.440100.258	LOCAL CARES -OTHER COS	\$104,985.60	\$0.00	\$0.00	\$0.00	\$0.00
2260.003.911.331990.000	HEALTH CARES FED GRAN	(\$150,080.00)	\$0.00	\$0.00	\$0.00	\$0.00
2260.003.911.440100.200	HEALTH CARES SUPPLIES	\$406.10	\$0.00	\$0.00	\$0.00	\$0.00
2260.003.911.440100.220	HEALTH CARES EQUIPMEN	\$6,967.73	\$0.00	\$0.00	\$0.00	\$0.00
2260.003.911.440100.222	HEALTH CARES CHEM, LAB	\$169.00	\$0.00	\$0.00	\$0.00	\$0.00
2260.003.911.440100.223	HEALTH CARES FOOD/DRIN	\$75.60	\$0.00	\$0.00	\$0.00	\$0.00
2260.003.911.440100.350	HEALTH CARES PROFESSIC	\$35,080.28	\$0.00	\$0.00	\$0.00	\$0.00
2260.003.911.440100.900	HEALTH CARES CIP	\$107,381.29	\$0.00	\$0.00	\$0.00	\$0.00
2260.004.911.334990.000	HEALTH FOUND COVID-19 S	(\$7,500.00)	\$0.00	\$0.00	\$0.00	\$0.00
2260.004.911.440100.200	HEALTH FOUND COVID-19 S	\$7,318.19	\$0.00	\$0.00	\$0.00	\$0.00
2260.004.911.440100.220	HEALTH FOUND COVID-19 E	\$108.60	\$0.00	\$0.00	\$0.00	\$0.00
2260.004.911.440100.350	HEALTH FOUND COVID-19 F	\$356.85	\$0.00	\$0.00	\$0.00	\$0.00
2260.004.911.440100.370	HEALTH FOUND COVID-19 T	\$16.61	\$0.00	\$0.00	\$0.00	\$0.00
2260.005.911.365020.000	PCCF COVID-19 GRANT LCL	(\$6,000.00)	\$85.00	\$0.00	\$0.00	\$0.00
2260.005.911.420600.213	PCCF COVID-19 GRANT -PIC	\$0.00	\$153.00	\$0.00	\$0.00	\$0.00
2260.005.911.420600.226	PCCF COVID-19 GRANT -PP	\$2,156.34	\$1,203.44	\$0.00	\$0.00	\$0.00
2260.005.911.440100.350	PCCF COVID-19 GRANT -PR	\$0.00	\$1,600.00	\$0.00	\$0.00	\$0.00
2260.006.911.331990.000	MBCC PCSO CESF COVID-1	(\$1,650.00)	\$0.00	\$0.00	\$0.00	\$0.00
2260.006.911.383000.000	MBCC PCSO CESF TRANS I	(\$32.45)	\$0.00	\$0.00	\$0.00	\$0.00

Park County

Final Budget Revenue & Expenditure Fund Line Item

Fiscal Year: 2023-2024

Print accounts with zero balance Round to whole dollars Account on new page

Exclude inactive accounts with zero balance

From Date: 8/1/2023

To Date: 8/31/2023

Definition: !Final Budget Line Items - FY24

Account	Description	ACTUAL FY21	ACTUAL FY22	AdoptedFY23	YTD FY23	AdoptedFY24
2260.006.911.440100.225	MBCC PCSO CESF COVID-1	\$1,682.45	\$0.00	\$0.00	\$0.00	\$0.00
2260.007.911.331990.000	MBCC ATTY CESF FED GRT	(\$54,792.43)	\$0.00	\$0.00	\$0.00	\$0.00
2260.007.911.411110.350	MBCC ATTY CESF SOFTWA	\$54,792.43	\$0.00	\$0.00	\$0.00	\$0.00
2260.008.911.331990.000	ARPA 2021 FED GRANT RE	(\$114,661.88)	(\$480,402.52)	\$0.00	\$0.00	\$0.00
2260.008.911.365020.000	ARPA 2021 LOCAL/PRIVATE	\$0.00	(\$2,500.00)	\$0.00	\$0.00	\$0.00
2260.008.911.410331.351	ARPA 2021 ACCOUNTING S	\$0.00	\$0.00	\$0.00	\$5,320.00	\$0.00
2260.008.911.411230.900	ARPA 2021 BLDG MAINT (DE	\$0.00	\$0.00	\$0.00	\$14,504.00	\$0.00
2260.008.911.420230.900	ARPA 2021 DETENTION BOI	\$0.00	\$0.00	\$0.00	\$185,496.00	\$0.00
2260.008.911.430230.940	ARPA 2021 ROAD EQUIPMT	\$0.00	\$0.00	\$0.00	\$86,938.00	\$0.00
2260.008.911.440100.111	ARPA 2021 P/R PERM FTE	\$38,924.86	\$38,930.07	\$43,887.06	\$0.00	\$0.00
2260.008.911.440100.112	ARPA 2021 P/R TEMP FTE	\$38,500.14	\$52,427.20	\$0.00	\$0.00	\$0.00
2260.008.911.440100.121	ARPA 2021 P/R OVERTIME	\$0.00	\$17,344.97	\$0.00	\$0.00	\$0.00
2260.008.911.440100.141	ARPA 2021 P/R BENEFITS	\$9,085.37	\$22,708.62	\$18,979.97	\$0.00	\$0.00
2260.008.911.440100.212	ARPA 2021 CLEANING-BUIL	\$41.09	\$0.00	\$0.00	\$0.00	\$0.00
2260.008.911.440100.220	ARPA 2021 STORAGE EQUIP	\$0.00	\$0.00	\$0.00	\$4,000.00	\$0.00
2260.008.911.440100.225	ARPA 2021 PPE-STAFF/BLD	\$0.00	\$257.98	\$0.00	\$0.00	\$0.00
2260.008.911.440100.227	ARPA 2021 PH TESTING CO	\$614.91	\$6,269.35	\$0.00	\$425.00	\$0.00
2260.008.911.440100.228	ARPA 2021 PH CONTACT TF	\$0.00	\$1,694.37	\$0.00	\$1,275.27	\$0.00
2260.008.911.440100.229	ARPA 2021 PH VACCINATIO	\$7,119.01	\$15,271.92	\$0.00	\$240.40	\$0.00
2260.008.911.440100.235	ARPA 2021 SOC DIST SUPP	\$0.00	\$48.89	\$0.00	\$0.00	\$0.00
2260.008.911.440100.242	ARPA 2021 TECH -REMOTE	\$0.00	\$4,880.50	\$0.00	\$527.05	\$0.00
2260.008.911.440100.244	ARPA 2021 TECH -VIDEO CO	\$0.00	\$1,206.77	\$0.00	\$0.00	\$0.00
2260.008.911.440100.246	ARPA 2021 TECH -TELEWK	\$0.00	\$343.33	\$0.00	\$0.00	\$0.00
2260.008.911.440100.258	ARPA 2021 OTHER COSTS	\$55.50	\$107,616.89	\$0.00	\$0.00	\$0.00

Park County

Final Budget Revenue & Expenditure Fund Line Item

Fiscal Year: 2023-2024

Print accounts with zero balance Round to whole dollars Account on new page

Exclude inactive accounts with zero balance

From Date: 8/1/2023

To Date: 8/31/2023

Definition: !Final Budget Line Items - FY24

Account	Description	ACTUAL FY21	ACTUAL FY22	AdoptedFY23	YTD FY23	AdoptedFY24
2260.008.911.440100.350	ARPA 2021 MISC PRO SERV	\$0.00	\$3,414.30	\$0.00	\$0.00	\$0.00
2260.008.911.440100.940	ARPA 2021 HEALTH DEPT C	\$20,321.00	\$45,680.00	\$0.00	\$25,389.00	\$0.00
2260.008.911.440430.730	ARPA 2021 FD RES CNTR M	\$0.00	\$49,788.53	\$0.00	\$33,331.47	\$0.00
2260.008.911.440431.730	ARPA 2021 ASPEN CRISIS L	\$0.00	\$10,971.71	\$0.00	\$18,290.64	\$0.00
2260.008.911.440432.730	ARPA 2021 LIVEWELL 49	\$0.00	\$0.00	\$0.00	\$8,016.32	\$0.00
2260.008.911.440433.730	ARPA 2021 COUNTERPOINT	\$0.00	\$6,976.42	\$0.00	\$0.00	\$0.00
2260.008.911.450700.730	ARPA 2021 MEAT PROCESS	\$0.00	\$51,325.00	\$0.00	\$0.00	\$0.00
2260.008.911.460220.930	ARPA 2021 FAIR WATER & S	\$0.00	\$0.00	\$0.00	\$158,818.55	\$0.00
2260.008.911.460221.920	ARPA 2021 FAIR ADA RESTI	\$0.00	\$0.00	\$400,000.00	\$44,308.55	\$429,230.00
2260.008.911.460225.920	ARPA 2021 FAIR BLDG SOL	\$0.00	\$0.00	\$50,000.00	\$0.00	\$82,105.00
2260.008.911.460500.730	ARPA 2021 CC INFRA 2012-	\$0.00	\$0.00	\$0.00	\$2,420.00	\$0.00
2260.008.911.470310.730	ARPA 2021 MSU ECON DEV	\$0.00	\$0.00	\$0.00	\$15,312.34	\$0.00
2260.008.911.470330.730	ARPA 2021 PCCF COMM DE	\$0.00	\$25,000.00	\$0.00	\$0.00	\$0.00
2260.008.911.510300.356	ARPA 2021 ADMIN FEES TO	\$0.00	\$8,002.70	\$0.00	\$0.00	\$0.00
2260.008.911.521000.820	ARPA 2021 TRANS OUT (29-	\$0.00	\$10,000.00	\$0.00	\$12,525.70	\$0.00
2260.008.911.521000.821	ARPA 2021 TRANS OUT (21-	\$0.00	\$0.00	\$0.00	\$3,509.38	\$0.00
2260.009.911.331990.000	ARPA MIN ALLOC FED GRAI	\$0.00	\$0.00	(\$968,874.00)	\$0.00	\$0.00
2260.009.911.331991.000	ARPA MIN ALLOC GRT REV-	\$0.00	\$0.00	\$0.00	(\$195,671.27)	(\$5,000.00)
2260.009.911.331994.000	ARPA MIN ALLOC GRT REV-	\$0.00	(\$25,000.00)	\$0.00	(\$15,090.99)	(\$185,000.00)
2260.009.911.331995.000	ARPA MIN ALLOC GRT REV-	\$0.00	\$0.00	\$0.00	(\$50,144.35)	(\$520,000.00)
2260.009.911.334141.000	ARPA DNRC IRRIGATION GI	\$0.00	(\$10,000.00)	\$0.00	\$0.00	\$0.00
2260.009.911.430590.730	ARPA MIN ALLOC GRT - WIL	\$0.00	\$0.00	\$200,000.00	\$195,671.27	\$5,000.00
2260.009.911.430591.730	ARPA MIN ALLOC GRT - DNI	\$0.00	\$0.00	\$153,305.00	\$0.00	\$0.00
2260.009.911.430592.730	ARPA MIN ALLOC GRT - OTI	\$0.00	\$0.00	\$140,052.00	\$0.00	\$0.00

Park County

Final Budget Revenue & Expenditure Fund Line Item

Fiscal Year: 2023-2024

Print accounts with zero balance Round to whole dollars Account on new page

Exclude inactive accounts with zero balance

From Date: 8/1/2023

To Date: 8/31/2023

Definition: !Final Budget Line Items - FY24

Account	Description	ACTUAL FY21	ACTUAL FY22	AdoptedFY23	YTD FY23	AdoptedFY24
2260.009.911.430690.730	ARPA MIN ALLOC GRT - CO	\$0.00	\$25,000.00	\$200,000.00	\$41,315.99	\$185,000.00
2260.009.911.431500.350	ARPA DNRC IRRIGATION PF	\$0.00	\$10,000.00	\$0.00	\$0.00	\$0.00
2260.009.911.460220.930	ARPA MIN ALLOC GRT - FAI	\$0.00	\$1,099.25	\$275,517.00	\$68,554.39	\$520,000.00
2260.010.911.365020.000	PCCF FLOOD GRANT LOCA	\$0.00	\$0.00	\$0.00	(\$19,390.00)	\$0.00
2260.011.911.334121.000	DNRC CMZ - CHAN MIGR ZN	\$0.00	\$0.00	\$0.00	\$0.00	(\$49,790.00)
2260.011.911.431200.210	DNRC CMZ - CHAN MIGR ZN	\$0.00	\$0.00	\$0.00	\$0.00	\$120.00
2260.011.911.431200.350	DNRC CMZ - CHAN MIGR ZN	\$0.00	\$0.00	\$0.00	\$0.00	\$46,150.00
2260.011.911.431200.356	DNRC CMZ - CHAN MIGR ZN	\$0.00	\$0.00	\$0.00	\$120.00	\$3,520.00
FUND: EMERGENCY DISASTER - 2260		\$12,239.87	\$68,001.28	\$417,605.03	\$512,354.95	\$380,979.00

Park County

Final Budget Revenue & Expenditure Fund Line Item

Fiscal Year: 2023-2024

Print accounts with zero balance Round to whole dollars Account on new page

Exclude inactive accounts with zero balance

From Date: 8/1/2023

To Date: 8/31/2023

Definition: !Final Budget Line Items - FY24

Account	Description	ACTUAL FY21	ACTUAL FY22	AdoptedFY23	YTD FY23	AdoptedFY24
2280.000.000.311010.000	SENIOR CITIZENS RE TAX F	\$0.00	(\$39.52)	\$0.00	(\$19.93)	\$0.00
2280.000.000.311021.000	SENIOR CITIZENS MH TAX F	(\$1.25)	(\$3.92)	\$0.00	(\$2.32)	\$0.00
2280.000.000.312000.000	SENIOR CITIZENS PEN/INT	(\$0.70)	(\$0.91)	\$0.00	(\$24.09)	\$0.00
2280.000.000.335230.000	SENIOR CITIZENS STATE EI	(\$2,439.76)	(\$2,497.01)	(\$2,578.53)	(\$2,578.52)	(\$2,642.80)
2280.000.000.362000.000	SENIOR CITIZENS MISC RE	(\$282.46)	\$0.00	\$0.00	(\$233.58)	\$0.00
2280.000.000.383000.000	SENIOR CITIZENS INTER OF	(\$4,490.00)	(\$3,805.00)	(\$4,100.00)	(\$9,000.00)	(\$5,000.00)
2280.000.049.450310.340	SENIOR CITIZENS -SHIELDS	\$2,407.18	\$2,537.10	\$2,500.00	\$3,768.58	\$2,642.80
2280.000.049.450310.350	SENIOR CITIZENS -SHIELDS	\$4,815.50	\$3,779.18	\$4,000.00	\$7,495.00	\$5,000.00
FUND: SENIOR CITIZENS - 2280		\$8.51	(\$30.08)	(\$178.53)	(\$594.86)	\$0.00

Park County

Final Budget Revenue & Expenditure Fund Line Item

Fiscal Year: 2023-2024

Print accounts with zero balance Round to whole dollars Account on new page

Exclude inactive accounts with zero balance

From Date: 8/1/2023

To Date: 8/31/2023

Definition: !Final Budget Line Items - FY24

Account	Description	ACTUAL FY21	ACTUAL FY22	AdoptedFY23	YTD FY23	AdoptedFY24
2281.000.000.311010.000	ANGELINE RE TAX REVENU	(\$119,295.63)	(\$122,257.42)	(\$129,029.00)	(\$126,715.63)	(\$133,502.00)
2281.000.000.311021.000	ANGELINE MH TAX REVENU	(\$296.62)	(\$331.38)	\$0.00	(\$371.39)	\$0.00
2281.000.000.311022.000	ANGELINE PERS PROP TAX	(\$735.91)	(\$597.74)	\$0.00	(\$598.66)	\$0.00
2281.000.000.312000.000	ANGELINE PEN/INT DEL TA	(\$256.31)	(\$443.74)	\$0.00	(\$382.50)	\$0.00
2281.000.000.331160.000	ANGELINE FEDERAL GRAN	(\$3,300.00)	(\$3,300.00)	(\$3,300.00)	(\$3,300.00)	(\$3,300.00)
2281.000.000.335230.000	ANGELINE STATE ENTITLEM	(\$6,029.36)	(\$6,170.81)	(\$6,372.31)	(\$6,372.32)	(\$6,531.12)
2281.000.000.365010.000	ANGELINE PRIVATE DONAT	(\$2,607.05)	(\$2,689.25)	(\$2,500.00)	(\$3,478.64)	(\$3,000.00)
2281.000.000.382010.000	ANGELINE SALE OF FIXED	\$0.00	\$0.00	\$0.00	(\$3,500.00)	\$0.00
2281.000.000.383011.000	ANGELINE HEALTH INS TRF	(\$10,359.60)	(\$11,602.76)	(\$12,610.75)	(\$12,610.76)	(\$14,458.75)
2281.000.117.450300.111	ANGELINE P/R PERM FTE	\$59,520.33	\$62,332.60	\$79,165.96	\$73,738.20	\$82,037.28
2281.000.117.450300.112	ANGELINE P/R TEMP FTE	\$600.76	\$430.50	\$2,500.00	\$0.00	\$2,500.00
2281.000.117.450300.113	ANGELINE P/R ADMIN LEAV	\$464.70	\$0.00	\$0.00	\$0.00	\$0.00
2281.000.117.450300.121	ANGELINE P/R OT	\$0.00	\$0.00	\$0.00	\$26.07	\$0.00
2281.000.117.450300.130	ANGELINE PR SICK/VAC PA	\$0.00	\$0.00	\$8,490.26	\$6,409.57	\$0.00
2281.000.117.450300.141	ANGELINE P/R BENEFITS	\$28,061.32	\$27,500.29	\$33,284.57	\$32,411.23	\$33,899.71
2281.000.117.450300.143	ANGELINE ADMIN LEAVE P/	\$244.21	\$0.00	\$0.00	\$0.00	\$0.00
2281.000.117.450300.147	ANGELINE P/R CELL PHONE	\$840.00	\$1,212.80	\$1,958.40	\$1,958.40	\$1,958.40
2281.000.117.450300.210	ANGELINE OFFICE SUPPLIE	\$196.24	\$193.49	\$500.00	\$171.96	\$2,400.00
2281.000.117.450300.220	ANGELINE OPERATING SUF	\$446.34	\$428.02	\$700.00	\$752.73	\$2,500.00
2281.000.117.450300.231	ANGELINE FUEL GAS/OIL/D	\$2,376.96	\$3,544.99	\$6,000.00	\$3,568.06	\$5,500.00
2281.000.117.450300.312	ANGELINE POSTAGE	\$3.11	\$2.89	\$20.00	\$4.20	\$20.00
2281.000.117.450300.342	ANGELINE TELEPHONE	\$1,094.27	\$951.95	\$1,000.00	\$843.30	\$1,000.00
2281.000.117.450300.350	ANGELINE PROFESSIONAL	\$150.00	\$245.00	\$500.00	\$1,169.33	\$1,000.00
2281.000.117.450300.356	ANGELINE ADMINISTRATIV	\$6,500.00	\$6,500.00	\$6,500.00	\$6,500.00	\$6,500.00

Park County

Final Budget Revenue & Expenditure Fund Line Item

Fiscal Year: 2023-2024

Print accounts with zero balance Round to whole dollars Account on new page

Exclude inactive accounts with zero balance

From Date: 8/1/2023

To Date: 8/31/2023

Definition: !Final Budget Line Items - FY24

Account	Description	ACTUAL FY21	ACTUAL FY22	AdoptedFY23	YTD FY23	AdoptedFY24
2281.000.117.450300.360	ANGELINE REPAIR & MAINT	\$2,161.82	\$1,058.18	\$6,000.00	\$1,922.11	\$5,500.00
2281.000.117.450300.370	ANGELINE TRAVEL	\$0.00	\$0.00	\$500.00	\$0.00	\$500.00
2281.000.117.450300.380	ANGELINE TRAINING	\$0.00	\$0.00	\$750.00	\$0.00	\$750.00
2281.000.117.450300.530	ANGELINE BUILDING RENT	\$1,026.00	\$0.00	\$5,000.00	\$0.00	\$5,160.00
2281.000.117.521000.820	ANGELINE TRANSFER TO C	\$20,000.00	\$40,000.00	\$20,000.00	\$20,000.00	\$25,000.00
FUND: ANGELLINE - 2281		(\$19,194.42)	(\$2,992.39)	\$19,057.13	(\$7,854.74)	\$15,433.52

Park County

Final Budget Revenue & Expenditure Fund Line Item

Fiscal Year: 2023-2024

Print accounts with zero balance Round to whole dollars Account on new page

Exclude inactive accounts with zero balance

From Date: 8/1/2023

To Date: 8/31/2023

Definition: !Final Budget Line Items - FY24

Account	Description	ACTUAL FY21	ACTUAL FY22	AdoptedFY23	YTD FY23	AdoptedFY24
2285.000.000.334040.000	PC TRANSIT MDT TRANSAC	(\$7,211.00)	(\$4,807.00)	(\$13,996.00)	(\$13,996.00)	(\$26,222.00)
2285.000.000.334155.000	PC TRANSIT STATE GRANT	(\$159,648.88)	(\$70,006.00)	(\$80,507.00)	(\$71,606.00)	(\$88,558.00)
2285.000.000.334157.000	PC TRANSIT MDT RTAP GR	(\$325.00)	(\$114.24)	\$0.00	(\$2,466.12)	\$0.00
2285.000.000.334160.000	PC TRANSIT CIP STATE GR	(\$57,901.15)	\$0.00	(\$51,622.00)	\$0.00	\$0.00
2285.000.000.337000.000	PC TRANSIT COL GOVT GR	\$0.00	\$0.00	\$0.00	\$0.00	(\$5,000.00)
2285.000.000.343999.000	PC TRANSIT SPECIAL EVEN	\$0.00	(\$1,056.50)	(\$500.00)	(\$928.00)	(\$1,000.00)
2285.000.000.362000.000	PC TRANSIT MISC REVENU	(\$45.00)	\$0.00	\$0.00	\$0.00	(\$1,000.00)
2285.000.000.365000.000	PC TRANSIT LOCAL CONTR	(\$36,659.61)	(\$41,173.38)	(\$40,000.00)	(\$41,152.77)	(\$40,000.00)
2285.000.000.365020.000	PC TRANSIT LOCAL/PRIVAT	\$0.00	(\$1,500.00)	(\$5,000.00)	\$0.00	(\$2,000.00)
2285.000.000.383000.000	PC TRANSIT TRANSFER IN	(\$8,225.00)	(\$5,000.00)	(\$5,000.00)	(\$5,000.00)	(\$19,086.82)
2285.000.000.383011.000	PC TRANSIT HEALTH INS TI	(\$5,801.39)	(\$7,458.92)	(\$8,106.91)	(\$8,106.92)	(\$8,262.14)
2285.000.901.450301.111	PC TRANSIT OPER P/R PER	\$49,268.02	\$60,576.86	\$60,980.85	\$65,072.07	\$58,000.00
2285.000.901.450301.112	PC TRANSIT OPER P/R SPE	\$0.00	\$170.00	\$0.00	\$698.25	\$500.00
2285.000.901.450301.121	PC TRANSIT OPER P/R OT	\$0.00	\$272.47	\$0.00	\$0.00	\$0.00
2285.000.901.450301.130	PC TRANSIT OPER P/R SICI	\$631.58	\$521.20	\$0.00	\$568.52	\$0.00
2285.000.901.450301.141	PC TRANSIT OPER P/R BEN	\$16,518.04	\$12,378.51	\$12,269.39	\$14,501.93	\$11,700.00
2285.000.901.450301.200	PC TRANSIT OPER SUPPLIE	\$10,662.83	\$305.16	\$0.00	\$271.24	\$1,130.00
2285.000.901.450301.230	PC TRANSIT OPER OTHER	\$0.00	\$1,500.00	\$0.00	\$5,074.40	\$1,000.00
2285.000.901.450301.231	PC TRANSIT OPER FUEL & I	\$10,916.48	\$16,508.56	\$0.00	\$13,072.15	\$14,000.00
2285.000.901.450301.330	PC TRANSIT OPER ADVERT	\$0.00	\$203.50	\$0.00	\$291.60	\$1,000.00
2285.000.901.450301.340	PUBLIC TRANSIT	\$0.00	\$0.00	\$0.00	\$955.69	\$0.00
2285.000.901.450301.342	PC TRANSIT OPER DRVR/D	\$0.00	\$0.00	\$0.00	\$188.58	\$1,200.00
2285.000.901.450301.350	PC TRANSIT OPER CUSTOD	\$674.94	\$632.98	\$0.00	\$800.00	\$1,000.00
2285.000.901.450301.370	PUBLIC TRANSIT OPER TR	\$0.00	\$0.00	\$0.00	\$49.50	\$0.00

Park County

Final Budget Revenue & Expenditure Fund Line Item

Fiscal Year: 2023-2024

Print accounts with zero balance
 Round to whole dollars
 Account on new page
 Exclude inactive accounts with zero balance
 Definition: !Final Budget Line Items - FY24

From Date: 8/1/2023

To Date: 8/31/2023

Account	Description	ACTUAL FY21	ACTUAL FY22	AdoptedFY23	YTD FY23	AdoptedFY24
2285.000.901.450301.530	PC TRANSIT OPER FACILITI	\$355.17	\$0.00	\$0.00	\$0.00	\$0.00
2285.000.902.450301.111	PC TRANSIT ADMIN P/R PEF	\$28,190.49	\$32,290.57	\$41,041.72	\$34,932.71	\$35,000.00
2285.000.902.450301.141	PC TRANSIT ADMIN P/R BEI	\$7,818.72	\$6,983.76	\$18,996.47	\$7,929.26	\$8,000.00
2285.000.902.450301.147	PC TRANSIT P/R CELL PHOI	\$1,259.20	\$374.00	\$840.00	\$840.00	\$840.00
2285.000.902.450301.200	PC TRANSIT ADMIN OFFICE	\$1,678.79	\$1,513.22	\$0.00	\$5,511.24	\$700.00
2285.000.902.450301.312	PC TRANSIT ADMIN POSTA	\$437.97	\$45.44	\$0.00	\$0.00	\$50.00
2285.000.902.450301.330	PC TRANSIT PROMO FOR C	\$384.00	\$0.00	\$0.00	\$0.00	\$0.00
2285.000.902.450301.336	PC TRANSIT ADMIN DUES &	\$0.00	\$185.00	\$0.00	\$150.00	\$200.00
2285.000.902.450301.340	PC TRANSIT ADMIN UTILITII	\$0.00	\$0.00	\$0.00	\$544.76	\$1,200.00
2285.000.902.450301.350	PC TRANSIT ADMIN PRO &	\$1,455.82	\$1,381.01	\$0.00	\$1,221.43	\$750.00
2285.000.902.450301.353	PC TRANSIT ADMIN EXP	\$0.00	\$0.00	\$0.00	\$0.00	\$1,700.00
2285.000.902.450301.359	PC TRANSIT ADMIN DRUG T	\$0.00	\$0.00	\$0.00	\$0.00	\$600.00
2285.000.902.450301.370	PC TRANSIT ADMIN TRAVEI	\$1,591.93	\$1,613.35	\$0.00	\$1,570.64	\$850.00
2285.000.902.450301.530	PC TRANSIT ADMIN OFFICE	\$1,500.00	\$0.00	\$0.00	\$0.00	\$0.00
2285.000.903.450301.360	PC TRANSIT BUS REPAIRS	\$8,047.59	\$4,909.43	\$0.00	\$4,296.27	\$6,400.00
2285.000.904.450301.900	PC TRANSIT CIP GRT CAP E	\$68,119.00	\$0.00	\$0.00	\$0.00	\$0.00
2285.001.118.450301.111	PC TRANSIT SKI SHUTTLE F	\$0.00	\$0.00	\$3,825.00	\$0.00	\$0.00
2285.001.118.450301.141	PC TRANSIT SKI SHUTTLE F	\$0.00	\$0.00	\$876.99	\$0.00	\$0.00
2285.002.911.331990.000	PC TRANSIT CARES FED RE	(\$23,692.40)	(\$226,174.45)	(\$1,150,000.00)	(\$1,068,002.78)	(\$200,000.00)
2285.002.911.450301.350	PC TRANSIT CARES CIP PR	\$0.00	\$0.00	\$0.00	\$364,072.98	\$0.00
2285.002.911.450301.900	PC TRANSIT CARES CIP EX	\$23,692.40	\$226,173.95	\$1,150,000.00	\$701,146.78	\$200,000.00
2285.003.000.334157.000	PC RTAP TRANSIT RTAP GF	\$0.00	(\$27,123.00)	\$0.00	(\$39,049.54)	\$0.00
2285.003.901.450301.111	PC RTAP TRANSIT OPER P/	\$0.00	\$8,951.00	\$0.00	\$16,022.18	\$0.00
2285.003.901.450301.141	PC RTAP TRANSIT OPER P/	\$0.00	\$1,685.84	\$0.00	\$3,169.13	\$0.00

Park County

Final Budget Revenue & Expenditure Fund Line Item

Fiscal Year: 2023-2024

Print accounts with zero balance Round to whole dollars Account on new page

Exclude inactive accounts with zero balance

From Date: 8/1/2023

To Date: 8/31/2023

Definition: !Final Budget Line Items - FY24

Account	Description	ACTUAL FY21	ACTUAL FY22	AdoptedFY23	YTD FY23	AdoptedFY24
2285.003.901.450301.200	PC RTAP TRANSIT OPER SI	\$0.00	\$727.42	\$0.00	\$2,823.43	\$0.00
2285.003.901.450301.230	PC RTAP TRANSIT OPER O	\$0.00	\$753.13	\$0.00	\$2,244.85	\$0.00
2285.003.901.450301.231	PC RTAP TRANSIT OPER FU	\$0.00	\$1,759.18	\$0.00	\$4,678.60	\$0.00
2285.003.901.450301.312	PC RTAP TRANSIT POSTAG	\$0.00	\$66.52	\$0.00	\$0.00	\$0.00
2285.003.901.450301.320	PC RTAP TRANSIT PRINTIN	\$0.00	\$691.18	\$0.00	\$0.00	\$0.00
2285.003.901.450301.330	PC RTAP TRANSIT ADVERT	\$0.00	\$3,249.16	\$0.00	\$1,216.56	\$0.00
2285.003.901.450301.360	PC RTAP TRANSIT BUS REF	\$0.00	\$1,073.46	\$0.00	\$5,274.64	\$0.00
2285.003.902.450301.111	PC RTAP TRANSIT ADMIN P	\$0.00	\$2,261.77	\$0.00	\$2,854.76	\$0.00
2285.003.902.450301.141	PC RTAP TRANSIT ADMIN P	\$0.00	\$490.93	\$0.00	\$647.71	\$0.00
2285.004.000.337000.000	TBID TRANSIT TBID GRT RE	\$0.00	(\$7,500.00)	(\$7,500.00)	\$0.00	\$0.00
2285.004.901.450301.111	TBID TRANSIT OPER P/R PE	\$0.00	\$240.00	\$2,880.00	\$2,404.50	\$0.00
2285.004.901.450301.141	TBID TRANSIT OPER P/R BE	\$0.00	\$38.52	\$648.00	\$457.09	\$0.00
2285.004.901.450301.231	TBID TRANSIT OPER FUEL	\$0.00	\$185.90	\$1,460.00	\$519.20	\$0.00
2285.004.901.450301.330	TBID TRANSIT ADVERTISIN	\$0.00	\$1,119.37	\$1,600.00	\$0.00	\$0.00
2285.004.902.450301.111	TBID TRANSIT ADMIN P/R P	\$0.00	\$124.41	\$678.00	\$118.75	\$0.00
2285.004.902.450301.141	TBID TRANSIT ADMIN P/R B	\$0.00	\$27.03	\$232.00	\$26.92	\$0.00
2285.005.000.334155.000	PC TRANSIT-EXPANDED SV	\$0.00	\$0.00	\$0.00	\$0.00	(\$23,697.20)
2285.005.901.450301.111	PC TRANSIT-EXPANDED SV	\$0.00	\$0.00	\$0.00	\$3,608.85	\$14,400.00
2285.005.901.450301.141	PC TRANSIT-EXPANDED SV	\$0.00	\$0.00	\$0.00	\$765.59	\$2,600.00
2285.005.901.450301.200	PC TRANSIT-EXPANDED SV	\$0.00	\$0.00	\$0.00	\$86.27	\$0.00
2285.005.901.450301.231	PC TRANSIT-EXPANDED SV	\$0.00	\$0.00	\$0.00	\$1,867.80	\$7,500.00
2285.005.901.450301.342	PC TRANSIT-EXPANDED SV	\$0.00	\$0.00	\$0.00	\$0.00	\$380.00
2285.005.901.450301.350	PC TRANSIT-EXPANDED SV	\$0.00	\$0.00	\$0.00	\$60.00	\$0.00
2285.005.902.450301.111	PC TRANSIT-EXPANDED SV	\$0.00	\$0.00	\$0.00	\$712.50	\$3,000.00

Park County

Final Budget Revenue & Expenditure Fund Line Item

Fiscal Year: 2023-2024

Print accounts with zero balance
 Round to whole dollars
 Account on new page

Exclude inactive accounts with zero balance

From Date: 8/1/2023

To Date: 8/31/2023

Definition: !Final Budget Line Items - FY24

Account	Description	ACTUAL FY21	ACTUAL FY22	AdoptedFY23	YTD FY23	AdoptedFY24
2285.005.902.450301.141	PC TRANSIT-EXPANDED SV	\$0.00	\$0.00	\$0.00	\$161.79	\$650.00
2285.005.902.450301.200	PC TRANSIT-EXPANDED SV	\$0.00	\$0.00	\$0.00	\$47.32	\$0.00
2285.005.903.450301.360	PC TRANSIT-EXPANDED SV	\$0.00	\$0.00	\$0.00	\$641.05	\$2,500.00
FUND: PK COUNTY TRANSIT - 2285		(\$66,306.46)	\$70.30	(\$65,903.49)	\$23,861.36	(\$37,976.16)

Park County

Final Budget Revenue & Expenditure Fund Line Item

Fiscal Year: 2023-2024

Print accounts with zero balance Round to whole dollars Account on new page

Exclude inactive accounts with zero balance

From Date: 8/1/2023

To Date: 8/31/2023

Definition: !Final Budget Line Items - FY24

Account	Description	ACTUAL FY21	ACTUAL FY22	AdoptedFY23	YTD FY23	AdoptedFY24
2300.000.000.311010.000	SHERIFF RE TAX REVENUE	(\$1,525,148.56)	(\$1,599,495.83)	(\$1,720,615.00)	(\$1,689,870.41)	(\$1,808,550.00)
2300.000.000.311021.000	SHERIFF MH TAX REVENUE	(\$3,845.97)	(\$4,354.08)	\$0.00	(\$4,961.54)	\$0.00
2300.000.000.311022.000	SHERIFF PERS PROP TAX F	(\$9,360.11)	(\$7,890.37)	\$0.00	(\$7,973.38)	\$0.00
2300.000.000.312000.000	SHERIFF PEN/INT DEL TAX	(\$3,286.99)	(\$5,999.68)	(\$5,000.00)	(\$5,195.59)	(\$5,000.00)
2300.000.000.314150.000	GEN FUND MARIJUANA EXC	\$0.00	(\$5,950.53)	\$0.00	(\$43,481.10)	(\$40,000.00)
2300.000.000.322011.000	SHERIFF LIQUOR LIC	(\$2,625.00)	(\$5,985.00)	(\$2,000.00)	(\$7,770.00)	(\$3,000.00)
2300.000.000.331080.000	SHERIFF -FOREST SERVICE	(\$1,658.28)	(\$75.79)	(\$5,500.00)	\$0.00	(\$5,500.00)
2300.000.000.331110.000	SHERIFF FEDERAL DISAST	\$0.00	(\$14,937.89)	\$0.00	\$0.00	\$0.00
2300.000.000.331990.000	SHERIFF CARES FED REV	(\$653,959.71)	\$0.00	\$0.00	\$0.00	\$0.00
2300.000.000.334011.000	SHERIFF STATE GRANT RE	(\$1,324.56)	(\$469.35)	\$0.00	(\$686.32)	\$0.00
2300.000.000.335230.000	SHERIFF STATE ENTITLEM	(\$129,991.68)	(\$133,040.53)	(\$137,385.18)	(\$137,385.20)	(\$140,809.07)
2300.000.000.342010.000	SHERIFF RODEO DEPUTY C	\$0.00	\$0.00	(\$2,000.00)	\$0.00	(\$2,000.00)
2300.000.000.342011.000	SHERIFF FEES	(\$12,574.53)	(\$11,909.50)	(\$11,000.00)	(\$13,928.50)	(\$12,000.00)
2300.000.000.342012.000	SHERIFF BOARD PRIS	(\$68,020.91)	(\$75,442.02)	(\$60,000.00)	(\$71,214.39)	(\$70,000.00)
2300.000.000.342013.000	SHERIFF OTHER CHARGES	(\$1,907.03)	(\$7,379.83)	(\$3,000.00)	(\$1,829.47)	(\$3,000.00)
2300.000.000.342016.000	SHERIFF FINGERPRINT FEE	(\$3,030.00)	(\$4,625.00)	(\$1,500.00)	(\$3,950.00)	(\$2,500.00)
2300.000.000.342019.000	SHERIFF OTHER FEES	(\$1,195.50)	(\$489.33)	\$0.00	(\$1,127.81)	\$0.00
2300.000.000.342040.000	SHERIFF -CLYDE PARK INT	(\$5,500.00)	(\$5,500.00)	(\$5,500.00)	(\$5,500.00)	(\$5,500.00)
2300.000.000.342112.000	SHERIFF CONCEAL WEAPC	(\$19,300.00)	(\$8,350.00)	(\$12,000.00)	(\$11,350.00)	(\$10,000.00)
2300.000.000.362000.000	SHERIFF OTHER MISC REV	(\$3,525.20)	(\$14,218.81)	(\$4,500.00)	(\$4,887.08)	(\$4,500.00)
2300.000.000.365000.000	SHERIFF CONTRIBUTIONS	(\$20.09)	(\$4.58)	\$0.00	\$0.00	\$0.00
2300.000.000.382010.000	SHERIFF SALE OF FIXED AS	(\$3,637.95)	(\$30,105.00)	(\$5,000.00)	(\$19,775.00)	(\$5,000.00)
2300.000.000.382020.000	SHERIFF INSURANCE PROC	(\$13,157.40)	(\$19,452.35)	(\$100.00)	(\$18,133.56)	(\$1,000.00)
2300.000.000.383000.000	SHERIFF INTER OP TRANSF	(\$349,200.00)	(\$574,585.00)	(\$994,000.00)	(\$1,014,000.00)	(\$725,000.00)

Park County

Final Budget Revenue & Expenditure Fund Line Item

Fiscal Year: 2023-2024

Print accounts with zero balance
 Round to whole dollars
 Account on new page
 Exclude inactive accounts with zero balance
 Definition: !Final Budget Line Items - FY24

From Date: 8/1/2023

To Date: 8/31/2023

Account	Description	ACTUAL FY21	ACTUAL FY22	AdoptedFY23	YTD FY23	AdoptedFY24
2300.000.000.383011.000	SHERIFF HEALTH INS TRAN	(\$203,048.16)	(\$207,192.00)	(\$225,192.00)	(\$225,192.00)	(\$253,028.16)
2300.000.000.383015.000	SHERIFF RETIREMENT TRA	(\$41,350.00)	(\$45,412.90)	(\$42,600.00)	\$0.00	(\$54,000.00)
2300.000.000.383020.000	SHERIFF JUSTICE CT SHAR	(\$42,231.39)	(\$42,770.69)	(\$40,000.00)	(\$39,074.96)	(\$40,000.00)
2300.000.018.420110.111	SHERIFF P/R PERM FTE	\$764,622.96	\$831,049.37	\$996,906.15	\$954,696.64	\$967,690.01
2300.000.018.420110.112	SHERIFF P/R TEMP FTE	\$9,434.00	\$0.00	\$0.00	\$0.00	\$62,584.74
2300.000.018.420110.113	SHERIFF P/R ADMIN LEAVE	\$4,773.11	\$0.00	\$0.00	\$0.00	\$0.00
2300.000.018.420110.121	SHERIFF P/R OT	\$106,145.29	\$126,405.24	\$100,000.00	\$175,641.72	\$100,000.00
2300.000.018.420110.130	SHERIFF P/R SICK/VAC PAY	\$0.00	\$17,815.60	\$10,000.00	\$35,721.29	\$0.00
2300.000.018.420110.141	SHERIFF P/R BENEFITS	\$373,757.88	\$382,839.37	\$445,566.03	\$447,539.39	\$469,432.94
2300.000.018.420110.143	SHERIFF ADMIN LEAVE P/R	\$2,452.50	\$0.00	\$0.00	\$0.00	\$0.00
2300.000.018.420110.149	SHERIFF P/R UNIFORM ALL	\$12,634.37	\$12,276.23	\$14,325.00	\$12,753.73	\$16,235.00
2300.000.018.420110.210	SHERIFF OFFICE SUPPLIES	\$259.99	\$480.95	\$0.00	\$1,354.12	\$0.00
2300.000.018.420110.220	SHERIFF OPERATING SUPP	\$62,704.27	\$61,334.92	\$50,000.00	\$64,265.52	\$60,000.00
2300.000.018.420110.227	SHERIFF FIREARM SUPPLIE	\$9,695.98	\$21,845.20	\$10,000.00	\$12,472.30	\$10,000.00
2300.000.018.420110.231	SHERIFF FUEL, GAS, DIESEL	\$95,387.23	\$125,210.56	\$120,000.00	\$128,231.51	\$120,000.00
2300.000.018.420110.232	SHERIFF MOTOR VEHICLE I	\$2,452.63	\$2,006.36	\$2,000.00	\$1,982.91	\$2,000.00
2300.000.018.420110.310	SHERIFF COMM/TRANSP/EC	\$72,214.82	\$2,044.50	\$5,000.00	\$8,210.90	\$5,000.00
2300.000.018.420110.312	SHERIFF POSTAGE	\$1,403.43	\$1,302.55	\$1,500.00	\$1,693.91	\$1,500.00
2300.000.018.420110.331	SHERIFF PUBLICATION OF	\$262.00	\$0.00	\$500.00	\$0.00	\$500.00
2300.000.018.420110.340	SHERIFF UTILITY SERVICES	\$1,061.14	\$3,046.89	\$2,500.00	\$1,084.81	\$2,500.00
2300.000.018.420110.342	SHERIFF TELEPHONE	\$11,640.18	\$11,421.85	\$12,000.00	\$11,545.02	\$12,000.00
2300.000.018.420110.350	SHERIFF PROFESSIONAL S	\$29,289.55	\$41,872.03	\$20,000.00	\$20,803.11	\$20,000.00
2300.000.018.420110.351	SHERIFF NEW HIRE SERVIC	\$1,528.00	\$1,665.20	\$4,000.00	\$3,693.00	\$4,000.00
2300.000.018.420110.352	SHERIFF DRUG DOG EXPEI	\$5,361.46	\$1,955.93	\$0.00	\$0.00	\$0.00

Park County

Final Budget Revenue & Expenditure Fund Line Item

Fiscal Year: 2023-2024

Print accounts with zero balance Round to whole dollars Account on new page

Exclude inactive accounts with zero balance

From Date: 8/1/2023

To Date: 8/31/2023

Definition: !Final Budget Line Items - FY24

Account	Description	ACTUAL FY21	ACTUAL FY22	AdoptedFY23	YTD FY23	AdoptedFY24
2300.000.018.420110.353	SHERIFF DRUG DOG EQUIP	\$2,548.36	\$0.00	\$0.00	\$0.00	\$0.00
2300.000.018.420110.356	SHERIFF TOUGHBOOKS AN	\$53,614.61	\$50,820.60	\$60,000.00	\$31,921.04	\$60,000.00
2300.000.018.420110.360	SHERIFF VEHICLE MAINT/R	\$38,076.91	\$63,833.59	\$40,000.00	\$82,356.87	\$40,000.00
2300.000.018.420110.370	SHERIFF TRAVEL	\$3,084.27	\$5,552.85	\$4,500.00	\$6,470.73	\$4,500.00
2300.000.018.420110.380	SHERIFF TRAINING SERVIC	\$12,038.93	\$5,763.00	\$10,000.00	\$8,473.01	\$10,000.00
2300.000.018.420110.530	SHERIFF BLDG & EQUIPMEI	\$16,000.00	\$3,144.03	\$22,300.00	\$49,215.00	\$22,300.00
2300.000.018.420110.533	SHERIFF GETAC LEASE	\$0.00	\$29,389.98	\$27,500.00	\$151.07	\$27,500.00
2300.000.018.420110.610	SHERIFF PRINCIPAL	\$0.00	\$16,258.68	\$0.00	\$0.00	\$0.00
2300.000.018.420110.620	SHERIFF INTEREST	\$0.00	\$2,941.32	\$0.00	\$0.00	\$0.00
2300.000.018.420110.940	SHERIFF CAPITAL OUTLAY	\$37,000.00	\$171,945.82	\$375,000.00	\$228,614.46	\$150,000.00
2300.000.018.521000.820	SHERIFF INTERFUND TRAN	\$4,508.05	\$606.32	\$0.00	\$0.00	\$0.00
2300.000.018.521000.821	SHERIFF INTERFUND TRAN	\$832,508.37	\$30,000.00	\$63,000.00	\$63,000.00	\$58,000.00
2300.000.019.420182.200	SHERIFF CONCEALED SUPP	\$1,004.58	\$6,459.39	\$3,500.00	\$1,050.27	\$3,500.00
2300.000.019.420182.220	CONCEALED WEAPONS	\$0.00	\$744.00	\$0.00	(\$0.72)	\$0.00
2300.000.019.420182.362	SHERIFF CONCEALED OFFI	\$2,751.73	\$0.00	\$0.00	\$23.99	\$0.00
2300.000.019.420182.530	SHERIFF CONCEALED EQU	\$301.40	\$0.00	\$0.00	\$0.00	\$0.00
2300.000.019.420183.111	SHERIFF COMMUNITY SER	\$1,339.20	\$148.40	\$0.00	\$0.00	\$0.00
2300.000.019.420183.141	SHERIFF COMMUNITY SER	\$697.12	\$280.85	\$0.00	\$59.58	\$0.00
2300.000.019.420230.111	SHERIFF JAIL P/R PERM FT	\$388,871.33	\$401,792.83	\$557,057.94	\$488,813.41	\$549,829.60
2300.000.019.420230.113	SHERIFF JAIL P/R ADMIN LE	\$2,782.25	\$0.00	\$0.00	\$0.00	\$0.00
2300.000.019.420230.121	SHERIFF JAIL P/R OT	\$23,475.06	\$35,349.21	\$22,000.00	\$37,973.78	\$22,000.00
2300.000.019.420230.130	SHERIFF JAIL P/R SICK/VAC	\$3,493.91	\$2,023.53	\$0.00	\$215.52	\$0.00
2300.000.019.420230.141	SHERIFF JAIL P/R BENEFIT	\$197,132.67	\$183,325.08	\$261,011.50	\$219,209.85	\$266,136.39
2300.000.019.420230.143	SHERIFF JAIL ADMIN LEAVE	\$1,737.46	\$0.00	\$0.00	\$0.00	\$0.00

Park County

Final Budget Revenue & Expenditure Fund Line Item

Fiscal Year: 2023-2024

Print accounts with zero balance Round to whole dollars Account on new page

Exclude inactive accounts with zero balance

From Date: 8/1/2023

To Date: 8/31/2023

Definition: !Final Budget Line Items - FY24

Account	Description	ACTUAL FY21	ACTUAL FY22	AdoptedFY23	YTD FY23	AdoptedFY24
2300.000.019.420230.149	SHERIFF JAIL P/R UNIFORM	\$6,717.52	\$6,889.40	\$7,067.50	\$8,843.75	\$7,067.50
2300.000.019.420230.210	SHERIFF JAIL OFFICE SUPP	\$245.32	\$700.12	\$500.00	\$584.85	\$500.00
2300.000.019.420230.220	SHERIFF JAIL OPERATING S	\$18,573.04	\$14,984.14	\$17,000.00	\$25,039.52	\$19,700.00
2300.000.019.420230.223	SHERIFF JAIL FOOD	\$44,745.63	\$48,953.17	\$62,000.00	\$57,929.21	\$62,000.00
2300.000.019.420230.245	SHERIFF JAIL PRISONER PF	\$325.00	\$0.00	\$0.00	\$0.00	\$0.00
2300.000.019.420230.315	SHERIFF JAIL BOARD PRISC	\$26,442.68	\$29,775.00	\$50,000.00	\$10,407.00	\$50,000.00
2300.000.019.420230.330	SHERIFF JAIL PUBLICITY/ST	\$0.00	\$0.00	\$0.00	\$549.14	\$0.00
2300.000.019.420230.340	SHERIFF JAIL UTILITY SERV	\$879.22	\$798.80	\$1,500.00	\$958.56	\$1,500.00
2300.000.019.420230.342	SHERIFF JAIL TELEPHONE	\$1,248.72	\$1,483.16	\$1,500.00	\$1,550.31	\$1,500.00
2300.000.019.420230.350	SHERIFF JAIL PROFESSION	\$5,815.58	\$39,943.21	\$3,000.00	\$9,537.10	\$3,000.00
2300.000.019.420230.351	SHERIFF JAIL INMATE MEDI	\$39,759.00	\$61,538.88	\$30,000.00	\$44,788.27	\$40,000.00
2300.000.019.420230.353	SHERIFF JAIL NEW HIRE SV	\$0.00	\$0.00	\$0.00	\$3,114.00	\$0.00
2300.000.019.420230.360	SHERIFF JAIL MAINT. & REF	\$1,307.81	\$1,081.90	\$1,500.00	\$1,227.52	\$1,500.00
2300.000.019.420230.361	SHERIFF JAIL VEHICLE REF	\$796.27	\$2,682.09	\$2,500.00	\$1,723.09	\$2,500.00
2300.000.019.420230.365	SHERIFF JAIL TECH SERVIC	\$1,509.00	\$1,164.00	\$1,500.00	\$2,629.06	\$1,500.00
2300.000.019.420230.370	SHERIFF JAIL TRAVEL	\$46.00	\$846.03	\$300.00	\$75.00	\$300.00
2300.000.019.420230.380	SHERIFF JAIL TRAINING SE	\$1,702.00	\$975.00	\$2,000.00	\$752.00	\$2,000.00
2300.000.019.420230.533	SHERIFF JAIL MACH & EQU	\$2,307.76	\$1,380.00	\$1,400.00	\$1,380.00	\$1,400.00
2300.000.019.420230.900	SHERIFF JAIL CAPITAL OUT	\$0.00	\$0.00	\$11,200.00	\$12,300.00	\$5,000.00
2300.001.019.420230.351	SHERIFF COPS IV BEH HLTI	\$0.00	\$42.48	\$0.00	\$0.00	\$0.00
2300.002.018.420110.111	SHERIFF COPS P/R PERM F	\$21,446.63	\$0.00	\$0.00	\$0.00	\$0.00
2300.002.018.420110.121	SHERIFF COPS P/R O/T	\$2,641.79	\$0.00	\$0.00	\$0.00	\$0.00
2300.002.018.420110.141	SHERIFF COPS P/R BENEFIT	\$10,248.76	\$0.00	\$0.00	\$0.00	\$0.00
2300.002.018.420110.149	SHERIFF COPS P/R UNIFORM	\$358.14	\$0.00	\$0.00	\$0.00	\$0.00

Park County

Final Budget Revenue & Expenditure Fund Line Item

Fiscal Year: 2023-2024

Print accounts with zero balance Round to whole dollars Account on new page

Exclude inactive accounts with zero balance

From Date: 8/1/2023

To Date: 8/31/2023

Definition: !Final Budget Line Items - FY24

Account	Description	ACTUAL FY21	ACTUAL FY22	AdoptedFY23	YTD FY23	AdoptedFY24
2300.003.000.331020.000	SHERIFF COPS II FED GRA	(\$47,367.20)	(\$9,675.52)	\$0.00	\$0.00	\$0.00
2300.003.018.420110.111	SHERIFF COPS II P/R PERM	\$47,884.24	\$49,217.42	\$62,872.89	\$63,281.28	\$0.00
2300.003.018.420110.121	SHERIFF COPS II P/R O/T	\$6,915.35	\$9,512.29	\$0.00	\$12,223.97	\$0.00
2300.003.018.420110.141	SHERIFF COPS II P/R BENE	\$24,428.22	\$24,318.93	\$27,593.89	\$30,140.39	\$0.00
2300.003.018.420110.149	SHERIFF COPS II P/R UNIFC	\$716.25	\$955.00	\$955.00	\$955.00	\$0.00
2300.004.000.334010.000	SHERIFF JAIL CRIME CNTRI	\$0.00	(\$14,806.00)	\$0.00	\$0.00	\$0.00
2300.004.019.420230.220	SHERIFF JAIL CRIME CNTRI	\$0.00	\$7,345.64	\$0.00	\$0.00	\$0.00
2300.006.000.331020.000	SHERIFF COPS III FED GRA	(\$26,987.86)	(\$49,060.24)	(\$40,000.00)	(\$43,829.35)	(\$5,122.55)
2300.006.018.420110.111	SHERIFF COPS III P/R PERM	\$10,657.53	\$58,667.22	\$63,754.04	\$63,832.96	\$62,567.37
2300.006.018.420110.121	SHERIFF COPS III P/R O/T	\$1,508.00	\$9,652.54	\$0.00	\$11,541.01	\$0.00
2300.006.018.420110.141	SHERIFF COPS III P/R BENE	\$5,700.54	\$28,431.84	\$27,810.88	\$30,537.56	\$27,985.94
2300.006.018.420110.149	SHERIFF COPS III P/R UNIFC	\$238.75	\$955.00	\$955.00	\$955.00	\$955.00
FUND: LAW ENFORCEMENT - 2300		\$301,957.67	\$158,067.67	\$300,183.64	\$124,977.63	\$162,674.71

Park County

Final Budget Revenue & Expenditure Fund Line Item

Fiscal Year: 2023-2024

Print accounts with zero balance Round to whole dollars Account on new page

Exclude inactive accounts with zero balance

From Date: 8/1/2023

To Date: 8/31/2023

Definition: !Final Budget Line Items - FY24

Account	Description	ACTUAL FY21	ACTUAL FY22	AdoptedFY23	YTD FY23	AdoptedFY24
2340.000.000.323050.000	FIRE CONTROL - BURN PEF	(\$3,024.00)	(\$2,706.00)	(\$3,000.00)	(\$2,413.00)	(\$3,000.00)
2340.000.093.420440.312	FIRE CONTROL - BURN PEF	\$69.96	\$58.30	\$0.00	\$69.63	\$0.00
2340.000.093.420440.350	FIRE CONTROL - BURN PEF	\$929.05	\$631.94	\$3,000.00	\$1,392.60	\$4,000.00
2340.001.093.420440.220	FIRE CONTROL - COUNCIL :	\$0.00	\$0.00	\$0.00	\$1,158.33	\$0.00
2340.001.093.420440.350	FIRE CONTROL - COUNCIL	\$136.98	\$228.24	\$0.00	\$1,874.00	\$0.00
FUND: FIRE CONTROL / COUNCIL - 2340		(\$1,888.01)	(\$1,787.52)	\$0.00	\$2,081.56	\$1,000.00

Park County

Final Budget Revenue & Expenditure Fund Line Item

Fiscal Year: 2023-2024

Print accounts with zero balance Round to whole dollars Account on new page

Exclude inactive accounts with zero balance

From Date: 8/1/2023

To Date: 8/31/2023

Definition: !Final Budget Line Items - FY24

Account	Description	ACTUAL FY21	ACTUAL FY22	AdoptedFY23	YTD FY23	AdoptedFY24
2360.000.000.311010.000	MUSEUM RE TAX REVENUE	(\$103,792.57)	(\$115,059.41)	(\$173,732.00)	(\$169,435.33)	(\$182,568.00)
2360.000.000.311021.000	MUSEUM MH TAX REVENUE	(\$266.36)	(\$307.47)	\$0.00	(\$455.08)	\$0.00
2360.000.000.311022.000	MUSEUM PERS PROP TAX I	(\$646.06)	(\$563.27)	\$0.00	(\$783.12)	\$0.00
2360.000.000.312000.000	MUSEUM PEN/INT DEL TAX	(\$227.94)	(\$427.13)	\$0.00	(\$416.69)	\$0.00
2360.000.000.335230.000	MUSEUM STATE ENTITLEM	(\$2,445.68)	(\$2,503.07)	(\$2,584.80)	(\$2,584.84)	(\$2,649.21)
2360.000.000.346061.000	MUSEUM ADMISSION	(\$893.00)	(\$9,489.00)	(\$12,000.00)	(\$11,953.00)	(\$15,000.00)
2360.000.000.346063.000	MUSEUM PHOTO SALES	(\$1,801.95)	(\$2,841.11)	(\$2,000.00)	(\$679.43)	(\$2,000.00)
2360.000.000.346064.000	MUSEUM RESEARCH REVE	(\$50.00)	\$0.00	\$0.00	\$0.00	\$0.00
2360.000.000.362000.000	MUSEUM MISC REVENUE	\$0.00	(\$1,302.00)	(\$2,000.00)	(\$7,994.59)	(\$2,000.00)
2360.000.000.365020.000	MUSEUM LOCAL/PRIVATE C	(\$1,625.00)	(\$44,764.59)	(\$58,492.00)	(\$45,063.40)	(\$71,436.00)
2360.000.000.383000.000	MUSEUM INTER OP TRANS	(\$32,000.00)	(\$49,516.00)	(\$32,000.00)	(\$48,000.00)	(\$44,000.00)
2360.000.000.383011.000	MUSEUM HEALTH INS TRAN	(\$16,575.36)	(\$16,575.36)	(\$27,023.04)	(\$27,023.04)	(\$30,983.04)
2360.000.056.460452.111	MUSEUM P/R PERM FTE	\$80,780.89	\$143,867.89	\$172,617.48	\$179,964.44	\$180,523.20
2360.000.056.460452.112	MUSEUM P/R TEMP	\$390.88	\$5,170.35	\$8,400.00	\$6,941.84	\$8,400.00
2360.000.056.460452.121	MUSEUM O/T	\$0.00	\$21.00	\$0.00	\$102.32	\$0.00
2360.000.056.460452.141	MUSEUM P/R BENEFITS	\$30,954.68	\$57,241.46	\$70,787.03	\$71,514.08	\$74,779.79
2360.000.056.460452.147	MUSEUM CELL PHONE	\$140.00	\$840.00	\$840.00	\$840.00	\$840.00
2360.000.056.460452.210	MUSEUM OFFICE SUPPLIES	\$723.55	\$3,246.04	\$1,500.00	\$1,934.70	\$3,000.00
2360.000.056.460452.220	MUSEUM OPERATING SUPP	\$952.57	\$9,358.38	\$7,000.00	\$5,334.97	\$10,000.00
2360.000.056.460452.224	MUSEUM JANITORIAL SUPP	\$788.03	\$0.00	\$0.00	\$0.00	\$0.00
2360.000.056.460452.231	MUSEUM GAS,OIL,DIESEL F	\$0.00	\$65.20	\$600.00	\$77.14	\$600.00
2360.000.056.460452.320	MUSEUM PRINTING	\$0.00	\$846.84	\$750.00	\$49.55	\$1,200.00
2360.000.056.460452.330	MUSEUM ADVERTISING	\$2,024.26	\$2,898.58	\$2,500.00	\$1,748.91	\$2,000.00
2360.000.056.460452.333	MUSEUM MEMBERSHIPS &	\$0.00	\$2,073.45	\$2,100.00	\$1,487.70	\$6,200.00

Park County

Final Budget Revenue & Expenditure Fund Line Item

Fiscal Year: 2023-2024

Print accounts with zero balance Round to whole dollars Account on new page

Exclude inactive accounts with zero balance

From Date: 8/1/2023

To Date: 8/31/2023

Definition: !Final Budget Line Items - FY24

Account	Description	ACTUAL FY21	ACTUAL FY22	AdoptedFY23	YTD FY23	AdoptedFY24
2360.000.056.460452.340	MUSEUM UTILITY SERVICE	\$6,386.21	\$4,477.21	\$4,000.00	\$4,806.03	\$6,000.00
2360.000.056.460452.342	MUSEUM TELEPHONE	\$3,517.22	\$6,995.85	\$6,700.00	\$7,027.41	\$6,700.00
2360.000.056.460452.346	MUSEUM SECURITY	\$588.00	\$15,339.40	\$600.00	\$981.20	\$706.80
2360.000.056.460452.350	MUSEUM PROFESSIONAL S	\$4,343.73	\$14,125.91	\$5,000.00	\$10,759.26	\$7,000.00
2360.000.056.460452.351	MUSEUM FRIENDS PROJEC	\$0.00	\$0.00	\$7,000.00	\$8,248.77	\$20,500.00
2360.000.056.460452.360	MUSEUM MAINT.& REPAIR	\$1,495.47	\$3,999.97	\$10,000.00	\$9,116.17	\$10,000.00
2360.000.056.490500.610	MUSEUM PRINCIPAL	\$0.00	\$0.00	\$1,874.16	\$0.00	\$1,874.16
2360.000.056.490500.620	MUSEUM INTEREST	\$0.00	\$0.00	\$625.13	\$0.00	\$625.13
2360.000.056.521000.820	MUSEUM TRANSFER OUT T	\$0.00	\$0.00	\$0.00	\$674.02	\$0.00
2360.001.000.365020.000	MUSEUM SOLAR PROJ REV	(\$23,549.00)	\$0.00	\$0.00	\$0.00	\$0.00
2360.001.056.460452.940	MUSEUM SOLAR PROJ CAP	\$44,599.00	\$0.00	\$0.00	\$0.00	\$0.00
FUND: MUSEUM - 2360		(\$6,188.43)	\$27,219.12	(\$6,938.04)	(\$2,780.01)	(\$9,687.17)

Park County

Final Budget Revenue & Expenditure Fund Line Item

Fiscal Year: 2023-2024

Print accounts with zero balance Round to whole dollars Account on new page

Exclude inactive accounts with zero balance

From Date: 8/1/2023

To Date: 8/31/2023

Definition: !Final Budget Line Items - FY24

Account	Description	ACTUAL FY21	ACTUAL FY22	AdoptedFY23	YTD FY23	AdoptedFY24
2370.000.000.311010.000	PERMISSIVE RETIREMENT	(\$35,073.23)	(\$36,087.11)	(\$42,560.00)	(\$35,624.16)	(\$54,000.00)
2370.000.000.311011.000	PERMISSIVE RETIREMENT	(\$6,886.74)	(\$6,074.22)	\$0.00	(\$6,420.30)	\$0.00
2370.000.000.311021.000	PERMISSIVE RETIREMENT	(\$102.64)	(\$111.00)	\$0.00	(\$121.35)	\$0.00
2370.000.000.311022.000	PERMISSIVE RETIREMENT	(\$262.27)	(\$212.56)	\$0.00	(\$199.34)	\$0.00
2370.000.000.312000.000	PERMISSIVE RETIREMENT	(\$90.21)	(\$122.78)	\$0.00	(\$105.72)	\$0.00
2370.000.000.521000.820	PERMISSIVE RETIREMENT	\$41,350.00	\$45,412.90	\$42,600.00	\$0.00	\$54,000.00
FUND: PERMISSIVE RETIREMENT LEVY - 2370		(\$1,065.09)	\$2,805.23	\$40.00	(\$42,470.87)	\$0.00

Park County

Final Budget Revenue & Expenditure Fund Line Item

Fiscal Year: 2023-2024

Print accounts with zero balance Round to whole dollars Account on new page

Exclude inactive accounts with zero balance

From Date: 8/1/2023

To Date: 8/31/2023

Definition: !Final Budget Line Items - FY24

Account	Description	ACTUAL FY21	ACTUAL FY22	AdoptedFY23	YTD FY23	AdoptedFY24
2372.000.000.311010.000	PERMISSIVE MED LEVY RE	(\$627,245.91)	(\$644,031.36)	(\$819,702.00)	(\$681,996.63)	(\$929,491.19)
2372.000.000.311011.000	PERMISSIVE MED LEVY UT	(\$122,728.17)	(\$109,451.23)	\$0.00	(\$123,112.11)	\$0.00
2372.000.000.311021.000	PERMISSIVE MED LEVY MH	(\$1,978.93)	(\$2,073.10)	\$0.00	(\$2,358.84)	\$0.00
2372.000.000.311022.000	PERMISSIVE MED LEVY PEI	(\$4,881.47)	(\$3,888.49)	\$0.00	(\$3,795.92)	\$0.00
2372.000.000.312000.000	PERMISSIVE MED LEVY PEI	(\$1,775.39)	(\$2,836.13)	\$0.00	(\$2,364.52)	\$0.00
2372.000.000.521000.820	PERMISSIVE MED LEVY TR	\$754,178.91	\$764,952.87	\$819,762.00	\$815,385.71	\$929,491.19
FUND: PERMISSIVE MEDICAL LEVY - 2372		(\$4,430.96)	\$2,672.56	\$60.00	\$1,757.69	\$0.00

Park County

Final Budget Revenue & Expenditure Fund Line Item

Fiscal Year: 2023-2024

Print accounts with zero balance Round to whole dollars Account on new page

Exclude inactive accounts with zero balance

From Date: 8/1/2023

To Date: 8/31/2023

Definition: !Final Budget Line Items - FY24

Account	Description	ACTUAL FY21	ACTUAL FY22	AdoptedFY23	YTD FY23	AdoptedFY24
2382.000.000.311010.000	SAR RE TAX REVENUE	(\$74,126.06)	(\$77,366.38)	(\$83,525.00)	(\$82,010.21)	(\$87,998.00)
2382.000.000.311021.000	SAR MH TAX REVENUE	(\$179.44)	(\$204.52)	\$0.00	(\$235.48)	\$0.00
2382.000.000.311022.000	SAR PERS PROP TAX REVE	(\$455.00)	(\$368.54)	\$0.00	(\$386.98)	\$0.00
2382.000.000.312000.000	SAR PEN/INT DEL TAX REVI	(\$155.95)	(\$262.37)	\$0.00	(\$229.10)	\$0.00
2382.000.000.331990.000	SAR CARES FED REV	(\$13,071.04)	\$0.00	\$0.00	\$0.00	\$0.00
2382.000.000.335230.000	SAR STATE ENTITLEMENT	(\$6,029.36)	(\$6,170.81)	(\$6,372.31)	(\$6,372.32)	(\$6,531.12)
2382.000.000.362000.000	SAR MISC REVENUE	\$0.00	(\$93.23)	\$0.00	\$0.00	\$0.00
2382.000.000.365000.000	SAR CONTRIBUTIONS AND	(\$150.00)	\$0.00	(\$150.00)	\$0.00	\$0.00
2382.000.000.383000.000	SAR TRANSFER IN	(\$75,469.12)	(\$69,663.94)	(\$83,888.77)	(\$83,978.77)	(\$82,300.00)
2382.000.000.383011.000	SAR HEALTH INS TRANSFE	(\$4,143.84)	(\$4,143.84)	(\$4,503.84)	(\$4,503.84)	(\$5,163.84)
2382.000.018.420740.111	SAR P/R PERM FTE	\$25,605.18	\$32,615.50	\$37,653.03	\$37,258.90	\$37,971.70
2382.000.018.420740.113	SAR P/R PAID ADMIN LEAVE	\$398.08	\$0.00	\$0.00	\$0.00	\$0.00
2382.000.018.420740.121	SAR P/R OT	\$2,308.96	\$1,651.05	\$1,000.00	\$4,360.90	\$1,000.00
2382.000.018.420740.141	SAR P/R BENEFITS	\$12,363.16	\$14,078.82	\$15,500.68	\$17,148.47	\$15,574.41
2382.000.018.420740.143	SEARCH & RESCUE	\$222.75	\$0.00	\$0.00	\$0.00	\$0.00
2382.000.018.420740.149	SAR P/R UNIFORM ALLOWA	\$477.49	\$477.52	\$0.00	\$477.52	\$0.00
2382.000.018.420740.210	SAR OFFICE SUPPL & MATE	\$11.79	\$0.00	\$250.00	\$53.00	\$0.00
2382.000.018.420740.220	SAR OPERATING SUPPLIES	\$1,143.61	\$3,041.89	\$2,000.00	\$3,399.53	\$0.00
2382.000.018.420740.223	SAR FOOD	\$156.42	\$427.38	\$1,500.00	\$622.12	\$0.00
2382.000.018.420740.230	SAR REPAIR & MAINT. SUPP	\$123.14	\$396.44	\$1,000.00	\$607.99	\$0.00
2382.000.018.420740.231	SAR GAS,OIL, FUEL	\$505.21	\$1,472.31	\$1,500.00	\$773.70	\$0.00
2382.000.018.420740.310	SAR COMMUNICATION	\$0.00	\$0.00	\$1,000.00	\$1,096.89	\$0.00
2382.000.018.420740.312	SAR POSTAGE ETC.	\$0.00	\$0.00	\$100.00	\$0.00	\$0.00
2382.000.018.420740.340	SAR UTILITY SERVICES	\$7,613.13	\$7,181.42	\$7,000.00	\$8,465.36	\$0.00

Park County

Final Budget Revenue & Expenditure Fund Line Item

Fiscal Year: 2023-2024

Print accounts with zero balance Round to whole dollars Account on new page

Exclude inactive accounts with zero balance

From Date: 8/1/2023

To Date: 8/31/2023

Definition: !Final Budget Line Items - FY24

Account	Description	ACTUAL FY21	ACTUAL FY22	AdoptedFY23	YTD FY23	AdoptedFY24
2382.000.018.420740.342	SAR TELEPHONE	\$8,779.35	\$8,459.27	\$8,000.00	\$8,489.82	\$0.00
2382.000.018.420740.350	SAR PROFESSIONAL SERVICE	\$787.20	\$1,861.98	\$3,000.00	\$1,923.00	\$0.00
2382.000.018.420740.355	SAR COMPUTER SERVICES	\$0.00	\$0.00	\$1,500.00	\$0.00	\$0.00
2382.000.018.420740.357	SAR EMERGENCY PROF SV	\$22,914.80	\$27,700.00	\$30,000.00	\$11,055.00	\$0.00
2382.000.018.420740.360	SAR MAINT. & REPAIR SERVICE	\$333.97	\$1,846.04	\$4,000.00	\$10,606.16	\$0.00
2382.000.018.420740.381	SAR TRAINING-TUITION/RESEARCH	\$0.00	\$1,388.00	\$1,000.00	\$0.00	\$0.00
2382.000.018.420740.900	SAR CAPITAL EQUIPMENT	\$2,372.00	\$0.00	\$0.00	\$0.00	\$15,000.00
2382.000.018.490500.610	SAR LOAN PRINCIPAL	\$61,864.54	\$62,135.62	\$63,115.75	\$63,115.75	\$63,748.48
2382.000.018.490500.620	SAR LOAN INTEREST	\$8,604.58	\$7,481.80	\$5,773.02	\$5,773.02	\$17,777.83
2382.000.018.521000.820	SAR TRANSF TO CIP FUND	\$10,700.00	\$0.00	\$15,000.00	\$17,200.00	\$0.00
FUND: SEARCH & RESCUE - 2382		(\$6,494.45)	\$13,941.41	\$21,452.56	\$14,710.43	(\$30,920.54)

Park County

Final Budget Revenue & Expenditure Fund Line Item

Fiscal Year: 2023-2024

Print accounts with zero balance Round to whole dollars Account on new page

Exclude inactive accounts with zero balance

From Date: 8/1/2023

To Date: 8/31/2023

Definition: !Final Budget Line Items - FY24

Account	Description	ACTUAL FY21	ACTUAL FY22	AdoptedFY23	YTD FY23	AdoptedFY24
2384.000.000.342014.000	JAIL COMISSARY CHARGES	(\$9,882.72)	(\$11,342.96)	(\$6,500.00)	(\$11,133.72)	\$0.00
2384.000.019.420230.220	JAIL COMISSARY OTHER E	\$246.74	\$590.48	\$6,500.00	\$279.98	\$0.00
FUND: JAIL COMISSARY - 2384		(\$9,635.98)	(\$10,752.48)	\$0.00	(\$10,853.74)	\$0.00

Park County

Final Budget Revenue & Expenditure Fund Line Item

Fiscal Year: 2023-2024

Print accounts with zero balance Round to whole dollars Account on new page

Exclude inactive accounts with zero balance

From Date: 8/1/2023

To Date: 8/31/2023

Definition: !Final Budget Line Items - FY24

Account	Description	ACTUAL FY21	ACTUAL FY22	AdoptedFY23	YTD FY23	AdoptedFY24
2386.000.000.331149.000	CONNECT FED GRANT REV	\$0.00	\$0.00	\$0.00	(\$20,000.00)	\$0.00
2386.000.000.331990.000	CONNECT CARES FED REV	(\$8,113.33)	(\$5,000.00)	\$0.00	\$0.00	\$0.00
2386.000.000.365020.000	CONNECT GRT-LOCAL/PRIV	(\$45,000.00)	\$0.00	(\$20,000.00)	\$0.00	(\$20,000.00)
2386.000.000.383011.000	CONNECT GRANT HEALTH	\$0.00	\$0.00	(\$1,801.54)	(\$1,801.56)	(\$4,131.07)
2386.000.023.440110.111	CONNECT GRT - P/R PERM	\$22,328.77	\$23,759.71	\$11,793.60	\$9,135.20	\$23,504.00
2386.000.023.440110.141	CONNECT GRT - P/R BENEF	\$9,073.28	\$8,185.20	\$4,489.94	\$3,219.22	\$9,441.59
2386.000.023.440110.147	CONNECT GRT - CELL PHO	\$861.00	\$490.00	\$840.00	\$0.00	\$0.00
2386.000.023.440110.210	CONNECT GRT - OFFICE SU	\$31.85	\$100.00	\$2,000.00	\$0.00	\$250.00
2386.000.023.440110.231	CONNECT GRT - FUEL, GAS	\$17.51	\$0.00	\$500.00	\$0.00	\$250.00
2386.000.023.440110.350	CONNECT GRT - PRO SVCS	\$0.00	\$0.00	\$1,000.00	\$0.00	\$0.00
2386.000.023.440110.353	CONNECT GRT - ADMIN EXI	\$1,000.00	\$1,000.00	\$2,000.00	\$0.00	\$2,000.00
2386.000.023.440110.370	CONNECT GRT - TRAVEL	\$0.00	\$18.36	\$0.00	\$0.00	\$0.00
FUND: CONNECT PROG GRANT - 2386		(\$19,800.92)	\$28,553.27	\$822.00	(\$9,447.14)	\$11,314.52

Park County

Final Budget Revenue & Expenditure Fund Line Item

Fiscal Year: 2023-2024

Print accounts with zero balance Round to whole dollars Account on new page

Exclude inactive accounts with zero balance

From Date: 8/1/2023

To Date: 8/31/2023

Definition: !Final Budget Line Items - FY24

Account	Description	ACTUAL FY21	ACTUAL FY22	AdoptedFY23	YTD FY23	AdoptedFY24
2392.000.000.331999.000	MRDTF STATE GRANT REVI	(\$26,179.97)	(\$15,440.08)	(\$32,000.00)	(\$35,234.63)	(\$32,000.00)
2392.000.000.334010.000	MRDTF STATE FORFEITURE	\$0.00	(\$13,303.89)	\$0.00	\$0.00	\$0.00
2392.000.000.342040.000	MRDTF INTERLOCAL CONT	(\$12,500.00)	(\$12,500.00)	(\$12,500.00)	(\$12,500.00)	(\$12,500.00)
2392.000.000.352000.000	MRDTF FORFEITURE FUND	(\$45.00)	\$0.00	\$0.00	\$0.00	\$0.00
2392.000.000.383000.000	MRDTF INTER OP TRANSFE	(\$49,200.00)	(\$30,000.00)	(\$63,000.00)	(\$63,000.00)	(\$58,000.00)
2392.000.000.383011.000	MRDTF	\$0.00	\$0.00	\$0.00	\$0.00	(\$10,327.68)
2392.000.064.420142.111	MRDTF P/R PERM FTE	\$53,709.78	\$59,341.22	\$74,399.13	\$71,864.54	\$73,699.73
2392.000.064.420142.121	MRDTF P/R OT	\$8,572.49	\$6,010.64	\$6,000.00	\$2,680.82	\$6,000.00
2392.000.064.420142.141	MRDTF P/R BENEFITS	\$25,848.84	\$25,855.68	\$31,847.87	\$29,957.35	\$31,987.78
2392.000.064.420142.149	MRDTF P/R UNIFORM ALLO	\$0.00	\$0.00	\$0.00	\$0.00	\$955.00
FUND: MRDTF - 2392		\$206.14	\$19,963.57	\$4,747.00	(\$6,231.92)	(\$185.17)

Park County

Final Budget Revenue & Expenditure Fund Line Item

Fiscal Year: 2023-2024

Print accounts with zero balance Round to whole dollars Account on new page

Exclude inactive accounts with zero balance

From Date: 8/1/2023

To Date: 8/31/2023

Definition: !Final Budget Line Items - FY24

Account	Description	ACTUAL FY21	ACTUAL FY22	AdoptedFY23	YTD FY23	AdoptedFY24
2393.000.000.341040.000	RECORD PRES NON-STAND	(\$2,830.00)	(\$2,380.00)	(\$4,000.00)	(\$1,390.00)	(\$3,000.00)
2393.000.000.341041.000	RECORD PRES STANDARD	(\$53,979.45)	(\$51,899.36)	(\$30,000.00)	(\$33,739.80)	(\$35,000.00)
2393.000.000.383000.000	RECORD PRES TRANSFER	(\$569.34)	\$0.00	\$0.00	\$0.00	\$0.00
2393.000.003.410930.220	RECORD PRES NONSTAND	\$0.00	\$258.85	\$0.00	\$4,381.44	\$4,500.00
2393.000.003.410930.350	RECORD PRES NONSTAND	\$6,955.22	\$5,420.58	\$4,000.00	\$3,955.00	\$26,397.00
2393.000.003.410940.220	RECORD PRES STANDARD	\$0.00	\$2,193.89	\$1,000.00	\$2,802.13	\$6,000.00
2393.000.003.410940.350	RECORD PRES STANDARD	\$0.00	\$0.00	\$7,200.00	\$10,550.60	\$10,000.00
2393.000.003.410940.530	RECORD PRES STANDARD	\$435.00	\$0.00	\$1,000.00	\$0.00	\$0.00
2393.000.003.521000.820	RECORD PRES TRANSFER	\$8,656.03	\$0.00	\$0.00	\$4,394.19	\$66,000.00
FUND: RECORD PRESERVATION - 2393		(\$41,332.54)	(\$46,406.04)	(\$20,800.00)	(\$9,046.44)	\$74,897.00

Park County

Final Budget Revenue & Expenditure Fund Line Item

Fiscal Year: 2023-2024

Print accounts with zero balance Round to whole dollars Account on new page

Exclude inactive accounts with zero balance

From Date: 8/1/2023

To Date: 8/31/2023

Definition: !Final Budget Line Items - FY24

Account	Description	ACTUAL FY21	ACTUAL FY22	AdoptedFY23	YTD FY23	AdoptedFY24
2399.000.001.430900.900	CEMETERY CAPITAL OUTL/	\$16,594.00	\$0.00	\$0.00	\$0.00	\$0.00
FUND: YRRE ROAD ABANDON - 2399		\$16,594.00	\$0.00	\$0.00	\$0.00	\$0.00

Park County

Final Budget Revenue & Expenditure Fund Line Item

Fiscal Year: 2023-2024

Print accounts with zero balance Round to whole dollars Account on new page

Exclude inactive accounts with zero balance

From Date: 8/1/2023

To Date: 8/31/2023

Definition: !Final Budget Line Items - FY24

Account	Description	ACTUAL FY21	ACTUAL FY22	AdoptedFY23	YTD FY23	AdoptedFY24
2410.000.000.363010.000	GREEN ACRES LIGHTS MAI	(\$876.72)	\$0.00	(\$250.00)	\$0.00	(\$250.00)
2410.000.065.430263.340	GREEN ACRES LIGHTS UTIL	\$787.41	\$89.84	\$0.00	\$0.00	\$0.00
2410.000.065.430263.790	GREEN ACRES DISTR TO C	\$0.00	\$0.00	\$441.00	\$190.77	\$250.00
FUND: GREEN ACRES LIGHTING - 2410		(\$89.31)	\$89.84	\$191.00	\$190.77	\$0.00

Park County

Final Budget Revenue & Expenditure Fund Line Item

Fiscal Year: 2023-2024

Print accounts with zero balance Round to whole dollars Account on new page

Exclude inactive accounts with zero balance

From Date: 8/1/2023

To Date: 8/31/2023

Definition: !Final Budget Line Items - FY24

Account	Description	ACTUAL FY21	ACTUAL FY22	AdoptedFY23	YTD FY23	AdoptedFY24
2415.000.000.363010.000	GREEN ACRES LTS-#2A MA	(\$3,055.00)	(\$32.50)	(\$250.00)	\$0.00	(\$250.00)
2415.000.000.363040.000	GREEN ACRES LTS-#2A P&I	(\$6.63)	(\$2.65)	\$0.00	\$0.00	\$0.00
2415.000.065.430263.340	GREEN ACRES LIGHTING #	\$2,455.15	\$133.62	\$0.00	\$0.00	\$0.00
2415.000.065.430263.790	GREEN ACRES #2 DISTR TC	\$0.00	\$0.00	\$955.00	\$705.43	\$250.00
FUND: GREEN ACRES LTS-#2A - 2415		(\$606.48)	\$98.47	\$705.00	\$705.43	\$0.00

Park County

Final Budget Revenue & Expenditure Fund Line Item

Fiscal Year: 2023-2024

Print accounts with zero balance Round to whole dollars Account on new page

Exclude inactive accounts with zero balance

From Date: 8/1/2023

To Date: 8/31/2023

Definition: !Final Budget Line Items - FY24

Account	Description	ACTUAL FY21	ACTUAL FY22	AdoptedFY23	YTD FY23	AdoptedFY24
2430.000.000.363010.000	GARDINER #1 LIGHTS MAIN	(\$12,983.41)	(\$24,250.98)	\$0.00	(\$24,700.67)	\$0.00
2430.000.000.363040.000	GARDINER #1 LIGHTS P&I S	(\$43.58)	(\$102.96)	\$0.00	(\$74.95)	\$0.00
2430.000.067.430263.340	GARDINER #1 LIGHTS UTILI	\$7,751.00	\$6,531.71	\$19,000.00	\$6,958.04	\$40,000.00
FUND: GARDINER #1 LIGHTING - 2430		(\$5,275.99)	(\$17,822.23)	\$19,000.00	(\$17,817.58)	\$40,000.00

Park County

Final Budget Revenue & Expenditure Fund Line Item

Fiscal Year: 2023-2024

Print accounts with zero balance Round to whole dollars Account on new page

From Date: 8/1/2023

To Date: 8/31/2023

Exclude inactive accounts with zero balance

Definition: !Final Budget Line Items - FY24

Account	Description	ACTUAL FY21	ACTUAL FY22	AdoptedFY23	YTD FY23	AdoptedFY24
2511.000.000.363010.000	CHICORY RID SPEC ASSES	(\$11,530.85)	(\$11,859.11)	(\$11,900.00)	(\$11,325.69)	(\$11,900.00)
2511.000.000.363040.000	CHICORY RID P&I ON SPEC	(\$41.80)	(\$90.17)	\$0.00	(\$30.11)	\$0.00
FUND: CHICORY RID - 2511		(\$11,572.65)	(\$11,949.28)	(\$11,900.00)	(\$11,355.80)	(\$11,900.00)

Park County

Final Budget Revenue & Expenditure Fund Line Item

Fiscal Year: 2023-2024

Print accounts with zero balance Round to whole dollars Account on new page

Exclude inactive accounts with zero balance

From Date: 8/1/2023

To Date: 8/31/2023

Definition: !Final Budget Line Items - FY24

Account	Description	ACTUAL FY21	ACTUAL FY22	AdoptedFY23	YTD FY23	AdoptedFY24
2800.000.000.335005.000	ALCOHOL REHABILITATION	(\$63,642.00)	(\$126,857.00)	(\$60,000.00)	(\$29,424.00)	(\$60,000.00)
2800.000.055.440540.350	ALCOHOL REHABILITATION	\$63,642.00	\$126,857.00	\$60,000.00	\$29,424.00	\$60,000.00
FUND: ALCOHOL REHABILITATION - 2800		\$0.00	\$0.00	\$0.00	\$0.00	\$0.00

Park County

Final Budget Revenue & Expenditure Fund Line Item

Fiscal Year: 2023-2024

Print accounts with zero balance Round to whole dollars Account on new page

Exclude inactive accounts with zero balance

From Date: 8/1/2023

To Date: 8/31/2023

Definition: !Final Budget Line Items - FY24

Account	Description	ACTUAL FY21	ACTUAL FY22	AdoptedFY23	YTD FY23	AdoptedFY24
2821.000.071.521000.820	GAS TAX - SPEC ALLOCATI	\$0.00	\$0.00	\$0.00	\$26,421.37	\$0.00
2821.002.000.383000.000	GAS TAX-CARBELLA BR TR	(\$7,726.56)	\$0.00	\$0.00	\$0.00	\$0.00
2821.002.071.430247.350	GAS TAX-CARBELLA BR PR	\$37,239.15	\$0.00	\$0.00	\$0.00	\$0.00
2821.004.000.335041.000	GAS TAX-ELK CR BR STATE	(\$123,589.74)	\$0.00	\$0.00	\$0.00	\$0.00
2821.004.000.383000.000	GAS TAX-ELK CR BR TRANS	(\$13,253.34)	\$0.00	\$0.00	\$0.00	\$0.00
2821.004.071.430247.350	GAS TAX-ELK CR BR PRO S	\$13,961.90	\$0.00	\$0.00	\$0.00	\$0.00
2821.004.071.430247.940	GAS TAX-ELK CR BR CAP O	\$127,889.96	\$0.00	\$0.00	\$0.00	\$0.00
2821.005.000.335041.000	GAS TAX-BEAR CR BR STA	\$0.00	(\$70,512.00)	\$0.00	\$0.00	\$0.00
2821.005.000.383000.000	GAS TAX-BEAR CR BR TRAI	\$0.00	(\$5,000.00)	\$0.00	\$0.00	\$0.00
2821.005.071.430247.400	GAS TAX-BEAR CR BR DEC	\$0.00	\$141.01	\$0.00	\$0.00	\$0.00
2821.005.071.430247.940	GAS TAX-BEAR CR BR DEC	\$0.00	\$37,571.00	\$0.00	\$0.00	\$0.00
2821.006.000.334120.000	GAS TAX-CC BR TSEP REVI	\$0.00	(\$462.50)	(\$100,000.00)	\$0.00	\$0.00
2821.006.000.335041.000	GAS TAX-CC BR STATE REV	\$0.00	(\$67,285.69)	(\$125,000.00)	\$0.00	\$0.00
2821.006.000.383000.000	GAS TAX-CC BR TRANS IN	\$0.00	(\$5,000.00)	(\$105,000.00)	\$0.00	\$0.00
2821.006.071.430247.940	GAS TAX-CC BR CAP OUT	\$0.00	\$83,664.31	\$330,000.00	\$0.00	\$0.00
FUND: GAS TAX - SPEC ALLOCATION - 2821		\$34,521.37	(\$26,883.87)	\$0.00	\$26,421.37	\$0.00

Park County

Final Budget Revenue & Expenditure Fund Line Item

Fiscal Year: 2023-2024

Print accounts with zero balance Round to whole dollars Account on new page

Exclude inactive accounts with zero balance

From Date: 8/1/2023

To Date: 8/31/2023

Definition: !Final Budget Line Items - FY24

Account	Description	ACTUAL FY21	ACTUAL FY22	AdoptedFY23	YTD FY23	AdoptedFY24
2830.000.000.335070.000	JUNK VEHICLE JUNK VEH A	(\$37,795.49)	(\$39,405.80)	(\$39,405.00)	(\$41,041.56)	(\$42,000.00)
2830.000.072.430890.111	JUNK VEHICLE P/R PERM F	\$9,065.16	\$13,288.80	\$14,696.64	\$16,964.10	\$18,851.04
2830.000.072.430890.121	SOLID WASTE OTHER ACTI	\$0.00	\$0.00	\$0.00	\$122.47	\$0.00
2830.000.072.430890.141	JUNK VEHICLE P/R BENEFI	\$3,811.76	\$6,296.01	\$6,964.40	\$7,470.17	\$7,924.85
2830.000.072.430890.230	JUNK VEHICLE SUPPLIES	\$131.74	\$1,345.29	\$2,500.00	\$6,131.70	\$2,500.00
2830.000.072.430890.231	JUNK VEHICLE FUEL, GAS,	\$374.22	\$528.11	\$2,000.00	\$677.84	\$2,000.00
2830.000.072.430890.312	JUNK VEHICLE POSTAGE	\$0.00	\$2.95	\$10.00	\$23.71	\$10.00
2830.000.072.430890.340	JUNK VEHICLE UTILITIES	\$361.70	\$347.91	\$500.00	\$431.09	\$500.00
2830.000.072.430890.342	JUNK VEHICLE TELEPHONE	\$732.24	\$794.43	\$700.00	\$793.66	\$700.00
2830.000.072.430890.350	JUNK VEHICLE PROFESSIO	\$1,422.63	\$1,652.46	\$4,000.00	\$296.37	\$3,000.00
2830.000.072.430890.360	JUNK VEHICLE REPAIR & M	\$84.95	\$5,451.00	\$2,000.00	\$157.50	\$3,000.00
2830.000.072.430890.370	JUNK VEHICLE TRAVEL	\$0.00	\$0.00	\$500.00	\$0.00	\$500.00
2830.000.072.430890.530	JUNK VEHICLE RENT	\$1,440.00	\$0.00	\$1,440.00	\$1,600.00	\$2,400.00
2830.000.072.430890.610	JUNK VEHICLE PRINCIPAL	\$0.00	\$1,355.15	\$0.00	\$0.00	\$0.00
2830.000.072.430890.620	JUNK VEHICLE PRINCIPAL	\$0.00	\$84.85	\$0.00	\$0.00	\$0.00
2830.000.072.521000.820	JUNK VEHICLE TRANSFER	\$20,521.20	\$8,258.00	\$4,000.00	\$0.00	\$614.11
FUND: JUNK VEHICLE - 2830		\$150.11	(\$0.84)	(\$93.96)	(\$6,372.95)	\$0.00

Park County

Final Budget Revenue & Expenditure Fund Line Item

Fiscal Year: 2023-2024

Print accounts with zero balance Round to whole dollars Account on new page

Exclude inactive accounts with zero balance

From Date: 8/1/2023

To Date: 8/31/2023

Definition: !Final Budget Line Items - FY24

Account	Description	ACTUAL FY21	ACTUAL FY22	AdoptedFY23	YTD FY23	AdoptedFY24
2840.000.000.334025.000	WEED GRANT WEED PROG	(\$7,500.00)	(\$7,500.00)	\$0.00	(\$7,500.00)	(\$7,500.00)
2840.000.175.431100.230	WEED GRANT OPERATING	\$1,633.64	\$1,457.15	\$0.00	\$1,456.56	\$2,000.00
2840.000.175.431100.320	WEED GRANT PUBLICATION	\$520.00	\$656.00	\$0.00	\$0.00	\$700.00
2840.000.175.431100.350	WEED GRANT PRO SVCS/E	\$570.00	\$870.00	\$64.00	\$420.85	\$1,000.00
2840.000.175.431100.360	WEED GRANT REPAIR & MA	\$2,361.46	\$3,215.19	\$4,301.00	\$3,759.74	\$3,600.00
2840.000.175.431100.370	WEED GRANT EMPLOYEE T	\$0.00	\$0.00	\$500.00	\$0.00	\$200.00
FUND: WEED GRANT - 2840		(\$2,414.90)	(\$1,301.66)	\$4,865.00	(\$1,862.85)	\$0.00

Park County

Final Budget Revenue & Expenditure Fund Line Item

Fiscal Year: 2023-2024

Print accounts with zero balance Round to whole dollars Account on new page

Exclude inactive accounts with zero balance

From Date: 8/1/2023

To Date: 8/31/2023

Definition: !Final Budget Line Items - FY24

Account	Description	ACTUAL FY21	ACTUAL FY22	AdoptedFY23	YTD FY23	AdoptedFY24
2841.002.000.334131.000	NOX WD GRTS-MT DEPT AC	(\$29,123.74)	\$0.00	\$0.00	\$0.00	\$0.00
2841.002.028.431100.357	NOX WD GRTS-PMTS TO OI	\$29,038.00	\$0.00	\$0.00	\$0.00	\$0.00
2841.003.000.334131.000	NOX WD GRTS-MT DEPT AC	(\$3,524.00)	\$0.00	\$0.00	(\$5,130.10)	\$0.00
2841.003.028.431100.226	NOX WD GRTS-CHEM PURC	\$1,024.00	\$730.10	\$0.00	\$0.00	\$0.00
2841.003.028.431100.350	NOX WD GRTS-COMML APF	\$2,500.00	\$4,400.00	\$0.00	\$0.00	\$0.00
2841.004.000.334131.000	NOX WD GRTS-MT DEPT AC	\$0.00	(\$25,670.12)	\$0.00	\$0.00	\$0.00
2841.004.000.343366.000	NOX WD GRTS-CHEM SALE	(\$4,665.88)	\$0.00	\$0.00	\$0.00	\$0.00
2841.004.028.431100.226	NOX WD GRTS-CHEM PURC	\$4,659.75	\$0.00	\$0.00	\$0.00	\$0.00
2841.004.028.431100.357	NOX WD GRTS-PMTS TO OI	\$0.00	\$25,678.00	\$0.00	\$0.00	\$0.00
2841.005.000.334131.000	NOX WD GRTS-MT DEPT AC	\$0.00	\$0.00	(\$50,000.00)	(\$37,527.64)	(\$50,000.00)
2841.005.000.343366.000	NOX WD GRTS-CHEM SALE	\$0.00	(\$7,322.00)	(\$9,000.00)	(\$3,002.50)	(\$9,000.00)
2841.005.028.431100.226	NOX WD GRTS-CHEM PURC	\$0.00	\$0.00	\$18,000.00	\$14,664.00	\$18,000.00
2841.005.028.431100.350	NOX WD GRTS-COMML APF	\$0.00	\$0.00	\$41,000.00	\$0.00	\$41,000.00
2841.005.028.431100.357	NOX WD GRTS-PMTS TO OI	\$0.00	\$0.00	\$0.00	\$30,195.40	\$0.00
2841.006.000.334131.000	NOX WD GRTS-MT DEPT AC	\$0.00	\$0.00	\$0.00	\$0.00	(\$75,000.00)
2841.006.000.343366.000	NOX WD GRTS-CHEM SALE	\$0.00	\$0.00	\$0.00	\$0.00	(\$27,000.00)
2841.006.028.431100.226	NOX WD GRTS-CHEM PURC	\$0.00	\$0.00	\$0.00	\$0.00	\$54,000.00
2841.006.028.431100.357	NOX WD GRTS-PMTS TO OI	\$0.00	\$0.00	\$0.00	\$0.00	\$48,000.00
FUND: NOXIOUS WEED GRANTS - 2841		(\$91.87)	(\$2,184.02)	\$0.00	(\$800.84)	\$0.00

Park County

Final Budget Revenue & Expenditure Fund Line Item

Fiscal Year: 2023-2024

Print accounts with zero balance Round to whole dollars Account on new page

Exclude inactive accounts with zero balance

From Date: 8/1/2023

To Date: 8/31/2023

Definition: !Final Budget Line Items - FY24

Account	Description	ACTUAL FY21	ACTUAL FY22	AdoptedFY23	YTD FY23	AdoptedFY24
2850.000.000.335080.000	911 EMER REVENUE	(\$108,420.86)	(\$112,675.57)	(\$110,000.00)	(\$129,666.95)	(\$120,000.00)
2850.000.000.371010.000	911 EMER INTEREST	(\$210.25)	(\$344.01)	(\$500.00)	(\$3,269.23)	(\$500.00)
2850.000.099.420750.220	911 EMER OPERATING SUP	\$1,656.37	\$0.00	\$0.00	\$2,628.52	\$0.00
2850.000.099.420750.340	911 EMER UTILITY SERVICE	\$3,461.38	\$3,154.53	\$5,000.00	\$3,662.90	\$5,000.00
2850.000.099.420750.342	911 EMER TELEPHONE - DI	\$48,564.45	\$64,890.33	\$67,030.00	\$77,955.05	\$82,030.00
2850.000.099.420750.345	911 EMER TELEPHONE OUT	\$0.00	\$5,775.00	\$0.00	\$0.00	\$0.00
2850.000.099.420750.350	911 EMER PROFESSIONAL	\$22,062.62	\$22,104.00	\$39,000.00	\$30,501.66	\$25,000.00
2850.000.099.420750.351	911 EMER PROF SERVICES	\$3,583.13	\$2,038.00	\$3,000.00	\$0.00	\$0.00
2850.000.099.420750.360	911 EMER REPAIR & MAINT	\$13,422.61	\$13,717.48	\$14,500.00	\$19,605.19	\$20,000.00
2850.000.099.420750.900	911 EMER CAPITAL OUTLAY	\$0.00	\$0.00	\$6,000.00	\$0.00	\$6,000.00
2850.004.000.334015.000	911 CYBER SECURITY GRA	(\$16,354.53)	(\$14,388.40)	\$0.00	(\$9,388.40)	\$0.00
2850.004.099.420750.350	911 CYBER SECURITY PRO	\$1,564.72	\$14,388.40	\$0.00	\$9,388.40	\$0.00
2850.004.099.420750.900	911 CYBER SECURITY CAP	\$14,789.80	\$0.00	\$0.00	\$0.00	\$0.00
FUND: 911 EMERGENCY - 2850		(\$15,880.56)	(\$1,340.24)	\$24,030.00	\$1,417.14	\$17,530.00

Park County

Final Budget Revenue & Expenditure Fund Line Item

Fiscal Year: 2023-2024

Print accounts with zero balance Round to whole dollars Account on new page

Exclude inactive accounts with zero balance

From Date: 8/1/2023

To Date: 8/31/2023

Definition: !Final Budget Line Items - FY24

Account	Description	ACTUAL FY21	ACTUAL FY22	AdoptedFY23	YTD FY23	AdoptedFY24
2852.000.000.335080.000	911 GARDINER STATE SHAI	(\$8,474.97)	(\$8,807.55)	(\$9,000.00)	(\$10,135.71)	(\$9,000.00)
2852.000.000.371010.000	911 GARDINER INTEREST E	(\$104.99)	(\$191.28)	(\$100.00)	(\$2,539.20)	(\$100.00)
2852.000.068.420750.350	911 GARDINER PROFESSIO	\$0.00	\$0.00	\$9,000.00	\$0.00	\$30,000.00
FUND: 911 GARDINER - 2852		(\$8,579.96)	(\$8,998.83)	(\$100.00)	(\$12,674.91)	\$20,900.00

Park County

Final Budget Revenue & Expenditure Fund Line Item

Fiscal Year: 2023-2024

Print accounts with zero balance Round to whole dollars Account on new page

Exclude inactive accounts with zero balance

From Date: 8/1/2023

To Date: 8/31/2023

Definition: !Final Budget Line Items - FY24

Account	Description	ACTUAL FY21	ACTUAL FY22	AdoptedFY23	YTD FY23	AdoptedFY24
2859.000.000.341040.000	COUNTY LAND INFO NON-S	(\$8,197.75)	(\$13,726.25)	(\$4,000.00)	(\$7,087.50)	(\$6,000.00)
2859.000.000.341075.000	COUNTY LAND INFO PLOTT	(\$2,475.00)	(\$2,066.00)	(\$1,000.00)	(\$2,197.00)	(\$2,000.00)
2859.000.142.411060.210	COUNTY LAND INFO PLOTT	\$0.00	\$0.00	\$0.00	\$2,699.00	\$10,000.00
2859.000.142.411060.220	COUNTY LAND INFO GIS OF	\$0.00	\$8,531.02	\$2,500.00	\$0.00	\$5,000.00
2859.000.142.411060.350	COUNTY LAND INFO GIS PF	\$0.00	\$0.00	\$0.00	\$4,626.39	\$0.00
2859.000.142.411060.940	COUNTY LAND INFO GIS CA	\$0.00	\$0.00	\$20,000.00	\$0.00	\$0.00
FUND: COUNTY LAND INFORMATION - 2859		(\$10,672.75)	(\$7,261.23)	\$17,500.00	(\$1,959.11)	\$7,000.00

Park County

Final Budget Revenue & Expenditure Fund Line Item

Fiscal Year: 2023-2024

Print accounts with zero balance Round to whole dollars Account on new page

Exclude inactive accounts with zero balance

From Date: 8/1/2023

To Date: 8/31/2023

Definition: !Final Budget Line Items - FY24

Account	Description	ACTUAL FY21	ACTUAL FY22	AdoptedFY23	YTD FY23	AdoptedFY24
2862.000.000.334200.000	ECONOMIC DEVT GRANT - I	\$0.00	\$0.00	(\$215,000.00)	(\$155,000.00)	(\$90,000.00)
2862.000.073.470310.350	ECONOMIC DEVT GRANT - I	\$0.00	\$0.00	\$0.00	\$5,200.00	\$0.00
2862.000.073.470310.353	ECONOMIC DEVT GRAT - AI	\$0.00	\$0.00	\$0.00	\$6,200.00	\$0.00
2862.000.073.470310.790	ECONOMIC DEVT GRANT - I	\$0.00	\$0.00	\$215,000.00	\$143,600.00	\$90,000.00
FUND: ECON DEVELOPMENT - 2862		\$0.00	\$0.00	\$0.00	\$0.00	\$0.00

Park County

Final Budget Revenue & Expenditure Fund Line Item

Fiscal Year: 2023-2024

Print accounts with zero balance Round to whole dollars Account on new page

Exclude inactive accounts with zero balance

From Date: 8/1/2023

To Date: 8/31/2023

Definition: !Final Budget Line Items - FY24

Account	Description	ACTUAL FY21	ACTUAL FY22	AdoptedFY23	YTD FY23	AdoptedFY24
2870.000.000.334010.000	VICT/WITNESS STATE GRAI	(\$45,846.00)	(\$47,815.72)	(\$60,749.00)	(\$64,040.77)	(\$47,000.00)
2870.000.000.383000.000	VICT/WITNESS GRANT TRA	(\$23,300.00)	(\$19,400.00)	(\$29,075.07)	\$0.00	(\$31,345.00)
2870.000.000.383011.000	VAWA	\$0.00	\$0.00	\$0.00	\$0.00	(\$10,327.68)
2870.000.011.411130.111	VICT/WITNESS GRANT P/R I	\$42,952.03	\$40,596.12	\$54,862.92	\$53,695.60	\$53,352.00
2870.000.011.411130.121	LITIGATION SERVICES	\$0.00	\$0.00	\$0.00	\$33.53	\$0.00
2870.000.011.411130.130	VICT/WITNESS GRANT SICK	\$0.00	\$1,356.44	\$0.00	\$0.00	\$0.00
2870.000.011.411130.141	VICT/WITNESS GRANT P/R I	\$18,755.72	\$16,364.90	\$21,721.13	\$20,867.27	\$22,655.33
2870.000.011.411130.220	VICT/WITNESS GRANT OPE	\$0.00	\$1,288.00	\$600.00	\$1,327.00	\$1,200.00
2870.000.011.411130.342	VICT/WITNESS GRANT TELF	\$13.56	\$13.80	\$300.00	\$13.80	\$20.00
2870.000.011.411130.350	VICT/WITNESS GRANT PRO	\$0.00	\$0.00	\$1,575.00	\$1,367.00	\$0.00
2870.000.011.411130.353	VICT/WITNESS GRANT ADM	\$2,292.00	\$2,547.00	\$2,584.00	\$2,584.00	\$2,600.00
2870.000.011.411130.370	VICT/WITNESS GRANT TRA	\$276.16	\$306.88	\$3,379.00	\$3,154.76	\$3,000.00
2870.000.011.411130.531	VICT/WITNESS GRANT OFF	\$4,800.00	\$4,800.00	\$4,800.00	\$4,800.00	\$4,800.00
FUND: VICTIM WITNESS PROGRAM - 2870		(\$56.53)	\$57.42	(\$2.02)	\$23,802.19	(\$1,045.35)

Park County

Final Budget Revenue & Expenditure Fund Line Item

Fiscal Year: 2023-2024

Print accounts with zero balance Round to whole dollars Account on new page

Exclude inactive accounts with zero balance

From Date: 8/1/2023

To Date: 8/31/2023

Definition: !Final Budget Line Items - FY24

Account	Description	ACTUAL FY21	ACTUAL FY22	AdoptedFY23	YTD FY23	AdoptedFY24
2895.000.000.371010.000	HARD ROCK MINE INTERES	(\$2,134.54)	(\$3,996.09)	(\$5,000.00)	(\$51,121.90)	(\$5,000.00)
2895.000.000.383000.000	HARD ROCK MINE TRUST T	(\$207,701.93)	(\$221,249.63)	(\$150,000.00)	(\$143,895.08)	(\$178,125.00)
FUND: HARD ROCK MINE TRUST - 2895		(\$209,836.47)	(\$225,245.72)	(\$155,000.00)	(\$195,016.98)	(\$183,125.00)

Park County

Final Budget Revenue & Expenditure Fund Line Item

Fiscal Year: 2023-2024

Print accounts with zero balance Round to whole dollars Account on new page

Exclude inactive accounts with zero balance

From Date: 8/1/2023

To Date: 8/31/2023

Definition: !Final Budget Line Items - FY24

Account	Description	ACTUAL FY21	ACTUAL FY22	AdoptedFY23	YTD FY23	AdoptedFY24
2896.000.000.335130.000	METAL MINES LICENSE TAX	(\$553,871.81)	(\$589,791.48)	(\$425,000.00)	(\$378,577.85)	(\$475,000.00)
2896.000.000.371010.000	METAL MINES INTEREST RE	\$0.00	(\$207.54)	\$0.00	(\$6,583.02)	\$0.00
2896.000.073.411810.790	METAL MINES DISTRIBUTIC	\$230,779.92	\$245,832.93	\$175,000.00	\$159,883.43	\$197,916.66
2896.000.073.521000.820	METAL MINES TRANSFERS	\$323,091.89	\$344,166.09	\$250,000.00	\$223,836.79	\$277,083.34
FUND: METAL MINES TAX - 2896		\$0.00	\$0.00	\$0.00	(\$1,440.65)	\$0.00

Park County

Final Budget Revenue & Expenditure Fund Line Item

Fiscal Year: 2023-2024

Print accounts with zero balance Round to whole dollars Account on new page

Exclude inactive accounts with zero balance

From Date: 8/1/2023

To Date: 8/31/2023

Definition: !Final Budget Line Items - FY24

Account	Description	ACTUAL FY21	ACTUAL FY22	AdoptedFY23	YTD FY23	AdoptedFY24
2900.000.000.333040.000	PILT FED PILT	(\$1,628,109.00)	(\$1,715,101.00)	(\$1,750,000.00)	(\$1,800,272.00)	(\$1,800,000.00)
2900.000.000.362000.000	PILT MISC REVENUE	(\$43.37)	(\$344.11)	(\$2,000.00)	\$0.00	(\$2,000.00)
2900.000.000.371010.000	PILT INTEREST	(\$3,403.34)	(\$6,562.20)	(\$5,000.00)	(\$54,466.50)	(\$10,000.00)
2900.000.000.382010.000	PILT SALE OF FIXED ASSET	\$0.00	\$0.00	\$0.00	(\$16,030.00)	\$0.00
2900.000.000.383000.000	PILT TRANSFERS IN	(\$785,308.37)	\$0.00	\$0.00	\$0.00	\$0.00
2900.000.012.411230.363	PILT BLDG MAINT BUILDING	\$0.00	\$28,455.24	\$0.00	\$0.00	\$0.00
2900.000.012.411230.900	PILT-BLDG MAINT IMPRMT	\$0.00	\$0.00	\$0.00	\$21,352.47	\$0.00
2900.000.012.490500.610	PILT -BUILDING DEBT PRINC	\$16,628.03	\$19,394.11	\$19,813.88	\$19,813.88	\$20,312.31
2900.000.012.490500.620	PILT -BUILDING INTEREST I	\$1,594.38	\$1,329.71	\$950.79	\$950.79	\$2,380.69
2900.000.012.521000.820	PILT -COMPLEX BLDG CIP T	\$8,654.27	\$0.00	\$0.00	\$0.00	\$0.00
2900.000.018.420110.350	PILT -SHERIFF -DISPATCH S	\$261,948.00	\$393,600.00	\$408,289.00	\$408,288.96	\$492,411.00
2900.000.018.521000.820	PILT -SHERIFF- TRANSFER	\$349,200.00	\$553,000.00	\$994,000.00	\$994,000.00	\$375,000.00
2900.000.018.521000.821	PILT -SHERIFF SAR TRANS	\$0.00	\$0.00	\$0.00	\$11,500.00	\$0.00
2900.000.020.521000.820	PILT -DES- TRANSFER OUT	\$42,000.00	\$41,750.00	\$45,000.00	\$45,100.00	\$48,700.00
2900.000.029.521000.820	PILT -ROAD- TRANSFER OU	\$400,000.00	\$400,000.00	\$550,000.00	\$550,000.00	\$750,000.00
2900.000.034.521000.820	PILT -FAIR- TRANSFER OUT	\$37,500.00	\$47,500.00	\$37,500.00	\$37,500.00	\$130,000.00
2900.000.034.521110.820	PILT - FAIR TRANS OUT SPE	\$0.00	\$19,456.00	\$0.00	\$0.00	\$0.00
2900.000.047.521000.820	PILT -PLANNER- TRANSFER	\$49,300.00	\$32,000.00	\$0.00	\$0.00	\$35,000.00
2900.000.056.521000.820	PILT -MUSEUM TRANSFERS	\$32,000.00	\$49,516.00	\$32,000.00	\$48,000.00	\$44,000.00
2900.000.087.410551.141	PILT P/R OTHER BENEFITS	\$7,938.29	\$956.27	\$7,000.00	(\$10,066.81)	\$3,000.00
2900.000.089.411300.342	PILT TELEPHONE - PHONE	\$2.99	\$138.11	\$0.00	\$138.12	\$0.00
2900.000.089.411300.350	PILT TELE/INTERNET PROJ	\$47,820.00	\$18,515.77	\$40,000.00	\$17,484.65	\$20,000.00
2900.000.093.420590.220	PILT PUB SAFT- SAFETY CC	\$79.03	\$397.99	\$2,000.00	\$0.00	\$2,000.00
2900.000.093.430264.340	PILT PUB SAFT-TRAFFIC CC	\$97.05	\$99.25	\$0.00	\$103.27	\$100.00

Park County

Final Budget Revenue & Expenditure Fund Line Item

Fiscal Year: 2023-2024

Print accounts with zero balance Round to whole dollars Account on new page

Exclude inactive accounts with zero balance

From Date: 8/1/2023

To Date: 8/31/2023

Definition: !Final Budget Line Items - FY24

Account	Description	ACTUAL FY21	ACTUAL FY22	AdoptedFY23	YTD FY23	AdoptedFY24
2900.000.094.410230.350	PILT COMMSH PROJ - ADVI	\$13,351.09	\$1,355.97	\$4,562.14	\$44,455.01	\$5,000.00
2900.000.094.420160.345	PILT COMMSH PROJ - PUBL	\$786.64	\$0.00	\$0.00	\$0.00	\$0.00
2900.000.094.430264.350	PILT COMMSH PROJ - PROF	\$0.00	\$0.00	\$30,000.00	\$0.00	\$0.00
2900.000.094.521000.820	PILT COMMSH PROJ TRANS	\$5,990.01	\$20,170.98	\$4,100.00	\$31,000.00	\$5,000.00
2900.000.097.490500.610	PILT -IT DEBT PRINCIPAL IC	\$11,399.01	\$11,761.20	\$11,980.79	\$11,980.79	\$12,282.19
2900.000.097.490500.620	PILT -IT DEBT INTEREST IC	\$872.00	\$650.49	\$426.49	\$426.49	\$888.93
2900.000.101.411130.350	PILT LITIGATION PROFESSI	\$3,530.20	\$0.00	\$0.00	\$0.00	\$0.00
2900.000.116.440430.300	PILT - MENTAL HEALTH TRE	\$15,000.00	\$0.00	\$32,500.00	\$0.00	\$32,500.00
2900.000.116.450320.300	PILT - AGING SERVICES	\$5,000.00	\$5,000.00	\$5,000.00	\$5,000.00	\$5,000.00
2900.000.137.420410.350	PILT FIRE PCRFD CONTRAC	\$0.00	\$1,500.00	\$2,000.00	\$2,000.00	\$2,000.00
2900.000.147.411800.230	PILT P/C VEHICLE REPAIR &	\$542.32	\$0.00	\$0.00	\$0.00	\$200.00
2900.000.147.411800.350	PILT P/C VEHICLE MAINTEN	\$4,762.40	\$4,772.24	\$4,000.00	\$3,697.81	\$4,000.00
2900.000.147.411800.940	PILT P/C VEHICLE CAPITAL	\$62,009.00	\$80,397.00	\$70,000.00	\$67,010.00	\$0.00
2900.000.162.521000.820	PILT AIRPORT TRANSFER C	\$1,495.00	\$0.00	\$1,000.00	\$0.00	\$1,000.00
2900.000.903.521000.820	PILT PC TRANSIT TRANSFE	\$5,000.00	\$5,000.00	\$5,000.00	\$5,000.00	\$5,000.00
2900.000.911.410580.350	PILT EMER/DIS PROF SERV	\$0.00	\$7,933.80	\$0.00	\$6,201.00	\$8,000.00
FUND: PILT - 2900		(\$1,032,364.37)	\$22,642.82	\$550,123.09	\$450,167.93	\$191,775.12

Park County

Final Budget Revenue & Expenditure Fund Line Item

Fiscal Year: 2023-2024

Print accounts with zero balance Round to whole dollars Account on new page

Exclude inactive accounts with zero balance

From Date: 8/1/2023

To Date: 8/31/2023

Definition: !Final Budget Line Items - FY24

Account	Description	ACTUAL FY21	ACTUAL FY22	AdoptedFY23	YTD FY23	AdoptedFY24
2902.000.000.334120.000	FOREST TITLE III PCSO RAC	(\$9,788.06)	(\$15,595.93)	\$0.00	(\$474.99)	\$0.00
2902.000.000.334121.000	FOREST TITLE III RFC GRAN	(\$2,959.95)	\$0.00	\$0.00	\$0.00	\$0.00
2902.000.018.420740.111	FOREST TITLE III - PCSO R/	\$2,559.27	\$1,208.19	\$0.00	\$0.00	\$0.00
2902.000.018.420740.121	FOREST TITLE III - PCSO R/	\$4,275.43	\$12,777.96	\$0.00	\$0.00	\$0.00
2902.000.018.420740.141	FOREST TITLE III - PCSO R/	\$1,674.72	\$3,707.61	\$0.00	\$0.00	\$0.00
FUND: FOREST TITLE III - 2902		(\$4,238.59)	\$2,097.83	\$0.00	(\$474.99)	\$0.00

Park County

Final Budget Revenue & Expenditure Fund Line Item

Fiscal Year: 2023-2024

Print accounts with zero balance Round to whole dollars Account on new page

Exclude inactive accounts with zero balance

From Date: 8/1/2023

To Date: 8/31/2023

Definition: !Final Budget Line Items - FY24

Account	Description	ACTUAL FY21	ACTUAL FY22	AdoptedFY23	YTD FY23	AdoptedFY24
2903.000.000.333010.000	FOREST RESERVE TITLE II	\$0.00	(\$25,000.00)	\$0.00	\$0.00	\$0.00
2903.000.000.383000.000	FOREST RESERVE TITLE II	\$0.00	(\$19,100.00)	\$0.00	\$0.00	\$0.00
2903.000.029.430230.930	FOREST RESERVE TITLE II	\$0.00	\$44,100.00	\$0.00	\$0.00	\$0.00
FUND: FOREST RESERVE TITLE II - 2903		\$0.00	\$0.00	\$0.00	\$0.00	\$0.00

Park County

Final Budget Revenue & Expenditure Fund Line Item

Fiscal Year: 2023-2024

Print accounts with zero balance Round to whole dollars Account on new page

Exclude inactive accounts with zero balance

From Date: 8/1/2023

To Date: 8/31/2023

Definition: !Final Budget Line Items - FY24

Account	Description	ACTUAL FY21	ACTUAL FY22	AdoptedFY23	YTD FY23	AdoptedFY24
2917.000.000.351011.000	CRIME VICTIMS ASSISTANC	(\$6,262.50)	(\$5,076.50)	(\$7,000.00)	(\$3,865.00)	(\$5,000.00)
2917.000.000.351021.000	CRIME VICTIMS ASSISTANC	(\$3,051.70)	(\$2,065.23)	(\$2,500.00)	(\$2,244.97)	(\$2,000.00)
2917.000.000.351030.000	CRIME VICTIMS ASSISTANC	(\$5,685.28)	(\$5,123.51)	(\$7,500.00)	(\$6,098.52)	(\$5,000.00)
2917.000.011.521000.820	CRIME VICTIMS ASSISTANC	\$23,300.00	\$19,400.00	\$17,000.00	\$0.00	\$12,000.00
FUND: CRIME VICTIMS ASSISTANCE - 2917		\$8,300.52	\$7,134.76	\$0.00	(\$12,208.49)	\$0.00

Park County

Final Budget Revenue & Expenditure Fund Line Item

Fiscal Year: 2023-2024

Print accounts with zero balance Round to whole dollars Account on new page

Exclude inactive accounts with zero balance

From Date: 8/1/2023

To Date: 8/31/2023

Definition: !Final Budget Line Items - FY24

Account	Description	ACTUAL FY21	ACTUAL FY22	AdoptedFY23	YTD FY23	AdoptedFY24
2927.000.000.383000.000	DHS/FEMA GRANT TRANSF	\$0.00	(\$8,270.76)	\$0.00	\$0.00	\$0.00
2927.001.000.331112.000	DHS/FEMA GRANT ((WILSAI	(\$6,200.00)	(\$162,550.55)	\$0.00	\$0.00	\$0.00
2927.001.000.383000.000	DHSDHS/FEMA GRANT ((WI	(\$245.00)	\$0.00	\$0.00	(\$90,296.08)	\$0.00
2927.001.020.420750.940	DHS/FEMA GRANT ((WILSAI	\$6,445.00	\$170,303.31	\$0.00	\$89,256.90	\$0.00
2927.007.000.331112.000	DHS/FEMA GRANT (CYBER	\$0.00	(\$36,842.86)	\$0.00	(\$22,971.85)	\$0.00
2927.007.020.420480.350	DHS/FEMA GRANT (CYBER	\$0.00	\$25,791.76	\$0.00	\$10,465.97	\$0.00
2927.007.020.420480.356	f	\$0.00	\$0.00	\$0.00	\$703.06	\$0.00
2927.007.020.420480.940	DHS/	\$0.00	\$0.00	\$0.00	\$12,767.52	\$0.00
2927.008.000.331112.000	DHS/FEMA GRANT (FIRE AC	\$0.00	\$0.00	(\$388,160.00)	\$0.00	\$0.00
2927.008.000.420480.210	DHS/FEMA GRANT (FIRE AC	\$0.00	\$0.00	\$388,160.00	\$0.00	\$0.00
2927.009.000.331112.000	DHS/FEMA GRANT (FIRE AC	\$0.00	\$0.00	\$0.00	\$0.00	(\$31,300.00)
2927.009.000.420480.350	DHS/FEMA GRANT (SEC) PF	\$0.00	\$0.00	\$0.00	\$0.00	\$30,000.00
2927.009.000.420480.356	DHS/FEMA GRANT (SEC) AI	\$0.00	\$0.00	\$0.00	\$0.00	\$1,300.00
FUND: DHS/FEMA - 2927		\$0.00	(\$11,569.10)	\$0.00	(\$74.48)	\$0.00

Park County

Final Budget Revenue & Expenditure Fund Line Item

Fiscal Year: 2023-2024

Print accounts with zero balance Round to whole dollars Account on new page

Exclude inactive accounts with zero balance

From Date: 8/1/2023

To Date: 8/31/2023

Definition: !Final Budget Line Items - FY24

Account	Description	ACTUAL FY21	ACTUAL FY22	AdoptedFY23	YTD FY23	AdoptedFY24
2940.000.000.331010.000	CDBG GRANT REVENUE	(\$21,000.00)	(\$8,353.39)	(\$30,000.00)	(\$21,646.61)	(\$50,000.00)
2940.000.000.365000.000	CDBG LOCAL CONTRIBUTION	(\$7,000.00)	\$0.00	\$0.00	\$0.00	(\$12,500.00)
2940.000.000.383000.000	CDBG TRANS IN (ARPA MAT)	\$0.00	(\$10,000.00)	(\$33,500.00)	(\$12,525.70)	\$0.00
2940.000.000.470110.350	CDBG GRANT PRO SVCS (C	\$105.00	\$0.00	\$63,500.00	\$0.00	\$0.00
2940.000.000.470110.850	CDBG GRANT PROJ ACT CC	\$27,700.00	\$0.00	\$0.00	\$0.00	\$0.00
2940.000.000.470210.350	CDBG GRANT PROFESSION	\$0.00	\$0.00	\$0.00	\$0.00	\$62,500.00
2940.000.029.430100.350	CDBG GARDINER CIP PRO :	\$0.00	\$8,401.39	\$0.00	\$44,144.31	\$0.00
FUND: CDBG GRANT - 2940		(\$195.00)	(\$9,952.00)	\$0.00	\$9,972.00	\$0.00

Park County

Final Budget Revenue & Expenditure Fund Line Item

Fiscal Year: 2023-2024

Print accounts with zero balance Round to whole dollars Account on new page

Exclude inactive accounts with zero balance

From Date: 8/1/2023

To Date: 8/31/2023

Definition: !Final Budget Line Items - FY24

Account	Description	ACTUAL FY21	ACTUAL FY22	AdoptedFY23	YTD FY23	AdoptedFY24
2950.000.000.335025.000	DUI TASK FORCE REINSTA	(\$6,992.02)	(\$5,947.35)	(\$6,000.00)	(\$5,657.89)	(\$6,000.00)
2950.000.000.383011.000	DUI TASK FORCE HEALTH T	\$0.00	\$0.00	(\$450.38)	(\$450.40)	(\$516.38)
2950.000.023.440110.111	DUI TASK FORCE P/R	\$0.00	\$0.00	\$3,288.60	\$3,265.76	\$5,483.92
2950.000.023.440110.141	DUI TASK FORCE P/R BENE	\$0.00	\$0.00	\$1,183.22	\$1,182.03	\$1,627.20
2950.000.152.420143.210	DUI TASK FORCE OFFICE C	\$3,313.57	\$1,217.08	\$0.00	\$2,173.13	\$0.00
2950.000.152.420143.350	DUI TASK FORCE PROF SE	\$819.20	\$305.75	\$0.00	\$3,000.00	\$0.00
FUND: DUI TASK FORCE - 2950		(\$2,859.25)	(\$4,424.52)	(\$1,978.56)	\$3,512.63	\$594.74

Park County

Final Budget Revenue & Expenditure Fund Line Item

Fiscal Year: 2023-2024

Print accounts with zero balance
 Round to whole dollars
 Account on new page
 Exclude inactive accounts with zero balance
 Definition: !Final Budget Line Items - FY24

From Date: 8/1/2023

To Date: 8/31/2023

Account	Description	ACTUAL FY21	ACTUAL FY22	AdoptedFY23	YTD FY23	AdoptedFY24
2958.000.000.334020.000	DES GRANT STATE DES PR	(\$37,497.33)	(\$37,500.00)	(\$45,000.00)	(\$45,000.00)	(\$41,250.00)
2958.000.000.383000.000	DES GRANT INTER OP TRAI	(\$42,000.00)	(\$41,750.00)	(\$45,000.00)	(\$45,100.00)	(\$48,700.00)
2958.000.000.383011.000	DES GRANT HEALTH INS TF	(\$8,287.68)	(\$8,287.68)	(\$9,007.68)	(\$9,007.68)	(\$10,327.68)
2958.000.020.420600.111	DES GRANT P/R PERM FTE	\$58,859.42	\$62,673.08	\$69,763.68	\$69,746.40	\$69,617.60
2958.000.020.420600.141	DES GRANT P/R BENEFITS	\$22,810.66	\$22,600.76	\$24,897.66	\$24,837.78	\$25,904.29
2958.000.020.420600.147	DES GRANT P/R CELL PHOI	\$259.20	\$259.20	\$259.20	\$259.20	\$259.20
2958.000.020.420600.200	DES GRANT SUPPLIES	\$488.65	\$229.45	\$1,500.00	\$1,664.18	\$1,500.00
2958.000.020.420600.220	DES GRANT SUPPLIES-EQU	\$0.00	\$29.99	\$0.00	\$0.00	\$0.00
2958.000.020.420600.229	DES GRANT SUPPLIES-NON	\$0.00	\$750.40	\$0.00	\$0.00	\$0.00
2958.000.020.420600.312	DES GRANT POSTAGE	\$6.85	\$0.00	\$0.00	\$1.50	\$0.00
2958.000.020.420600.342	DES GRANT TELEPHONE	\$439.92	\$431.15	\$500.00	\$531.58	\$500.00
2958.000.020.420600.350	DES GRANT PROFESSIONA	\$2,019.82	\$2,110.57	\$1,500.00	\$1,656.53	\$1,500.00
2958.000.020.420600.370	DES GRANT TRAVEL	\$84.79	\$439.83	\$1,000.00	\$1,250.51	\$1,000.00
FUND: DES - 2958		(\$2,815.70)	\$1,986.75	\$412.86	\$840.00	\$3.41

Park County

Final Budget Revenue & Expenditure Fund Line Item

Fiscal Year: 2023-2024

Print accounts with zero balance Round to whole dollars Account on new page

Exclude inactive accounts with zero balance

From Date: 8/1/2023

To Date: 8/31/2023

Definition: !Final Budget Line Items - FY24

Account	Description	ACTUAL FY21	ACTUAL FY22	AdoptedFY23	YTD FY23	AdoptedFY24
2965.000.000.334110.000	COMM DISEASE CONTROL	\$0.00	\$0.00	\$0.00	(\$144.75)	\$0.00
FUND: COMMUNICABLE DISEASE - 2965		\$0.00	\$0.00	\$0.00	(\$144.75)	\$0.00

Park County

Final Budget Revenue & Expenditure Fund Line Item

Fiscal Year: 2023-2024

Print accounts with zero balance Round to whole dollars Account on new page

Exclude inactive accounts with zero balance

From Date: 8/1/2023

To Date: 8/31/2023

Definition: !Final Budget Line Items - FY24

Account	Description	ACTUAL FY21	ACTUAL FY22	AdoptedFY23	YTD FY23	AdoptedFY24
2973.000.000.331143.000	MCH GRANT REVENUES	(\$13,724.60)	(\$13,183.80)	(\$12,795.00)	(\$12,896.40)	(\$12,983.00)
2973.000.000.383011.000	MCH GRANT HEALTH TRAN	\$0.00	\$0.00	(\$900.77)	(\$900.76)	(\$2,581.92)
2973.000.076.440170.111	MCH GRANT P/R PERM FTE	\$9,448.05	\$12,210.36	\$11,804.62	\$0.00	\$14,149.20
2973.000.076.440170.130	MCH GRANT P/R SICK / VAC	\$239.23	\$0.00	\$0.00	\$0.00	\$0.00
2973.000.076.440170.141	MCH GRANT P/R BENEFITS	\$2,287.86	\$1,884.15	\$1,022.12	\$0.00	\$5,805.85
2973.000.076.440170.147	MCH GRANT P/R CELL PHO	\$73.50	\$0.00	\$0.00	\$0.00	\$0.00
2973.000.076.440170.210	MCH GRANT OFFICE SUPPL	\$231.01	\$1,018.30	\$500.00	\$101.15	\$500.00
2973.000.076.440170.231	MCH GRANT FUEL, GAS, DE	\$0.00	\$0.00	\$300.00	\$22.92	\$300.00
2973.000.076.440170.312	MCH GRANT POSTAGE, BO	\$0.00	\$0.00	\$100.00	\$0.00	\$100.00
2973.000.076.440170.353	MCH GRANT ADMIN EXP	\$1,650.00	\$1,790.00	\$1,300.00	\$1,300.00	\$1,300.00
2973.000.076.440170.370	MCH GRANT TRAVEL	\$0.00	\$0.00	\$250.00	\$0.00	\$350.00
2973.000.076.440170.380	MCH GRANT TRAINING	\$0.00	\$35.00	\$250.00	\$0.00	\$350.00
2973.001.000.365020.000	MCH GRANT FY23 REVENU	(\$10,900.00)	\$0.00	\$0.00	\$0.00	\$0.00
2973.001.076.440170.111	MCH GRANT FY23 P/R PERI	\$0.00	\$7,457.18	\$17,064.28	\$5,687.28	\$0.00
2973.001.076.440170.112	MCH GRANT FY23 P/R TEMI	\$911.19	\$0.00	\$0.00	\$0.00	\$0.00
2973.001.076.440170.141	MCH GRANT FY23 P/R BENI	\$159.25	\$4,263.36	\$6,623.87	\$2,207.41	\$0.00
FUND: PHHV - 2973		(\$9,624.51)	\$15,474.55	\$25,519.12	(\$4,478.40)	\$7,290.13

Park County

Final Budget Revenue & Expenditure Fund Line Item

Fiscal Year: 2023-2024

Print accounts with zero balance Round to whole dollars Account on new page

Exclude inactive accounts with zero balance

From Date: 8/1/2023

To Date: 8/31/2023

Definition: !Final Budget Line Items - FY24

Account	Description	ACTUAL FY21	ACTUAL FY22	AdoptedFY23	YTD FY23	AdoptedFY24
2974.000.000.334110.000	WWE ARTHRITIS STATE GR	\$0.00	(\$400.00)	\$0.00	\$0.00	\$0.00
2974.000.080.440180.380	WWE ARTHRITIS TRAINING	\$0.00	\$35.00	\$0.00	\$0.00	\$0.00
FUND: HOME HEALTH - 2974		\$0.00	(\$365.00)	\$0.00	\$0.00	\$0.00

Park County

Final Budget Revenue & Expenditure Fund Line Item

Fiscal Year: 2023-2024

Print accounts with zero balance Round to whole dollars Account on new page

Exclude inactive accounts with zero balance

From Date: 8/1/2023

To Date: 8/31/2023

Definition: !Final Budget Line Items - FY24

Account	Description	ACTUAL FY21	ACTUAL FY22	AdoptedFY23	YTD FY23	AdoptedFY24
2975.000.000.331137.000	PHEP GRANT REVENUE	(\$39,574.00)	(\$39,574.00)	(\$39,754.00)	(\$39,574.00)	(\$39,574.00)
2975.000.000.362000.000	PHEP MISC REVENUE	(\$200.00)	\$0.00	\$0.00	\$0.00	\$0.00
2975.000.000.383011.000	PHEP HEALTH TRANS	\$0.00	\$0.00	(\$4,074.79)	(\$4,074.80)	(\$8,778.53)
2975.000.902.440100.111	PHEP P/R PERM FTE	\$3,934.63	\$7,893.71	\$26,535.60	\$29,170.20	\$35,256.00
2975.000.902.440100.112	PHEP P/R TEMP FTE	\$9,059.41	\$0.00	\$0.00	\$0.00	\$0.00
2975.000.902.440100.130	PHEP P/R SICK/VAC PAYOU	\$159.57	\$881.11	\$0.00	\$0.00	\$0.00
2975.000.902.440100.141	PHEP P/R BENEFITS	\$2,381.67	\$2,597.27	\$10,102.61	\$10,569.67	\$14,161.89
2975.000.902.440100.147	PHEP P/R CELL PHONES	\$515.00	\$559.20	\$600.00	\$0.00	\$0.00
2975.000.902.440100.200	PHEP SUPPLIES BUDGET	\$478.94	\$160.47	\$1,000.00	\$0.00	\$0.00
2975.000.902.440100.214	PHEP OFFICE SUPPLIES	\$0.00	\$445.16	\$4,000.00	\$1,630.61	\$1,050.00
2975.000.902.440100.222	PHEP CHEM, LAB, MED SUP	\$0.00	\$0.00	\$1,000.00	\$0.00	\$0.00
2975.000.902.440100.231	PHEP FUEL, GAS, DIESEL	\$29.18	\$0.00	\$200.00	\$0.00	\$100.00
2975.000.902.440100.312	PHEP POSTAGE	\$76.15	\$0.00	\$100.00	\$0.00	\$100.00
2975.000.902.440100.342	PHEP TELEPHONE	\$205.71	\$222.53	\$0.00	\$1,447.99	\$0.00
2975.000.902.440100.350	PHEP PROFESSIONAL SVC	\$1,230.00	\$120.00	\$1,000.00	\$0.00	\$0.00
2975.000.902.440100.353	PHEP ADMIN EXP	\$1,980.00	\$2,200.00	\$2,150.00	\$2,150.00	\$2,150.00
2975.000.902.440100.370	PHEP TRAVEL	\$113.24	\$2,025.72	\$0.00	\$591.50	\$0.00
2975.001.000.331137.000	PHEP COVID-19 DELIVERAE	(\$18,408.00)	\$0.00	\$0.00	\$0.00	\$0.00
2975.001.000.365000.000	PHEP COVID-19 CONTRIBU	(\$225.00)	\$0.00	\$0.00	\$0.00	\$0.00
2975.001.023.440100.210	PHEP COVID-19 DEL SUPPL	\$3,934.48	\$0.00	\$0.00	\$0.00	\$0.00
2975.001.023.440100.227	PHEP COVID-19 DEL TESTI	\$2,233.34	\$418.43	\$0.00	\$139.29	\$0.00
2975.001.023.440100.228	PHEP COVID-19 DEL CONT/	\$1,121.29	\$1,419.75	\$0.00	\$0.00	\$0.00
2975.001.023.440100.229	PHEP COVID-19 DEL VACCI	\$432.13	\$240.24	\$0.00	\$0.00	\$0.00
2975.001.023.440100.350	PHEP COVID-19 DEL PRO S	\$10,396.19	\$2,730.80	\$0.00	\$1,252.67	\$0.00

Park County

Final Budget Revenue & Expenditure Fund Line Item

Fiscal Year: 2023-2024

Print accounts with zero balance Round to whole dollars Account on new page

Exclude inactive accounts with zero balance

From Date: 8/1/2023

To Date: 8/31/2023

Definition: !Final Budget Line Items - FY24

Account	Description	ACTUAL FY21	ACTUAL FY22	AdoptedFY23	YTD FY23	AdoptedFY24
2975.001.023.440100.530	PHEP COVID-19 DEL RENT	\$5,540.00	\$3,650.00	\$0.00	\$0.00	\$0.00
2975.002.000.331137.000	PHEP COVID-19 POSITION C	(\$6,272.13)	(\$80,353.53)	\$0.00	\$0.00	\$0.00
2975.002.000.383011.000	PHEP COVID-19 HEALTH TR	\$0.00	\$0.00	(\$8,986.35)	(\$8,986.36)	\$0.00
2975.002.902.440100.111	PHEP INFECT DISEASE P/R	\$4,753.00	\$55,528.00	\$63,730.80	\$53,633.06	\$0.00
2975.002.902.440100.130	PUBLIC HEALTH SERVICES	\$0.00	\$2,453.98	\$0.00	\$0.00	\$0.00
2975.002.902.440100.141	PHEP INFECT DISEASE BEN	\$829.90	\$19,761.44	\$23,296.48	\$18,521.12	\$0.00
2975.002.902.440100.210	PHEP INFECT DISEASE OFF	\$111.04	\$0.00	\$0.00	\$522.29	\$0.00
2975.002.902.440100.353	PHEP INFECT DISEASE POS	\$578.19	\$2,610.11	\$0.00	\$0.00	\$0.00
2975.003.000.331137.000	DIS WORKFORCE GRANT R	\$0.00	(\$399.56)	\$0.00	(\$6,831.69)	(\$90,000.00)
2975.003.000.440100.111	DIS WORKFORCE P/R PERM	\$0.00	\$312.50	\$0.00	\$5,341.89	\$58,240.00
2975.003.000.440100.141	DIS WORKFORCE P/R BENE	\$0.00	\$27.07	\$0.00	\$469.55	\$23,476.42
2975.003.000.440100.200	DIS WORKFORCE SUPPLIE	\$0.00	\$59.99	\$500.00	\$116.43	\$2,500.00
2975.003.000.440100.231	DIS WORKFORCE FUEL	\$0.00	\$0.00	\$500.00	\$443.72	\$500.00
2975.003.000.440100.342	DIS WORKFORCE PHONE	\$0.00	\$0.00	\$0.00	\$491.25	\$600.00
2975.003.000.440100.370	PUBLIC HEALTH PREP TRA	\$0.00	\$0.00	\$0.00	\$0.00	\$1,500.00
2975.004.000.331137.000	WASTEWTR TEST GRANT R	\$0.00	\$0.00	\$0.00	\$0.00	(\$40,950.00)
2975.004.000.440140.111	WASTEWTR TEST P/R PERI	\$0.00	\$0.00	\$0.00	\$0.00	\$1,000.00
2975.004.000.440140.141	WASTEWTR TEST P/R BENE	\$0.00	\$0.00	\$0.00	\$0.00	\$940.00
2975.004.000.440140.350	WASTEWTR TEST PRO SER	\$0.00	\$0.00	\$0.00	\$0.00	\$36,960.00
2975.004.000.440140.356	WASTEWTR TEST ADMIN FI	\$0.00	\$0.00	\$0.00	\$0.00	\$2,050.00
FUND: PUBLIC HEALTH PREPAREDNESS - 2975		(\$14,586.07)	(\$14,009.61)	\$81,900.35	\$67,024.39	\$1,281.78

Park County

Final Budget Revenue & Expenditure Fund Line Item

Fiscal Year: 2023-2024

Print accounts with zero balance Round to whole dollars Account on new page

Exclude inactive accounts with zero balance

From Date: 8/1/2023

To Date: 8/31/2023

Definition: !Final Budget Line Items - FY24

Account	Description	ACTUAL FY21	ACTUAL FY22	AdoptedFY23	YTD FY23	AdoptedFY24
2976.000.000.331145.000	IMMUNIZE GRANT COVID F	\$0.00	\$0.00	\$0.00	(\$134,307.00)	\$0.00
2976.000.000.331146.000	IMMUNIZE GRANT FED IMM	(\$56,178.00)	(\$5,973.00)	(\$5,973.00)	(\$5,973.00)	(\$7,247.00)
2976.000.000.331147.000	IMMUNIZE GRANT M POX F	\$0.00	\$0.00	\$0.00	(\$10,117.00)	\$0.00
2976.000.000.331990.000	IMMUNIZE GRANT -FED CO	\$0.00	(\$3,070.54)	\$0.00	\$0.00	\$0.00
2976.000.000.334110.000	IMMUNIZE GRANT STATE R	\$0.00	(\$2,958.00)	(\$2,958.00)	(\$2,958.00)	(\$3,304.00)
2976.000.000.344060.000	IMMUNIZE HEALTH CLINIC	\$0.00	(\$1,130.58)	\$0.00	\$0.00	\$0.00
2976.000.000.383011.000	IMMUNIZE GRANT HEALTH	\$0.00	\$0.00	(\$4,954.22)	(\$4,954.24)	(\$4,131.07)
2976.000.901.440150.111	IMMUNIZE GRANT P/R FTE	\$89.08	\$0.00	\$0.00	\$19,058.13	\$0.00
2976.000.901.440150.130	IMMUNIZE GRANT P/R SICK	\$36.14	\$0.00	\$0.00	\$0.00	\$0.00
2976.000.901.440150.141	IMMUNIZE GRANT P/R BENI	\$46.50	\$0.00	\$0.00	\$6,334.68	\$0.00
2976.000.901.440150.231	IMMUNIZE GRANT FUEL (G	\$0.00	\$290.00	\$0.00	\$91.69	\$0.00
2976.000.901.440150.312	IMMUNIZE GRANT POSTAG	\$1.53	\$0.00	\$0.00	\$0.00	\$0.00
2976.000.901.440150.350	IMMUNIZE GRANT PRO SEF	\$0.00	\$300.00	\$0.00	\$0.00	\$0.00
2976.000.901.440150.370	IMMUNIZE GRANTTRAVEL (\$0.00	\$0.00	\$0.00	\$30.00	\$0.00
2976.000.902.440150.111	IMMUNIZE GRANT P/R PERI	\$51,709.31	\$10,409.26	\$39,275.14	\$29,376.26	\$50,904.88
2976.000.902.440150.130	IMMUNIZE GRANT P/R SICK	\$91.37	\$0.00	\$0.00	\$0.00	\$0.00
2976.000.902.440150.141	IMMUNIZE GRANT P/R BENI	\$6,728.97	\$1,517.13	\$11,749.97	\$7,569.24	\$14,310.69
2976.000.902.440150.147	IMMUNIZE GRANT P/R CELL	\$39.20	\$0.00	\$559.20	\$0.00	\$0.00
2976.000.902.440150.210	IMMUNIZE GRANT OFFICE S	\$0.00	\$86.68	\$200.00	\$3,218.00	\$1,000.00
2976.000.902.440150.220	IMMUNIZE GRANT COVID SI	\$309.51	\$0.00	\$0.00	\$0.00	\$0.00
2976.000.902.440150.353	IMMUNIZE GRANT ADMIN E	\$440.00	\$447.00	\$500.00	\$500.00	\$500.00
2976.000.902.440150.360	IMMUNIZE GRANT TRAININ	\$0.00	\$0.00	\$200.00	\$0.00	\$200.00
2976.000.902.440150.370	IMMUNIZE GRANT TRAVEL	\$0.00	\$0.00	\$200.00	\$123.84	\$200.00
2976.000.908.440150.231	IMMZ GRANT GAS,OIL,DIES	\$0.00	\$0.00	\$200.00	\$0.00	\$200.00
FUND: IMMUNIZATION - 2976		\$3,313.61	(\$82.05)	\$38,999.09	(\$92,007.40)	\$52,633.50

Park County

Final Budget Revenue & Expenditure Fund Line Item

Fiscal Year: 2023-2024

Print accounts with zero balance Round to whole dollars Account on new page

From Date: 8/1/2023

To Date: 8/31/2023

Exclude inactive accounts with zero balance

Definition: !Final Budget Line Items - FY24

Account	Description	ACTUAL FY21	ACTUAL FY22	AdoptedFY23	YTD FY23	AdoptedFY24
---------	-------------	-------------	-------------	-------------	----------	-------------

Park County

Final Budget Revenue & Expenditure Fund Line Item

Fiscal Year: 2023-2024

Print accounts with zero balance Round to whole dollars Account on new page

Exclude inactive accounts with zero balance

From Date: 8/1/2023

To Date: 8/31/2023

Definition: !Final Budget Line Items - FY24

Account	Description	ACTUAL FY21	ACTUAL FY22	AdoptedFY23	YTD FY23	AdoptedFY24
2977.000.000.331149.000	ASTHMA FED GRANT REV	\$0.00	\$0.00	(\$26,250.00)	\$0.00	(\$40,600.00)
2977.000.000.334110.000	ASTHMA STATE GRT REV	(\$24,000.00)	\$0.00	\$0.00	(\$30,000.00)	\$0.00
2977.000.000.362000.000	ASTHMA OTHER MISC REV	\$0.00	\$0.00	\$0.00	(\$88.50)	\$0.00
2977.000.000.383011.000	ASTHMA GRANT HEALTH TI	\$0.00	\$0.00	(\$2,251.92)	(\$2,251.92)	(\$3,098.30)
2977.000.902.440170.111	ASTHMA P/R PERM FTE	\$5,593.41	\$3,596.00	\$15,915.69	\$16,584.16	\$26,093.60
2977.000.902.440170.130	ASTHMA P/R SICK / VAC PA	\$414.84	\$0.00	\$0.00	\$0.00	\$0.00
2977.000.902.440170.141	ASTHMA P/R BENEFITS	\$2,080.58	\$1,193.20	\$1,399.21	\$3,011.71	\$8,591.80
2977.000.902.440170.147	ASTHMA P/R CELL PHONE	\$127.40	\$0.00	\$0.00	\$0.00	\$0.00
2977.000.902.440170.200	ASTHMA SUPPLIES	\$0.00	\$0.00	\$3,000.00	\$370.95	\$3,000.00
2977.000.902.440170.231	ASTHMA FUEL, GAS, DIESE	\$0.00	\$0.00	\$1,500.00	\$0.00	\$1,500.00
2977.000.902.440170.350	ASTHMA PRO SVCS	\$0.00	\$0.00	\$2,000.00	\$0.00	\$2,000.00
2977.000.902.440170.370	ASTHMA TRAVEL	\$0.00	\$0.00	\$1,000.00	\$0.00	\$1,000.00
2977.000.902.440170.380	ASTHMA TRAINING	\$0.00	\$0.00	\$1,500.00	\$0.00	\$1,500.00
FUND: ASTHMA GRANT - 2977		(\$15,783.77)	\$4,789.20	(\$2,187.02)	(\$12,373.60)	(\$12.90)

Park County

Final Budget Revenue & Expenditure Fund Line Item

Fiscal Year: 2023-2024

Print accounts with zero balance Round to whole dollars Account on new page

Exclude inactive accounts with zero balance

From Date: 8/1/2023

To Date: 8/31/2023

Definition: !Final Budget Line Items - FY24

Account	Description	ACTUAL FY21	ACTUAL FY22	AdoptedFY23	YTD FY23	AdoptedFY24
2978.000.000.331148.000	TOBACCO MTUPP FED REV	(\$34,560.00)	(\$5,000.00)	\$0.00	\$0.00	\$0.00
2978.000.000.334110.000	TOBACCO MTUPP STATE G	\$0.00	(\$31,000.00)	(\$40,000.00)	(\$40,000.00)	(\$40,000.00)
2978.000.000.383011.000	TOBACCO MTUPP HEALTH	\$0.00	\$0.00	(\$4,503.84)	(\$4,503.84)	(\$5,163.84)
2978.000.023.440110.111	TOBACCO MTUPP P/R PERI	\$18,113.47	\$18,622.69	\$32,358.69	\$29,531.68	\$35,562.80
2978.000.023.440110.141	TOBACCO MTUPP P/R BENF	\$7,634.77	\$6,535.63	\$7,313.32	\$8,275.14	\$10,290.29
2978.000.023.440110.147	TOBACCO MTUPP CELL PH	\$0.00	\$0.00	\$0.00	\$93.20	\$0.00
2978.000.023.440110.210	TOBACCO MTUPP OFFICE S	\$716.92	\$100.00	\$1,000.00	\$0.00	\$1,000.00
2978.000.023.440110.220	TOBACCO MTUPP COALITIC	\$123.64	\$399.89	\$1,000.00	\$763.96	\$1,000.00
2978.000.023.440110.330	TOBACCO MTUPP AD MEDI	\$704.58	\$544.95	\$2,000.00	\$300.00	\$2,000.00
2978.000.023.440110.353	TOBACCO MTUPP ADMIN E	\$0.00	\$0.00	\$1,800.00	\$0.00	\$1,800.00
2978.000.023.440110.370	TOBACCO MTUPP TRAVEL	\$39.45	\$976.51	\$1,000.00	\$0.00	\$1,000.00
2978.000.023.440110.380	TOBACCO MTUPP TRAINING	\$0.00	\$0.00	\$500.00	\$1,080.30	\$500.00
2978.001.000.331148.000	DIABETES DPP FED REVEN	\$0.00	\$0.00	(\$15,500.00)	(\$15,500.00)	(\$11,500.00)
2978.001.000.334110.000	DIABETES DPP STATE REV	\$0.00	\$0.00	\$0.00	(\$908.34)	\$0.00
2978.001.023.440110.111	DIABETES DPP P/R PERM F	\$0.00	\$0.00	\$5,000.00	\$0.00	\$13,187.20
2978.001.023.440110.141	DIABETES DPP P/R/BENEF	\$0.00	\$0.00	\$0.00	\$0.00	\$4,972.23
2978.001.023.440110.210	DIABETES DPP OFFICE SUF	\$0.00	\$0.00	\$1,175.00	\$0.00	\$1,175.00
2978.001.023.440110.220	DIABETES DPP COALITION	\$0.00	\$0.00	\$1,250.00	\$0.00	\$1,250.00
2978.001.023.440110.342	DIABETES DPP TELEPHONE	\$0.00	\$0.00	\$325.00	\$0.00	\$350.00
2978.001.023.440110.370	DIABETES DPP TRAVEL	\$0.00	\$0.00	\$0.00	\$169.90	\$0.00
FUND: CHRONIC DIS & PREV - 2978		(\$7,227.17)	(\$8,820.33)	(\$5,281.83)	(\$20,698.00)	\$17,423.68

Park County

Final Budget Revenue & Expenditure Fund Line Item

Fiscal Year: 2023-2024

Print accounts with zero balance
 Round to whole dollars
 Account on new page
 Exclude inactive accounts with zero balance
 Definition: !Final Budget Line Items - FY24

From Date: 8/1/2023

To Date: 8/31/2023

Account	Description	ACTUAL FY21	ACTUAL FY22	AdoptedFY23	YTD FY23	AdoptedFY24
2979.000.000.331998.000	WIC GRANT FMNP REV	\$0.00	\$0.00	\$0.00	\$0.00	(\$380.00)
2979.000.000.331999.000	WIC GRANT REVENUE	(\$44,987.79)	(\$53,541.08)	(\$59,622.00)	(\$76,795.45)	(\$70,200.00)
2979.000.000.362000.000	WIC MISC REVENUE	\$0.00	\$0.00	\$0.00	(\$600.00)	\$0.00
2979.000.000.383011.000	WIC GRANT HEALTH TRANS	\$0.00	\$0.00	(\$9,458.06)	(\$9,458.08)	(\$7,745.76)
2979.000.079.440190.111	WIC P/R PERM FTE	\$24,897.42	\$39,545.40	\$39,817.16	\$51,185.52	\$42,447.60
2979.000.079.440190.112	WIC P/R TEMP FTE	\$3,829.50	\$0.00	\$0.00	\$0.00	\$0.00
2979.000.079.440190.141	WIC P/R BENEFITS	\$5,021.54	\$6,931.52	\$15,455.49	\$19,869.02	\$17,417.57
2979.000.079.440190.210	WIC OFFICE SUPPLIES	\$117.78	\$724.65	\$500.00	\$228.21	\$500.00
2979.000.079.440190.220	WIC OPERATING SUPPLIES	\$2,557.50	\$184.67	\$750.00	\$2,196.25	\$1,000.00
2979.000.079.440190.231	WIC FUEL, GAS, DIESEL	\$0.00	\$62.46	\$0.00	\$47.42	\$0.00
2979.000.079.440190.312	WIC POSTAGE, BOX RENT	\$146.52	\$248.44	\$100.00	\$279.59	\$300.00
2979.000.079.440190.342	WIC TELEPHONE	\$482.91	\$391.37	\$500.00	\$285.88	\$400.00
2979.000.079.440190.353	WIC ADMIN EXP	\$2,746.00	\$2,746.00	\$2,680.00	\$2,680.00	\$2,680.00
2979.000.079.440190.359	WIC OTHER PROFESSIONA	\$103.73	\$479.10	\$250.00	\$160.69	\$250.00
2979.000.079.440190.370	WIC TRAVEL	\$16.62	\$47.47	\$212.68	\$726.60	\$1,000.00
2979.000.079.440190.380	WIC TRAINING	\$1,696.00	\$564.31	\$500.00	\$754.53	\$1,000.00
2979.000.079.440190.531	WIC OFFICE RENT	\$2,000.00	\$1,800.00	\$0.00	\$0.00	\$0.00
2979.001.000.331999.000	WIC / BREASTFEEDING GR	(\$5,638.49)	(\$3,880.43)	\$0.00	(\$3,602.16)	(\$5,359.00)
2979.001.079.440190.111	WIC / BREASTFEEDING P/R	\$5,074.44	\$3,910.69	\$5,684.75	\$2,487.94	\$6,527.04
2979.001.079.440190.121	WIC / BREADTFEEDING P/R	\$0.00	\$200.52	\$0.00	\$0.00	\$0.00
2979.001.079.440190.141	WIC / BREASTFEEDING P/R	\$887.05	\$736.65	\$2,805.72	\$441.91	\$1,145.20
2979.001.079.440190.147	WIC / BREASTFEEDING P/R	\$0.00	\$186.40	\$559.20	\$559.20	\$559.20
2979.001.079.440190.210	WIC / BREASTFEEDING OFF	\$1,117.78	\$0.00	\$0.00	\$0.00	\$0.00
2979.001.079.440190.220	WIC / BREASTFEEDING OP	\$22.54	\$0.00	\$0.00	\$0.00	\$0.00

Park County

Final Budget Revenue & Expenditure Fund Line Item

Fiscal Year: 2023-2024

Print accounts with zero balance Round to whole dollars Account on new page

Exclude inactive accounts with zero balance

From Date: 8/1/2023

To Date: 8/31/2023

Definition: !Final Budget Line Items - FY24

Account	Description	ACTUAL FY21	ACTUAL FY22	AdoptedFY23	YTD FY23	AdoptedFY24
2979.001.079.440190.231	WIC / BREASTFEEDING FUE	\$0.00	\$0.00	\$0.00	\$0.00	\$200.00
FUND: WIC - WOMEN, INFANT & CHILDREN - 2979		\$91.05	\$1,338.14	\$734.94	(\$8,552.93)	(\$8,258.15)

Park County

Final Budget Revenue & Expenditure Fund Line Item

Fiscal Year: 2023-2024

Print accounts with zero balance Round to whole dollars Account on new page

Exclude inactive accounts with zero balance

From Date: 8/1/2023

To Date: 8/31/2023

Definition: !Final Budget Line Items - FY24

Account	Description	ACTUAL FY21	ACTUAL FY22	AdoptedFY23	YTD FY23	AdoptedFY24
2980.000.000.334110.000	MHCF PEER SUPPORT GRT	\$0.00	\$0.00	(\$100,000.00)	(\$18,697.50)	\$0.00
2980.000.023.440180.111	MHCF PEER SUPPORT P/R	\$0.00	\$0.00	\$0.00	\$19,737.00	\$38,615.20
2980.000.023.440180.141	MHCF PEER SUPPORT P/R	\$0.00	\$0.00	\$0.00	\$4,059.83	\$14,105.17
2980.000.023.440180.220	MHCF PEER SUPPORT OPE	\$0.00	\$0.00	\$0.00	\$453.15	\$0.00
2980.000.023.440180.342	MHCF PEER SUPPORT TEL	\$0.00	\$0.00	\$0.00	\$456.72	\$0.00
2980.000.023.440180.350	MHCF PEER SUPPORT PRC	\$0.00	\$0.00	\$100,000.00	\$2,240.35	\$0.00
2980.000.023.440180.370	MHCF PEER SUPPORT TRA	\$0.00	\$0.00	\$0.00	\$902.72	\$0.00
2980.001.000.334110.000	DPHHS CRISIS INTRVN GRT	\$0.00	(\$47,677.35)	(\$40,000.00)	(\$20,856.74)	(\$20,000.00)
2980.001.023.440180.350	DPHHS CRISIS INTRVN GRT	\$0.00	\$8,819.00	\$40,000.00	\$11,312.30	\$20,000.00
2980.001.023.440180.353	DPHHS CRISIS INTRVN GR1	\$0.00	\$9,193.35	\$0.00	\$42.75	\$0.00
2980.001.023.440180.370	DPHHS CRISIS INTRVN GRT	\$0.00	\$225.00	\$0.00	\$138.75	\$0.00
2980.001.023.440180.940	DPHHS CRISIS INTRVN GRT	\$0.00	\$29,440.00	\$0.00	\$0.00	\$0.00
2980.001.023.521000.820	DPHHS CRISIS INTRVN GR1	\$0.00	\$0.00	\$0.00	\$6,281.20	\$0.00
2980.003.000.334110.000	DPHHS COMM CARE (CTC)	\$0.00	\$0.00	\$0.00	(\$10,348.49)	(\$75,000.00)
2980.003.023.440180.112	DPHHS COMM CARE (CTC)	\$0.00	\$0.00	\$0.00	\$3,695.00	\$28,470.00
2980.003.023.440180.141	DPHHS COMM CARE (CTC)	\$0.00	\$0.00	\$0.00	\$652.69	\$14,966.58
2980.003.023.440180.220	DPHHS COMM CARE (CTC)	\$0.00	\$0.00	\$0.00	\$4,567.27	\$2,000.00
2980.003.023.440180.231	DPHHS COMM CARE (CTC)	\$0.00	\$0.00	\$0.00	\$12.73	\$200.00
2980.003.023.440180.342	DPHHS COMM CARE (CTC)	\$0.00	\$0.00	\$0.00	\$127.91	\$600.00
2980.003.023.440180.370	DPHHS COMM CARE (CTC)	\$0.00	\$0.00	\$0.00	\$198.00	\$1,500.00
2980.004.000.331139.000	DPHHS FLD IMPACT FED GI	\$0.00	\$0.00	\$0.00	(\$37,420.83)	(\$120,000.00)
2980.004.000.334110.000	DPHHS FLD IMPACT STATE	\$0.00	\$0.00	\$0.00	\$0.00	(\$7,000.00)
2980.004.023.440180.112	DPHHS FLD IMPACT GRT P/	\$0.00	\$0.00	\$0.00	\$28,188.44	\$100,000.00
2980.004.023.440180.141	DPHHS FLD IMPACT GRT P/	\$0.00	\$0.00	\$0.00	\$5,473.10	\$25,000.00

Park County

Final Budget Revenue & Expenditure Fund Line Item

Fiscal Year: 2023-2024

Print accounts with zero balance Round to whole dollars Account on new page

Exclude inactive accounts with zero balance

From Date: 8/1/2023

To Date: 8/31/2023

Definition: !Final Budget Line Items - FY24

Account	Description	ACTUAL FY21	ACTUAL FY22	AdoptedFY23	YTD FY23	AdoptedFY24
2980.004.023.440180.220	DPHHS FLD IMPACT GRT O	\$0.00	\$0.00	\$0.00	\$409.64	\$0.00
2980.004.023.440180.231	DPHHS FLD IMPACT GRT FI	\$0.00	\$0.00	\$0.00	\$297.25	\$2,000.00
2980.004.023.440180.342	DPHHS FLD IMPACT GRT TF	\$0.00	\$0.00	\$0.00	\$303.96	\$0.00
2980.004.023.440180.350	DPHHS FLD IMPACT GRT PI	\$0.00	\$0.00	\$0.00	\$62.00	\$0.00
2980.004.023.440180.353	DPHHS FLD IMPACT GRT AF	\$0.00	\$0.00	\$0.00	\$1,781.94	\$0.00
2980.004.023.440180.370	DPHHS FLD IMPACT GRT TF	\$0.00	\$0.00	\$0.00	\$904.50	\$0.00
2980.005.000.334110.000	DPHHS FLD IMPACT GRT RI	\$0.00	\$0.00	\$0.00	\$0.00	(\$20,000.00)
2980.005.023.440180.350	DPHHS FLD IMPACT GRT PI	\$0.00	\$0.00	\$0.00	\$0.00	\$20,000.00
FUND: BEHAVIORAL HEALTH - 2980		\$0.00	\$0.00	\$0.00	\$4,975.64	\$25,456.95

Park County

Final Budget Revenue & Expenditure Fund Line Item

Fiscal Year: 2023-2024

Print accounts with zero balance Round to whole dollars Account on new page

Exclude inactive accounts with zero balance

From Date: 8/1/2023

To Date: 8/31/2023

Definition: !Final Budget Line Items - FY24

Account	Description	ACTUAL FY21	ACTUAL FY22	AdoptedFY23	YTD FY23	AdoptedFY24
2981.000.000.362000.000	OPIOID SETTLMT MISC REV	\$0.00	\$0.00	\$0.00	(\$31,407.82)	\$0.00
FUND: OPIOID SETTLEMENT - 2981		\$0.00	\$0.00	\$0.00	(\$31,407.82)	\$0.00

Park County

Final Budget Revenue & Expenditure Fund Line Item

Fiscal Year: 2023-2024

Print accounts with zero balance Round to whole dollars Account on new page

Exclude inactive accounts with zero balance

From Date: 8/1/2023

To Date: 8/31/2023

Definition: !Final Budget Line Items - FY24

Account	Description	ACTUAL FY21	ACTUAL FY22	AdoptedFY23	YTD FY23	AdoptedFY24
2995.000.000.331990.000	LATCF TRIBAL CONSISTENI	\$0.00	\$0.00	\$0.00	(\$1,528,682.41)	(\$1,528,682.41)
2995.000.018.521000.820	LATCF- PCSO Trans Out 230	\$0.00	\$0.00	\$0.00	\$0.00	\$350,000.00
2995.000.020.420600.229	LATCF- DES Computer Eq	\$0.00	\$0.00	\$0.00	\$6,306.95	\$5,955.49
2995.000.023.440110.210	LATCF- Health Dept Supplies	\$0.00	\$0.00	\$0.00	\$750.00	\$0.00
2995.000.029.430240.400	LATCF- Road Materials	\$0.00	\$0.00	\$0.00	\$338,368.75	\$0.00
2995.000.029.430240.940	LATCF- Road Cap Outlay Eq	\$0.00	\$0.00	\$0.00	\$1,088,463.70	\$665,796.00
2995.000.029.521000.820	LATCF - Road Trans Out 2111	\$0.00	\$0.00	\$0.00	\$7,372.00	\$0.00
2995.000.034.460210.940	LATCF- Fair Building CIP	\$0.00	\$0.00	\$0.00	\$0.00	\$325,000.00
2995.000.056.460452.350	LATCF- Museum Planning Sv	\$0.00	\$0.00	\$0.00	\$70,516.06	\$178,649.00
2995.000.142.411040.212	LATCF- GIS Small Eq	\$0.00	\$0.00	\$0.00	\$4,028.00	\$0.00
2995.000.145.420540.212	LATCF- Compliance Small Eq	\$0.00	\$0.00	\$0.00	\$1,497.27	\$0.00
2995.000.904.521000.820	LATCF- WRT Equip Trans Ou	\$0.00	\$0.00	\$0.00	\$0.00	\$14,086.82
FUND: LACTF TRIBAL CONSISTENCY FUND - 2995		\$0.00	\$0.00	\$0.00	(\$11,379.68)	\$10,804.90

Park County

Final Budget Revenue & Expenditure Fund Line Item

Fiscal Year: 2023-2024

Print accounts with zero balance Round to whole dollars Account on new page

Exclude inactive accounts with zero balance

From Date: 8/1/2023

To Date: 8/31/2023

Definition: !Final Budget Line Items - FY24

Account	Description	ACTUAL FY21	ACTUAL FY22	AdoptedFY23	YTD FY23	AdoptedFY24
4010.000.000.334120.000	RD & BR CIP- TSEP GRANT	\$0.00	\$0.00	\$0.00	\$0.00	(\$300,000.00)
4010.000.000.383000.000	RD & BR CIP- TRANSFERS I	\$0.00	\$0.00	\$0.00	\$0.00	(\$200,000.00)
4010.004.000.365020.000	RD & BR CIP-ROCK CR BR/F	(\$10,000.00)	\$0.00	\$0.00	\$0.00	\$0.00
4010.004.000.383000.000	RD & BR CIP-ROCK CR BR/F	(\$26,233.68)	\$0.00	\$0.00	\$0.00	\$0.00
4010.004.031.430236.930	RD & BR CIP-ROCK CR BR/F	\$36,233.68	\$0.00	\$0.00	\$0.00	\$300,000.00
4010.005.031.430236.350	RD & BR CIP-MN BOULDER	\$0.00	\$0.00	\$0.00	\$0.00	\$200,000.00
FUND: ROAD & BRIDGE CIP - 4010		\$0.00	\$0.00	\$0.00	\$0.00	\$0.00

Park County

Final Budget Revenue & Expenditure Fund Line Item

Fiscal Year: 2023-2024

Print accounts with zero balance Round to whole dollars Account on new page

Exclude inactive accounts with zero balance

From Date: 8/1/2023

To Date: 8/31/2023

Definition: !Final Budget Line Items - FY24

Account	Description	ACTUAL FY21	ACTUAL FY22	AdoptedFY23	YTD FY23	AdoptedFY24
4011.000.000.383000.000	RD & BRDG EQ CIP - TRANS	(\$28,800.00)	(\$743,144.15)	(\$505,000.00)	(\$1,071,161.00)	(\$1,581,040.44)
4011.000.029.430230.940	RD & BRDG EQ CIP - ROAD	\$28,800.00	\$588,069.64	\$505,000.00	\$1,376,188.05	\$1,531,040.44
4011.000.031.430230.940	RD & BRDG EQ CIP - BRIDG	\$0.00	\$0.00	\$0.00	\$0.00	\$50,000.00
FUND: ROAD & BRIDGE EQUIPMENT - 4011		\$0.00	(\$155,074.51)	\$0.00	\$305,027.05	\$0.00

Park County

Final Budget Revenue & Expenditure Fund Line Item

Fiscal Year: 2023-2024

Print accounts with zero balance Round to whole dollars Account on new page

Exclude inactive accounts with zero balance

From Date: 8/1/2023

To Date: 8/31/2023

Definition: !Final Budget Line Items - FY24

Account	Description	ACTUAL FY21	ACTUAL FY22	AdoptedFY23	YTD FY23	AdoptedFY24
4020.000.000.371010.000	JUNK VEH CAPITAL PROJ- I	(\$93.77)	(\$209.97)	(\$200.00)	(\$223.83)	\$0.00
4020.000.000.383000.000	JUNK VEH CAPITAL PROJ- T	(\$21,257.65)	(\$8,258.00)	(\$4,000.00)	\$0.00	(\$614.11)
4020.000.072.430830.900	JUNK VEH CAPITAL PROJ- C	\$0.00	\$0.00	\$60,000.00	\$70,000.00	\$0.00
FUND: JUNK VEHICLES CIP - 4020		(\$21,351.42)	(\$8,467.97)	\$55,800.00	\$69,776.17	(\$614.11)

Park County

Final Budget Revenue & Expenditure Fund Line Item

Fiscal Year: 2023-2024

Print accounts with zero balance Round to whole dollars Account on new page

Exclude inactive accounts with zero balance

From Date: 8/1/2023

To Date: 8/31/2023

Definition: !Final Budget Line Items - FY24

Account	Description	ACTUAL FY21	ACTUAL FY22	AdoptedFY23	YTD FY23	AdoptedFY24
4025.000.000.371010.000	MOSQUITO EQUIP CIP INTE	(\$8.97)	\$0.00	(\$50.00)	\$0.00	\$0.00
4025.000.000.383000.000	MOSQUITO EQUIP CIP INTE	(\$18,886.77)	\$0.00	\$0.00	\$0.00	(\$2,000.00)
4025.000.045.430830.900	MOSQUITO EQUIP CIP CAPI	\$26,465.00	\$0.00	\$0.00	\$0.00	\$0.00
FUND: MOSQUITO EQUIPMENT CIP - 4025		\$7,569.26	\$0.00	(\$50.00)	\$0.00	(\$2,000.00)

Park County

Final Budget Revenue & Expenditure Fund Line Item

Fiscal Year: 2023-2024

Print accounts with zero balance Round to whole dollars Account on new page

Exclude inactive accounts with zero balance

From Date: 8/1/2023

To Date: 8/31/2023

Definition: !Final Budget Line Items - FY24

Account	Description	ACTUAL FY21	ACTUAL FY22	AdoptedFY23	YTD FY23	AdoptedFY24
4030.000.000.365020.000	FAIR CAPITAL PROJ- LOCAL	\$0.00	\$0.00	\$0.00	(\$40,501.76)	\$0.00
4030.000.000.371010.000	FAIR CAPITAL PROJ- INTEF	(\$4.03)	\$0.00	(\$5.00)	(\$54.74)	\$0.00
4030.000.000.382020.000	FAIR CAPITAL PROJ-INSUR	(\$13,693.00)	(\$5,469.98)	\$0.00	\$0.00	\$0.00
4030.000.000.383000.000	FAIR CAPITAL PROJ- TRAN:	(\$15,400.00)	(\$19,456.00)	\$0.00	\$0.00	\$0.00
4030.000.034.460220.350	FAIR CAPITAL PROJ- PRO S	\$14,042.98	\$2,588.22	\$0.00	\$0.00	\$0.00
4030.000.034.460220.930	FAIR CAPITAL PROJ- IMPRC	\$15,082.00	\$22,342.21	\$0.00	\$80,253.52	\$0.00
FUND: FAIR BUILDING & EQUIPMENT - 4030		\$27.95	\$4.45	(\$5.00)	\$39,697.02	\$0.00

Park County

Final Budget Revenue & Expenditure Fund Line Item

Fiscal Year: 2023-2024

Print accounts with zero balance Round to whole dollars Account on new page

Exclude inactive accounts with zero balance

From Date: 8/1/2023

To Date: 8/31/2023

Definition: !Final Budget Line Items - FY24

Account	Description	ACTUAL FY21	ACTUAL FY22	AdoptedFY23	YTD FY23	AdoptedFY24
4040.000.000.371010.000	LAW ENF CIP- INT EARNED	(\$42.64)	(\$64.18)	(\$150.00)	(\$778.88)	\$0.00
4040.000.000.383000.000	LAW ENF CIP- TRANS IN	(\$5,600.00)	\$0.00	\$0.00	\$0.00	\$0.00
4040.000.018.420110.940	LAW ENF CIP- CAP OUTLAY	\$5,600.00	\$0.00	\$0.00	\$0.00	\$0.00
FUND: LAW ENFORCEMENT BLDG & EQUIP - 4040		(\$42.64)	(\$64.18)	(\$150.00)	(\$778.88)	\$0.00

Park County

Final Budget Revenue & Expenditure Fund Line Item

Fiscal Year: 2023-2024

Print accounts with zero balance Round to whole dollars Account on new page

Exclude inactive accounts with zero balance

From Date: 8/1/2023

To Date: 8/31/2023

Definition: !Final Budget Line Items - FY24

Account	Description	ACTUAL FY21	ACTUAL FY22	AdoptedFY23	YTD FY23	AdoptedFY24
4050.000.000.371010.000	ANGELLINE CIP INTEREST I	(\$17.44)	(\$118.77)	(\$10.00)	(\$388.68)	\$0.00
4050.000.000.383000.000	ANGELLINE CIP TRANSFER	(\$20,000.00)	(\$40,000.00)	\$0.00	(\$20,000.00)	(\$20,000.00)
4050.000.117.450300.940	ANGELLINE CIP- CAPITAL E	\$0.00	\$0.00	\$63,331.00	\$63,331.00	\$0.00
FUND: ANGELLINE CAPITAL EQUIP - 4050		(\$20,017.44)	(\$40,118.77)	\$63,321.00	\$42,942.32	(\$20,000.00)

Park County

Final Budget Revenue & Expenditure Fund Line Item

Fiscal Year: 2023-2024

Print accounts with zero balance Round to whole dollars Account on new page

Exclude inactive accounts with zero balance

From Date: 8/1/2023

To Date: 8/31/2023

Definition: !Final Budget Line Items - FY24

Account	Description	ACTUAL FY21	ACTUAL FY22	AdoptedFY23	YTD FY23	AdoptedFY24
4060.000.000.371010.000	FACILITY IMPROV CIP- INTE	(\$3.01)	\$0.00	(\$5.00)	\$0.00	\$0.00
4060.000.000.383000.000	FACILITY IMPROV CIP- TRA	(\$3,000.00)	(\$15,300.00)	\$0.00	(\$22,000.00)	\$0.00
4060.000.012.411240.350	FACILITY IMPROV CIP - PRC	\$0.00	\$0.00	\$0.00	\$9,145.51	\$0.00
4060.000.012.411240.900	FACILITY IMPROV CIP - CAF	\$7,673.40	\$15,517.40	\$0.00	\$12,777.60	\$0.00
FUND: FACILITY IMPROVEMENTS - 4060		\$4,670.39	\$217.40	(\$5.00)	(\$76.89)	\$0.00

Park County

Final Budget Revenue & Expenditure Fund Line Item

Fiscal Year: 2023-2024

Print accounts with zero balance Round to whole dollars Account on new page

Exclude inactive accounts with zero balance

From Date: 8/1/2023

To Date: 8/31/2023

Definition: !Final Budget Line Items - FY24

Account	Description	ACTUAL FY21	ACTUAL FY22	AdoptedFY23	YTD FY23	AdoptedFY24
4070.000.000.371010.000	WEED CIP INTEREST	(\$141.81)	(\$221.40)	(\$300.00)	(\$1,494.93)	\$0.00
4070.000.000.383000.000	WEED CIP TRANSFER IN	\$0.00	\$0.00	(\$4,000.00)	\$0.00	(\$20,000.00)
4070.000.032.431100.940	WEED CIP CAPITAL EQUIPM	\$0.00	\$0.00	\$40,000.00	\$30,599.00	\$0.00
FUND: WEED CIP - 4070		(\$141.81)	(\$221.40)	\$35,700.00	\$29,104.07	(\$20,000.00)

Park County

Final Budget Revenue & Expenditure Fund Line Item

Fiscal Year: 2023-2024

Print accounts with zero balance Round to whole dollars Account on new page

Exclude inactive accounts with zero balance

From Date: 8/1/2023

To Date: 8/31/2023

Definition: !Final Budget Line Items - FY24

Account	Description	ACTUAL FY21	ACTUAL FY22	AdoptedFY23	YTD FY23	AdoptedFY24
4320.000.000.337000.000	YELLOWSTONE BR COL GC	\$0.00	(\$11,649.57)	\$0.00	\$0.00	\$0.00
4320.000.000.362000.000	YELLOWSTONE BR MISC RI	(\$12,000.00)	\$0.00	\$0.00	\$0.00	\$0.00
4320.000.000.383000.000	YELLOWSTONE BR TRANSF	\$0.00	(\$16,365.98)	\$0.00	\$0.00	\$0.00
4320.000.031.430236.350	YELLOWSTONE BR PROF S	\$0.00	\$39,871.55	\$0.00	\$0.00	\$0.00
4320.000.031.430236.353	YELLOWSTONE BR ADMIN I	\$0.00	\$144.00	\$0.00	\$0.00	\$0.00
FUND: RIVERWALK BRIDGE - 4320		(\$12,000.00)	\$12,000.00	\$0.00	\$0.00	\$0.00

Park County

Final Budget Revenue & Expenditure Fund Line Item

Fiscal Year: 2023-2024

Print accounts with zero balance Round to whole dollars Account on new page

From Date: 8/1/2023

To Date: 8/31/2023

Exclude inactive accounts with zero balance

Definition: !Final Budget Line Items - FY24

Account	Description	ACTUAL FY21	ACTUAL FY22	AdoptedFY23	YTD FY23	AdoptedFY24
4500.000.000.362000.000	BN CAPITAL MISC REV	\$0.00	(\$232.34)	\$0.00	\$0.00	\$0.00
4500.000.000.371010.000	BN CAPITAL- INTEREST	(\$106,823.82)	(\$63,389.01)	(\$120,000.00)	(\$75,730.78)	(\$120,000.00)
4500.000.018.521000.820	BN CAPITAL-TRANSF OUT T	\$70,469.12	\$69,663.94	\$68,888.77	\$68,888.77	\$82,300.00
4500.000.029.430240.790	BN CAPITAL-FLAP CONTRIE	\$0.00	\$4,100.00	\$0.00	\$0.00	\$0.00
4500.000.029.521000.820	BN CAPITAL-TRANSF OUT T	\$0.00	\$0.00	\$505,000.00	\$0.00	\$0.00
4500.000.031.521000.820	BN CAPITAL-TRANSF OUT T	\$38,533.04	\$38,538.40	\$38,594.95	\$38,594.95	\$58,632.01
4500.000.131.521000.820	BN CAPITAL-TRANSF OUT T	\$0.00	\$60,000.00	\$0.00	\$0.00	\$0.00
4500.000.132.521000.820	BN CAPITAL-TRANSF OUT T	\$0.00	\$0.00	\$415,000.00	\$0.00	\$0.00
FUND: BN CAPITAL - 4500		\$2,178.34	\$108,680.99	\$907,483.72	\$31,752.94	\$20,932.01

Park County

Final Budget Revenue & Expenditure Fund Line Item

Fiscal Year: 2023-2024

Print accounts with zero balance Round to whole dollars Account on new page

Exclude inactive accounts with zero balance

From Date: 8/1/2023

To Date: 8/31/2023

Definition: !Final Budget Line Items - FY24

Account	Description	ACTUAL FY21	ACTUAL FY22	AdoptedFY23	YTD FY23	AdoptedFY24
4620.000.000.383000.000	SAR CAPITAL PROJ- TRANS	(\$10,700.00)	\$0.00	(\$15,000.00)	(\$17,200.00)	\$0.00
4620.000.018.420740.900	SAR CAPITAL PROJ- CAPIT	\$10,684.00	\$0.00	\$15,000.00	\$17,161.00	\$0.00
FUND: SEARCH & RESCUE - 4620		(\$16.00)	\$0.00	\$0.00	(\$39.00)	\$0.00

Park County

Final Budget Revenue & Expenditure Fund Line Item

Fiscal Year: 2023-2024

Print accounts with zero balance Round to whole dollars Account on new page

Exclude inactive accounts with zero balance

From Date: 8/1/2023

To Date: 8/31/2023

Definition: !Final Budget Line Items - FY24

Account	Description	ACTUAL FY21	ACTUAL FY22	AdoptedFY23	YTD FY23	AdoptedFY24
4670.000.000.383000.000	AIRPORT CIP - TRANSFERS	(\$60,000.00)	\$0.00	(\$50,000.00)	(\$50,000.00)	(\$80,000.00)
4670.000.162.430320.900	AIRPORT CIP - FACILITIES	\$0.00	\$0.00	\$30,000.00	\$0.00	\$0.00
4670.001.000.331129.000	AIRPT CIP FAA GRT REV (TI	\$0.00	\$0.00	(\$480,000.00)	\$0.00	\$0.00
4670.001.162.430310.900	AIRPT CIP CAP OUT (TERMI	\$0.00	\$9,500.00	\$500,000.00	\$0.00	\$0.00
4670.002.000.331129.000	AIRPT CIP FAA GRT REV (L	\$0.00	(\$87,642.00)	\$0.00	(\$1,419,339.00)	\$0.00
4670.002.000.334030.000	AIRPT CIP MDT AERO GRNT	\$0.00	\$0.00	\$0.00	(\$31,500.00)	\$0.00
4670.002.000.365020.000	AIRPT CIP LCL/PRVT GRAN	\$0.00	\$0.00	(\$400,000.00)	\$0.00	\$0.00
4670.002.162.430310.900	AIRPT CIP CAP OUTLAY (LV	\$0.00	\$97,030.00	\$400,000.00	\$1,577,043.34	\$0.00
4670.003.000.334030.000	AIRPT CIP MDOT AERO GR	\$0.00	\$0.00	\$0.00	(\$580,000.00)	\$0.00
4670.003.000.365020.000	AIRPT CIP LCL/PRVT GRAN	\$0.00	(\$115,000.00)	(\$115,000.00)	\$0.00	(\$130,000.00)
4670.003.000.381070.000	AIRPT CIP MDOT LOAN PRC	\$0.00	\$0.00	\$0.00	(\$102,852.00)	\$0.00
4670.003.162.430310.900	AIRPT CIP CAP OUTLAY (G	\$0.00	\$0.00	\$0.00	\$0.00	\$170,000.00
4670.005.000.331129.000	AIRPT CIP FAA GRT REV (L	\$0.00	\$0.00	\$0.00	(\$215,696.50)	\$0.00
4670.005.162.430310.900	AIRPT CIP CAP OUTLAY (LV	\$0.00	\$0.00	\$0.00	\$239,662.78	\$0.00
4670.006.000.331129.000	AIRPT CIP FAA GRT REV (L	\$0.00	\$0.00	\$0.00	(\$232,996.00)	(\$100,000.00)
4670.006.162.430310.900	AIRPT CIP CAP OUTLAY (LV	\$0.00	\$0.00	\$0.00	\$258,884.44	\$100,000.00
FUND: AIRPORT - 4670		(\$60,000.00)	(\$96,112.00)	(\$115,000.00)	(\$556,792.94)	(\$40,000.00)

Park County

Final Budget Revenue & Expenditure Fund Line Item

Fiscal Year: 2023-2024

Print accounts with zero balance Round to whole dollars Account on new page

Exclude inactive accounts with zero balance

From Date: 8/1/2023

To Date: 8/31/2023

Definition: !Final Budget Line Items - FY24

Account	Description	ACTUAL FY21	ACTUAL FY22	AdoptedFY23	YTD FY23	AdoptedFY24
5400.000.000.363010.000	LANDFILL ASSESSMENT FE	\$0.00	\$0.00	\$0.00	\$15,084.00	\$0.00
5400.000.000.363040.000	LANDFILL P&I SPEC ASSES	(\$497.92)	(\$200.93)	\$0.00	(\$590.49)	\$0.00
5400.000.000.371010.000	LANDFILL INTEREST	(\$26,525.19)	(\$19,333.63)	(\$20,000.00)	(\$17,680.10)	(\$20,000.00)
5400.000.000.382030.000	LANDFILL GAIN/LOSS FIX A	(\$56,000.00)	\$0.00	\$0.00	\$0.00	\$0.00
5400.000.000.383000.000	LANDFILL TRANSFER IN	\$0.00	(\$60,000.00)	\$0.00	\$0.00	\$0.00
5400.000.131.430840.340	LANDFILL UTILITY SERVICE	\$85.89	\$88.07	\$300.00	\$89.86	\$0.00
5400.000.131.430840.353	LANDFILL ACCOUNTING & /	\$1,533.08	\$2,140.54	\$2,000.00	\$1,540.25	\$0.00
5400.000.131.430840.358	LANDFILL MONITORING-EP	\$0.00	\$0.00	\$0.00	\$947.68	\$0.00
5400.000.131.430840.510	LANDFILL INSURANCE	\$15,826.30	\$16,996.78	\$17,000.00	\$17,966.83	\$18,528.36
5400.000.131.430840.550	LANDFILL TRUSTEE FEES	\$11,887.25	\$11,458.64	\$12,000.00	\$10,832.34	\$12,000.00
5400.000.131.430840.580	LANDFILL CLOSURE/POST C	\$0.00	(\$75.00)	\$51,000.00	\$46,516.33	\$40,000.00
5400.000.131.430840.830	LANDFILL DEPRECIATION-T	\$2,837.00	\$0.00	\$0.00	\$0.00	\$0.00
5400.000.131.521000.820	LANDFILL TRANSFERS OUT	\$56,000.00	\$30,064.17	\$0.00	\$0.00	\$0.00
FUND: LANDFILL - 5400		\$5,146.41	(\$18,861.36)	\$62,300.00	\$74,706.70	\$50,528.36

Park County

Final Budget Revenue & Expenditure Fund Line Item

Fiscal Year: 2023-2024

Print accounts with zero balance
 Round to whole dollars
 Account on new page

Exclude inactive accounts with zero balance

From Date: 8/1/2023

To Date: 8/31/2023

Definition: !Final Budget Line Items - FY24

Account	Description	ACTUAL FY21	ACTUAL FY22	AdoptedFY23	YTD FY23	AdoptedFY24
5410.000.000.336020.000	REFUSE FACILITY STATE A	(\$19,050.00)	(\$25,863.00)	\$0.00	\$0.00	\$0.00
5410.000.000.343044.000	REFUSE FACILITY OUT-OF-	(\$10,872.50)	(\$11,842.00)	(\$7,500.00)	(\$12,600.00)	(\$8,330.00)
5410.000.000.343045.000	REFUSE FACILITY SALE OF	\$0.00	(\$670.40)	\$0.00	\$0.00	\$0.00
5410.000.000.343046.000	REFUSE FACILITY REFUSE	(\$14,517.00)	(\$5,898.50)	(\$12,500.00)	(\$5,121.75)	(\$20,500.00)
5410.000.000.343048.000	REFUSE FACILITY GREENB	(\$1,020.00)	(\$2,461.00)	\$0.00	(\$1,850.00)	\$0.00
5410.000.000.362000.000	REFUSE FACILITY OTHER M	(\$4,407.43)	(\$23,025.85)	\$0.00	(\$6,624.92)	\$0.00
5410.000.000.363010.000	REFUSE FACILITY ASSESSI	(\$1,423,990.00)	(\$1,356,739.00)	(\$1,500,000.00)	(\$1,534,249.71)	(\$1,717,100.00)
5410.000.000.363015.000	REFUSE CIP ASSESSMT RE	(\$192.00)	(\$168.00)	\$0.00	\$607.50	\$0.00
5410.000.000.363040.000	REFUSE FACILITY P&I SPEC	(\$8,946.38)	(\$9,259.73)	(\$7,000.00)	(\$10,621.05)	(\$6,250.00)
5410.000.000.382020.000	REFUSE INSURANCE PROC	(\$1,285.30)	\$0.00	(\$100.00)	(\$12,458.11)	(\$100.00)
5410.000.000.382030.000	REFUSE FACILITY GAIN/LO	(\$400.00)	\$0.00	\$0.00	\$0.00	\$0.00
5410.000.000.383000.000	REFUSE FACILITY INTER OF	(\$56,000.00)	(\$30,064.17)	(\$415,000.00)	\$0.00	\$0.00
5410.000.130.430820.337	REFUSE FACILITY LICENSIN	\$1,540.00	\$1,540.00	\$1,540.00	\$1,260.00	\$1,540.00
5410.000.130.430820.340	REFUSE FACILITY UTILITY S	\$7,109.63	\$7,203.91	\$8,200.00	\$10,684.42	\$8,200.00
5410.000.130.430820.342	REFUSE FACILITY TELEPHC	\$2,178.96	\$2,141.58	\$2,100.00	\$2,198.70	\$2,214.24
5410.000.130.430820.350	REFUSE FACILITY PROFES	\$1,601.19	\$8,490.29	\$10,000.00	\$2,325.68	\$10,000.00
5410.000.130.430820.353	REFUSE FACILITY ACCOUN	\$306.62	\$428.11	\$300.00	\$308.05	\$400.00
5410.000.130.430820.510	REFUSE FACILITY INSURAN	\$3,776.10	\$4,055.37	\$4,200.00	\$4,286.82	\$4,420.80
5410.000.130.430820.532	REFUSE FACILITY LAND RE	\$8,433.62	\$9,310.76	\$9,000.00	\$9,322.74	\$8,500.00
5410.000.130.430820.830	REFUSE FACILITY DEPREC	\$63,362.00	\$80,493.00	\$0.00	\$0.00	\$0.00
5410.000.130.430820.940	REFUSE FACILITY MACHINE	\$0.00	\$0.00	\$0.00	\$0.00	\$10,000.00
5410.000.130.510300.356	REFUSE FACILITY ADMINIS	\$6,950.00	\$6,950.00	\$6,000.00	\$6,000.00	\$7,000.00
5410.000.132.430820.111	REFUSE COLLECTIONS P/R	\$266,786.45	\$307,546.58	\$338,314.17	\$368,117.95	\$393,378.96
5410.000.132.430820.112	REFUSE COLLECTIONS P/R	\$32,648.36	\$16,358.14	\$7,300.00	\$9,716.69	\$7,300.00

Park County

Final Budget Revenue & Expenditure Fund Line Item

Fiscal Year: 2023-2024

Print accounts with zero balance Round to whole dollars Account on new page

Exclude inactive accounts with zero balance

From Date: 8/1/2023

To Date: 8/31/2023

Definition: !Final Budget Line Items - FY24

Account	Description	ACTUAL FY21	ACTUAL FY22	AdoptedFY23	YTD FY23	AdoptedFY24
5410.000.132.430820.121	REFUSE COLLECTIONS P/R	\$5,810.73	\$7,704.77	\$6,500.00	\$13,689.73	\$6,500.00
5410.000.132.430820.130	REFUSE COLLECTIONS P/R	\$10,259.83	\$8,849.65	\$0.00	\$25,774.34	\$0.00
5410.000.132.430820.141	REFUSE COLLECTIONS P/R	\$127,825.81	\$143,269.91	\$149,470.38	\$165,875.83	\$174,694.29
5410.000.132.430820.145	REFUSE GASB 68 PENSION	\$0.00	\$28,428.00	\$0.00	\$0.00	\$0.00
5410.000.132.430820.147	REFUSE COLLECTIONS P/R	\$54,020.20	\$259.20	\$259.20	\$259.20	\$259.20
5410.000.132.430820.148	REFUSE COLLECTIONS P/R	\$0.00	(\$8,975.00)	\$0.00	\$0.00	\$0.00
5410.000.132.430820.210	REFUSE COLLECTIONS OFI	\$1,105.93	\$928.54	\$1,000.00	\$2,801.08	\$1,000.00
5410.000.132.430820.220	REFUSE COLLECTIONS OP	\$5,644.69	\$9,097.95	\$40,000.00	\$44,579.15	\$4,000.00
5410.000.132.430820.226	REFUSE COLLECTIONS CLC	\$1,075.94	\$1,524.82	\$1,400.00	\$737.12	\$1,400.00
5410.000.132.430820.230	REFUSE COLLECTIONS REI	\$17,242.62	\$23,664.12	\$10,000.00	\$17,178.83	\$10,000.00
5410.000.132.430820.231	REFUSE COLLECTIONS FUF	\$52,634.59	\$81,349.49	\$85,000.00	\$102,619.35	\$85,000.00
5410.000.132.430820.312	REFUSE COLLECTIONS PO	\$1,552.69	\$1,611.97	\$2,000.00	\$1,798.37	\$2,000.00
5410.000.132.430820.320	REFUSE COLLECTIONS PRI	\$4,699.27	\$4,947.75	\$5,000.00	\$5,567.76	\$4,700.00
5410.000.132.430820.330	REFUSE COLLECTIONS PUI	\$48.00	\$264.00	\$800.00	\$473.36	\$800.00
5410.000.132.430820.340	REFUSE COLLECTIONS UTI	\$4,195.63	\$4,901.59	\$4,000.00	\$5,494.95	\$3,600.00
5410.000.132.430820.342	REFUSE COLLECTIONS TEL	\$1,155.12	\$1,241.23	\$1,300.00	\$2,446.05	\$1,300.00
5410.000.132.430820.350	REFUSE COLLECTIONS PR	\$112,934.61	\$81,701.22	\$85,000.00	\$194,160.01	\$100,000.00
5410.000.132.430820.353	REFUSE COLLECTIONS AC	\$1,226.46	\$1,712.43	\$1,800.00	\$1,232.20	\$1,600.00
5410.000.132.430820.360	REFUSE COLLECTIONS MA	\$43,243.11	\$103,320.38	\$40,000.00	\$81,664.31	\$75,000.00
5410.000.132.430820.370	REFUSE COLLECTIONS TR	\$0.00	\$857.98	\$1,500.00	\$1,623.00	\$1,000.00
5410.000.132.430820.380	REFUSE COLLECTIONS TR	\$0.00	\$0.00	\$1,500.00	\$2,740.31	\$1,000.00
5410.000.132.430820.390	REFUSE COLLECTIONS CO	\$614,560.39	\$620,830.58	\$250,000.00	\$201,957.25	\$250,000.00
5410.000.132.430820.510	REFUSE COLLECTIONS INS	\$49,977.78	\$53,674.05	\$55,000.00	\$56,737.37	\$58,510.62
5410.000.132.430820.532	REFUSE COLLECTIONS LAN	\$4,583.00	\$4,100.00	\$4,000.00	\$3,696.00	\$4,500.00

Park County

Final Budget Revenue & Expenditure Fund Line Item

Fiscal Year: 2023-2024

Print accounts with zero balance Round to whole dollars Account on new page

Exclude inactive accounts with zero balance

From Date: 8/1/2023

To Date: 8/31/2023

Definition: !Final Budget Line Items - FY24

Account	Description	ACTUAL FY21	ACTUAL FY22	AdoptedFY23	YTD FY23	AdoptedFY24
5410.000.132.430820.610	REFUSE COLLECTIONS DEI	\$0.00	\$0.00	\$99,000.00	\$0.00	\$72,962.47
5410.000.132.430820.620	REFUSE COLLECTIONS DEI	\$0.00	\$0.00	\$0.00	\$0.00	\$23,202.81
5410.000.132.430820.940	REFUSE COLLECTIONS MA	\$0.00	(\$446,998.12)	\$0.00	\$118,512.38	\$0.00
5410.000.132.510300.356	REFUSE COLLECTIONS ADI	\$90,050.00	\$90,050.00	\$90,000.00	\$90,000.00	\$90,000.00
5410.000.132.521000.820	REFUSE COLLECTIONS TR	\$48,212.00	\$47,337.42	\$47,337.42	\$52,758.31	\$60,256.77
5410.001.000.363015.000	REFUSE CIP ASSESSMT RE	(\$14,474.00)	(\$13,774.00)	\$0.00	\$10.00	\$0.00
5410.001.000.363040.000	REFUSE CIP SPEC ASSESS	(\$16.04)	(\$67.78)	\$0.00	(\$34.49)	\$0.00
5410.001.132.430820.940	REFUSE CIP CAPITAL OUTL	\$0.00	\$446,998.12	\$415,000.00	\$361,246.78	\$176,500.00
5410.002.000.331110.000	REFUSE FEMA PROJ 67994	\$0.00	(\$18,854.25)	\$0.00	(\$1,351.88)	\$0.00
5410.002.000.331111.000	REFUSE FEMA PROJ 68347	\$0.00	(\$6,178.97)	\$0.00	\$0.00	\$0.00
5410.002.000.334110.000	REFUSE FEMA PROJ 67994	\$0.00	(\$4,478.91)	\$0.00	\$0.00	\$0.00
5410.002.000.383000.000	REFUSE TRANS IN-'22 FLOC	\$0.00	(\$3,865.49)	\$0.00	(\$450.63)	\$0.00
5410.002.132.430820.350	REFUSE FEMA DEBRIS DISI	\$0.00	\$0.00	\$0.00	\$475.00	\$0.00
5410.002.132.430820.353	REFUSE FEMA DEBRIS DISI	\$0.00	\$25,139.00	\$0.00	\$570.00	\$0.00
5410.002.132.430821.350	REFUSE FEMA DEBRIS REN	\$0.00	\$6,036.14	\$0.00	\$0.00	\$0.00
FUND: REFUSE FACILITY - 5410		\$91,580.68	\$275,133.88	(\$158,278.83)	\$386,144.05	(\$89,539.84)

Park County

Final Budget Revenue & Expenditure Fund Line Item

Fiscal Year: 2023-2024

Print accounts with zero balance Round to whole dollars Account on new page

From Date: 8/1/2023

To Date: 8/31/2023

Exclude inactive accounts with zero balance

Definition: !Final Budget Line Items - FY24

Account	Description	ACTUAL FY21	ACTUAL FY22	AdoptedFY23	YTD FY23	AdoptedFY24
Grand Total:		(\$1,819,010.12)	(\$70,433.67)	\$3,213,692.47	\$3,027,316.45	\$1,450,272.84

End of Report